

Assemblea Ordinaria del 21 aprile 2017ESITO VOTAZIONE

Oggetto : **Bilancio dell'esercizio chiuso al 31 dicembre 2016**

**Hanno partecipato alla votazione:**

-n° 1.583 azionisti,  
portatori di n° 642.748.998 azioni ordinarie, tutte ammesse al voto,  
pari al 77,835004% del capitale sociale.

**Hanno votato:**

		% su Azioni Ordinarie
Favorevoli	638.957.142	99,410056
Contrari	194.600	0,030276
SubTotale	<u>639.151.742</u>	99,440333
Astenuti	3.597.256	0,559667
Non Votanti	0	0,000000
SubTotale	<u>3.597.256</u>	0,559667
<b>Totale</b>	<u>642.748.998</u>	100,000000

Ai sensi dell'art. 135-undecies del TUF **non sono computate** ai fini del calcolo della maggioranza e del capitale richiesto per l'approvazione della delibera numero 0 azioni pari al **0,000000%** delle azioni rappresentate in aula.

Assemblea Ordinaria del 21 aprile 2017

**LISTA ESITO DELLE VOTAZIONE**  
**Oggetto: Bilancio dell'esercizio chiuso al 31 dicembre 2016**

Badge Ragione Sociale  
4130 AGOSTINI ANTONIO  
\*\*D FCP VILLIERS ACTIONS EDRAM


Totale voti 194.600  
Percentuale votanti % 0,030276  
Percentuale Capitale % 0,023565


**CONTRARI**

Proprio	Delega	Totale
	194.600	194.600

Azionisti: 1 Teste: 1  
 Azionisti in proprio: 0 Azionisti in delega: 1

Pagina 1





**LISTA ESITO DELLE VOTAZIONE**  
**Oggetto: Bilancio dell'esercizio chiuso al 31 dicembre 2016**

**ASTENUTI**


Badge	Ragione Sociale	Proprio	Delega	Totale
1752	D'ATRI GIANFRANCO		1	1
DE*	INVESTIMENTI SUD ITALIA S.R.L.			
4130	AGOSTINI ANTONIO	25.457		25.457
**D	OMEGA GLOBAL LISTED INFRASTRUCTURE FUND	86.500		86.500
**D	SOUTH YORKSHIRE PENSIONS AUTHORITY	133.000		133.000
**D	WEST MIDLANDS METROPOLITAN AUT PENS FD	150.000		150.000
**D	WEST YORKSHIRE PENSION FUND	2.745.512		2.745.512
**D	SWISS NATIONAL BANK	42.357		42.357
**D	NYFF FIDELITY	18.645		18.645
**D	CG CAYMAN FUND LIMITED	2.225		2.225
**D	CLINTON LIGHTHOUSE EQUITY STRATEGIES FUND (OFFSHORE) LP CO CLINTON GROUP, INC.	12.355		12.355
**D	CLINTON LIGHTHOUSE EQUITY STRATEGIES MASTER FUND LTD. C/O CLINTON GROUP, INC	96.274		96.274
**D	THE TRUSTEES OF SUPERANN ARRANGEMENTS OF THE UNI OF LONDON	284.930		284.930
**D	MERSEYSIDE PENSION FUND			
<b>Totale voti</b>				
<b>Percentuale votanti %</b>	3.597.256			
<b>Percentuale Capitale %</b>	0,559667			
	0,435617			

**LISTA ESITO DELLE VOTAZIONE**  
**Oggetto: Bilancio dell'esercizio chiuso al 31 dicembre 2016**

**NON VOTANTI**

Badge	Ragione Sociale	Proprio	Delega	Totale
Totale voti	0			
Percentuale votanti %	0,000000			
Percentuale Capitale %	0,000000			

Azionisti: 0 Teste: 0  
 Azionisti in proprio: 0 Azionisti in delega: 0





## LISTA ESITO DELLE VOTAZIONE

Oggetto: Bilancio dell'esercizio chiuso al 31 dicembre 2016

## FAVOREVOLI

Badge	Ragione Sociale	Proprio	Delega	Totale
1315	PEDINI LUCIANO	105		105
RL*	GIGLIO SERVIZI AMBIENTALI E BONIFICHE SRL	1		1
1321	CHIGNOLI GIORGIO	10		10
1336	PINORI ROBERTO	1		1
1360	CARADOMNA GIANFRANCO MARIA	2.806		2.806
1475	CAMERINI BRUNO			
1495	ROMANELLI SILVIA			
DE*	SINTONIA S.P.A.			
1592	GUERRISI ORLANDO			
DE*	ONOFRI MARIA			
1606	MAGNANI SONIA		10	10
DE*	ALLEANZA ASSICURAZIONI SPA			
DE*	GENERALI INVESTMENTS EUROPE S.P.A.		984.726	984.726
DE*	GENERALI INVESTMENTS EUROPE SPA		122.220	122.220
DE*	GENERALI INVESTMENTS EUROPE SPA SGR		79.910	79.910
DE*	GENERALI INVESTMENTS LUXEMBURG S.A.		11.672	11.672
DE*	GENERALI ITALIA SPA		37.560	37.560
1693	CHIURAZZI LUIGI	1.000	1.314.198	1.314.198
1701	CASIGLIANI TOMMASO	564		1.000
1705	AMBRUZZI DANIELA	616		564
1709	RODINO WALTER	5		616
1727	REALE DAVIDE GIORGIO	12		5
2106	CARILE DOMENICO	12		12
2211	VITANGELI GIORGIO	31.000		31.000
2518	ROSSI AGOSTINO	5		5
DE*	ROSSI PAOLO			
2528	TONDINI REMO	985	1.500	1.500
2717	MICUCCI CECCHI GIANLUCA			985
DE*	BRECCIA GIUSEPPINA			
2758	FIorentini GIANLUCA		5	5
2799	NOTARFONZO ARNALDO			
DE*	NOTARFONZO LORENZO			
2940	SIRONI ALESSANDRO		400	400
RL*	MEDIOBANCA			
3075	ANTOLINI GIOVANNI			
3241	CRISTIANI GIANNI			
4115	VENEZIA ANNAPAOLA			
DE*	FONDAZIONE CASSA DI RISPARMIO DI TORINO			
4130	AGOSTINI ANTONIO			
**D	BLACKROCK INDEX SELECTION FUND			
**D	FIDANTE PARTNERS LIQUID STRATEGIES			
**D	ARK LIFE ASSURANCE COMPANY LIMITED			
**D	GERANA SICAV-SIF S.A.			
		11.185.033		11.185.033
		36.055		36.055
		195		195
			41.805.516	41.805.516
			334.037	334.037
			47.400	47.400
			23.585	23.585
			10.724	10.724

Azionisti:  
Azionisti in proprio:1570 Teste:  
19 Azionisti in delega:27  
1551

LISTA ESITO DELLE VOTAZIONE  
 Oggetto: Bilancio dell'esercizio chiuso al 31 dicembre 2016

FAVOREVOLI

Badge	Ragione Sociale	Proprio	Delega	Totale
**D	FRANKLIN TEMPLETON INVESTMENT FUNDS	32.342	32.342	32.342
**D	FRANKLIN TEMPLETON INVESTMENT FUNDS	258.705	258.705	258.705
**D	UNI-GLOBAL	84.598	84.598	84.598
**D	T. ROWE PRICE FUNDS SICAV	366	366	366
**D	AVIVA INVESTORS AVIVA INVESTORS LUXEMBOURG	500.944	500.944	500.944
**D	JPMORGAN INVESTMENT FUNDS	415.482	415.482	415.482
**D	JPMORGAN FUNDS	62.140	62.140	62.140
**D	MORGAN STANLEY INVESTMENT FUNDS	1.178.659	1.178.659	1.178.659
**D	SCHRODER INTERNATIONAL SELECTION FUND	104.527	104.527	104.527
**D	CBRE CLARION FUNDS SICAV-GLOBAL ALCEDA F	28.343	28.343	28.343
**D	SWISSLIFE BANQUE VALEUROPE	32.500	32.500	32.500
**D	NMM5 GIEP PTN ACCOUNT	49.200	49.200	49.200
**D	NMM5 WIEQ BRF ACCOUNT	23.500	23.500	23.500
**D	NMM5 GIEP DWS ACCOUNT	42.732	42.732	42.732
**D	NMM5 GIEP NVN ACCOUNT	89.793	89.793	89.793
**D	NMM5-WIEQ-CNS ACCOUNT	65.026	65.026	65.026
**D	NCF-GBL INFRAST STOCK FD	2.875.517	2.875.517	2.875.517
**D	WIF LAZ GBL PFD LIS INFRA	984.350	984.350	984.350
**D	DPAM GL. STRAT. L. CONTIN.	7.000	7.000	7.000
**D	DPAM EQ. L. EMUTIN	111.500	111.500	111.500
**D	ALLIANZ FAD EUROPE HIGH DIVIDEND	235.490	235.490	235.490
**D	ALLIANZ GLR EM AGI EUR HIGH DIVIDEND	2.050	2.050	2.050
**D	SCHWAB INTERNATIONAL INDEX FUND	103.819	103.819	103.819
**D	THE MASTER TRUST BANK OF JAPAN LTD	995.565	995.565	995.565
**D	FIDELITY ADVISOR SERIES VIII INT CAPITAL	128.156	128.156	128.156
**D	GMO ALPHA ONLY FUND	2.101	2.101	2.101
**D	PYRAMIS GROUP TR FOR EMPLOYEES BENEF PLA	624.569	624.569	624.569
**D	JTSB STB DAIWA STOCK INDEX FUND 9807	10.007	10.007	10.007
**D	VARIABLE INSURANCE PROD FD II INTER CAP	46.548	46.548	46.548
**D	JAPAN TRUSTEE SERVICES BANK LTD	3.154	3.154	3.154
**D	FIDELITY FUNDS SICAV	2.936.094	2.936.094	2.936.094
**D	NN (L)	206.098	206.098	206.098
**D	ING DIRECT	40.376	40.376	40.376
**D	JAPAN TRUSTEE SERVICES BANK LTD	7.677	7.677	7.677
**D	THE MASTER TRUST BANK OF JAPAN LTD	532	532	532
**D	PYRAMIS SELECT INTER EQ FUND LLC	22.060	22.060	22.060
**D	DEUTSCHE GLOBAL INFRASTRUCTURE FUND	1.374.941	1.374.941	1.374.941
**D	PYRAMIS GROUP TR FOR EMPLOYEES BENEF PLAN	13.455	13.455	13.455
**D	FIDELITY SAL ST SPARTAN GLOBAL EX US IN	51.245	51.245	51.245
**D	SCHWAB FUNDAMENTAL INTER LARGE COMP IN F	26.053	26.053	26.053
**D	MACQUARIE GLOBAL LISTED INFRASTRUCTURE C	51.984	51.984	51.984
**D	THORNBERG GLOBAL INVESTMENT PLC	7.584	7.584	7.584
**D	SEI INSTITUTIONAL MANAGED TRUST MULTI-AS	3.095	3.095	3.095



## LISTA ESITO DELLE VOTAZIONI

Oggetto: Bilancio dell'esercizio chiuso al 31 dicembre 2016


## FAVOREVOLI

Badge	Ragione Sociale	Proprio	Delega	Totale
**D	KBI EAFE MARKETS EQUITY CIT	21.387	21.387	21.387
**D	FIDELITY SAL ST T SPARTAN TOTAL INT IN F	4.570	4.570	4.570
**D	FIDELITY UCITS ICAY	3.033	3.033	3.033
**D	COH STEERS GL.LIST. INFR.FD	124.615	124.615	124.615
**D	NUVEEN GLOBAL INFRASTRUCTURE FUND	771.693	771.693	771.693
**D	SANLAM UNIVERSAL FUNDS PLC	5.090	5.090	5.090
**D	ADVISOR MANAGED TRUST - TACTICAL OFFENSI	13.271	13.271	13.271
**D	THE ADV.INNER C.CORNERST.AD.GL.PUB.EQ. F	13.217	13.217	13.217
**D	GLOBAL X SCIENTIFIC BETA EUROPE ETF	661	661	661
**D	PIMCO FUNDS GLOBAL INVESTORS SERIES PLC	304	304	304
**D	PANAGORA RISK PARITY M.A.C.FD	952	952	952
**D	BEST INVESTMENT CORPORATION	21.610	21.610	21.610
**D	SCHRODER GLOBAL EQUITY STABILISER	49.530	49.530	49.530
**D	HSBC GROUP HONG KONG LOCAL STAFF RETIREMENT BENEFIT SCHEME	1.857	1.857	1.857
**D	STICHT BEDRIJ MEDIA PNO	39.300	39.300	39.300
**D	KEMPEN EUROPEAN HIGH DIVIDEND FUND N.V.	1.226.007	1.226.007	1.226.007
**D	FCP SAINT MARTIN 7	34.900	34.900	34.900
**D	CSAM MONCEAU	3.366	3.366	3.366
**D	CARDIF ASSICURAZIONI SPA	15.000	15.000	15.000
**D	HENDERSON INSTIT EUROP INDEX OPP FUND	49.849	49.849	49.849
**D	CANDRIAM BELGIUM MANDAT FRR	273.237	273.237	273.237
**D	ROBECO NV	46.095	46.095	46.095
**D	THE RBS AS DEPOSITORY FOR ABERDEEN	6.631	6.631	6.631
**D	CARDIF VITA COMPAGNIA ASSIC E RIASS SPA	750.000	750.000	750.000
**D	ALLIANZGI FONDS NASPA PENSIONSFONDS	2.734	2.734	2.734
**D	ALLIANZGI FONDS AFE	19.317	19.317	19.317
**D	ALLIANZGI FONDS AKTIEN EUROPA	13.100	13.100	13.100
**D	DEKA MASTER HAER I	48.415	48.415	48.415
**D	ALLIANZGI FONDS PENSIONS	3.943	3.943	3.943
**D	ALLIANZGI SHL	4.000	4.000	4.000
**D	ALLIANZ GLOBAL INVESTORS EUROPE	43.000	43.000	43.000
**D	ALLIANZGI FONDS MAF1	9.000	9.000	9.000
**D	HFZH COFONDS	19.000	19.000	19.000
**D	ALLIANZGI FONDS PF2	8.101	8.101	8.101
**D	ALLIANZGI FONDS PTV2	27.891	27.891	27.891
**D	ALLIANZGI FONDS PF1	24.758	24.758	24.758
**D	ALLIANZGI FONDS MASTER DRT	21.250	21.250	21.250
**D	ALLIANZGI FONDS SIV	6.500	6.500	6.500
**D	ALLIANZGI FONDS COEN2	15.000	15.000	15.000
**D	DILL COFONDS	3.700	3.700	3.700
**D	ALLIANZGI FONDS SCHLJCO	14.000	14.000	14.000
**D	ALLIANZGI FONDS KDCO	20.000	20.000	20.000
**D	ALLIANZGI FONDS FIB	11.000	11.000	11.000

LISTA ESITO DELLE VOTAZIONE  
 Oggetto: Bilancio dell'esercizio chiuso al 31 dicembre 2016

FAVOREVOLI

Badge	Ragione Sociale	Proprio	Delega	Totale
**D	ALLIANZGI FONDS ALLRA		2.610	2.610
**D	BAYK A4 FONDS		23.824	23.824
**D	AKTIEN EUROPA 2		100.000	100.000
**D	UNIVERSAL-CAV		23.414	23.414
**D	ABERDEN GLOBAL		1.900	1.900
**D	BETCJ DPF REVEH		2.162	2.162
**D	MERCER OVERSEAS PROPERTY TRUST		81.517	81.517
**D	AMP CAP UNHEGDED GL SHS MULTI MAN FUND		13.790	13.790
**D	CLEARVIEW INFRASTRUCTURE FUND		349.543	349.543
**D	INSURANCE COMMISSION OF WESTERN AUSTRALI		70.162	70.162
**D	AUSTRALIAN CATHOLIC SUPERAN RETIREM FUND		4.997	4.997
**D	ENHANCED INDEX INTERNATIONAL SHARE FUND		68.224	68.224
**D	TCORPIM INDEXED INT SHARE(UNHEGDED) F		4.553	4.553
**D	IPAC SPECIALIST INVESTMENT STRATEGIES LI		76.823	76.823
**D	WHOLESALE UNIT TRUST MSCI GLOB INDEX SHS		4.092	4.092
**D	WHOLESALE UNIT TRUST GL. INFRASTRUCTURE F		115.115	115.115
**D	IPAC SPEC INV STR INT SHARE STR NO 9		1.464	1.464
**D	AMP INTERNATIONAL EQUITY INDEX FUND		50.947	50.947
**D	WHOLESALE GLOBAL EQUITY INDEX FUND		2.019	2.019
**D	AMP GLOBAL LISTED INFRAST INDEX FUND HED		117.066	117.066
**D	FIRST STATE INVESTMENTS GLOBAL LISTED IN		181.155	181.155
**D	UNISUPER		32.591	32.591
**D	FCP LES TROIS FONTAINES		2.200	2.200
**D	FCP DIATEC		2.800	2.800
**D	POINCARE II		2.500	2.500
**D	FCP JPA		3.000	3.000
**D	SICAV METISS		4.000	4.000
**D	FCP DAY SOLVAY		4.300	4.300
**D	FCP JCD FIVE		2.000	2.000
**D	PI CH - EUROPEAN EX SWISS EQUITIES TRACKER EX SL		12.502	12.502
**D	PI CH-WORLD EX SWISS EQUITIES TRACKER US		41.264	41.264
**D	BANQUE PICTET & CIE SA		23.126	23.126
**D	UMBERTO TRUST CAPITAL		818	818
**D	PGSF GLOBAL HIGH YIELD UTILITIES EQUITIES FUND		8.399	8.399
**D	PGSF GLOBAL UTILITIES EQUITIES FUND		1.494.570	1.494.570
**D	PGSF GLOBAL UTILITIES EQUITIES CURRENCY HEDGE FUND		23.378	23.378
**D	PGSF GLOBAL INCOME STOCK FUND		44.934	44.934
**D	PICTET-EUROPE INDEX		155.175	155.175
**D	FUJI XEROX PENSION FUND		96.800	96.800
**D	GLOBAL HIGH DIVIDEND EQUITY MOTHER FUND		270.080	270.080
**D	SHINKO GLOBAL EQUITY INDEX MOTHER FUND		913	913
**D	GIVI GLOBAL EQUITY FUND CLT AC		5.552	5.552
**D	ROBECO CAPITAL GROWTH FUNDS		1.746	1.746



## LISTA ESITO DELLE VOTAZIONE

Oggetto: Bilancio dell'esercizio chiuso al 31 dicembre 2016


## FAVOREVOLI

Badge	Ragione Sociale	Proprio	Delega	Totale
**D	UBI SICAV	5.765	5.765	5.765
**D	RBC DEXIA MACQUARIE FD SOLUTIONS	31.103	31.103	31.103
**D	QUAESTIO CAPITAL FUND	2.540	2.540	2.540
**D	MAPLE BROWN ABBOTT FUNDS PLC	169.167	169.167	169.167
**D	KEMPEN INTERNATIONAL FUNDS	261.490	261.490	261.490
**D	BLACKROCK INSTITUTIONAL JERSEY FUNDS	14.442	14.442	14.442
**D	BLACKROCK INSTITUTIONAL POOLED FUND PLC	20.733	20.733	20.733
**D	SHELL TRUST (BERMUDA) LIMITED AS TRUSTEE	5.864	5.864	5.864
**D	SHELL TRUST (BERMUDA) LTD AS TRUSTEE OF THE SHELL OVERSEAS C.P. FUND	12.151	12.151	12.151
**D	UBS INTERNATIONAL EQUITY RELATIONSHIP FUND	17.392	17.392	17.392
**D	NFS LIMITED TRAFALGAR COURT LES BANQUES	17.898	17.898	17.898
**D	NFS LIMITED TRAFALGAR COURT LES BANQUES	19.246	19.246	19.246
**D	SAS TRUSTEE CORPORATION	138.099	138.099	138.099
**D	SAS TRUSTEE CORPORATION LEVEL 16 83	651.645	651.645	651.645
**D	H.E.S.T. AUSTRALIA LIMITED	17.805	17.805	17.805
**D	STATE SUPER FINANCIAL SERVICES AUSTRALIA	451.237	451.237	451.237
**D	UBS GLOBAL ASSET MANAGEMENT LIFE LTD	152.665	152.665	152.665
**D	ROYAL BOROUGH OF KINGSTON UPON THAMES PE	12.095	12.095	12.095
**D	BANCO CENTRAL DE TIMOR EST	35.091	35.091	35.091
**D	THE BOEING COMPANY EMPLOYEE RETIREMENT P	213.978	213.978	213.978
**D	BRUNEI SHELL RETIREMENT BENEFIT FUND	3.243	3.243	3.243
**D	THE BOEING COMPANY EMPLOYEE RETIREMENT PLANS MASTER TRUST	335.057	335.057	335.057
**D	HARTFORD LIFE INSURANCE COMPANY	15.037	15.037	15.037
**D	DELTA PILOTS DISABILITY TRUST	7.219	7.219	7.219
**D	BLACKROCK GLOBAL LISTED INFRASTRUCTURE F	6.930	6.930	6.930
**D	ROCKEFELLER & CO., INC	2.009	2.009	2.009
**D	FIDUCIARY TRUST COMPANY INTERNATIONAL AS	1.033	1.033	1.033
**D	JPMORGAN CHASE BANK N.A.	2.745	2.745	2.745
**D	THE BARCLAYS BANK UK RETIREMENT FUND	8.667	8.667	8.667
**D	IBM PERSONAL PENSION PLAN TRUST	2.276	2.276	2.276
**D	UBS ASSET MANAGEMENT LIFE LTD	6.891	6.891	6.891
**D	FQ ESSENTIAL BETA FUND LTD	5.000	5.000	5.000
**D	CONNECTICUT GENERAL LIFE INSURANCE COMPA	4.799	4.799	4.799
**D	GENERAL MOTORS PENSIONFONDS OFF	3.525	3.525	3.525
**D	CHINA LIFE INSURANCE (GROUP) COMPANY	7.139	7.139	7.139
**D	LUCRF PTY LTD FOR THE LABOUR UNION CO-O	3.154	3.154	3.154
**D	GAMMA EMIRATES INVESTMENT L.L.C. EM	984	984	984
**D	BANCO CENTRAL DE TIMOR EST	31.956	31.956	31.956
**D	BLACKROCK SCREEN WHOLE INDEXED INT EQ FD	782	782	782
**D	ADVANCE INTERNATIONAL SHARE INDEX FUND	15.322	15.322	15.322
**D	UBS (US) GROUP TRUST	268.007	268.007	268.007
**D	MIBJ DAIDO LIFE FOREIGN EQUITY MOTHER FD	2.271	2.271	2.271
**D	BLACKROCK WHOLESale INDEXED INTERNATIONAL	31.492	31.492	31.492

LISTA ESITO DELLE VOTAZIONE  
 Oggetto: Bilancio dell'esercizio chiuso al 31 dicembre 2016

## FAVOREVOLI

Badge	Ragione Sociale	Proprio	Delega	Totale
**D	AXA EQUITABLE LIFE INSURANCE CO		4.863	4.863
**D	AUSCOAL SUPERANNUATION FUND		371.504	371.504
**D	BLACKROCK INTERNATIONAL ALPHA TILTS FUND		79.300	79.300
**D	WSP INTERNATIONAL EQUITIES TRUST		8.906	8.906
**D	BLACKROCK INDEXED ALL-COUNTRY EQUITY FUN		1.980	1.980
**D	UBS GLOBAL ALLOCATION FUND		28.132	28.132
**D	T ROWE PRICE INTERNATIONAL EQUITY INDEX		18.929	18.929
**D	SBC MASTER PENSION TRUST SBC MASTER PENSION TRUST 208		17.423	17.423
**D	NVIT INTERNATIONAL INDEX FUND		61.170	61.170
**D	FLEXSHARES MORNINGSTAR DEVELOPED MARKETS		10.728	10.728
**D	EQ ADV. TRUST AXA INTL.CORE MANAGED VOLA		26.984	26.984
**D	MINISTRY OF STRATEGY AND FINANCE		66.454	66.454
**D	FLEXSHARES STOXX GLOBAL ESG IMPACT INDEX		70	70
**D	SBC MASTER PENSION TRUST		26.495	26.495
**D	JNL-S&P INTERNATIONAL 5 FUND		39.526	39.526
**D	RETIREMENT INCOME PLAN OF SAUDI ARABIAN OIL COMPANY		2.915	2.915
**D	RETIREMENT INCOME PLAN OF SAUDI ARABIAN		288	288
**D	FLEXSHARES STOXX GLOBAL BROAD INFRASTRUC		265.660	265.660
**D	AQR INTERNATIONAL MOMENTUM FUND		12.192	12.192
**D	FUNDACAO CALOUSTE GULBENKIAN		10.978	10.978
**D	JNL/BROOKFIELD GLOBAL INFRASTRUCTURE FUND		666.600	666.600
**D	AQR FUNDS AQR TAX-MANAGED INTL MOMENTUM		3.173	3.173
**D	JNL/MELLON CAPITAL INTNAL INDEX FUND		78.611	78.611
**D	FLEXSHARES INTERNATIONAL QUALITY DIVIDEND DEFENSIVE INDEX FUND		8.019	8.019
**D	EQ ADVISORS TST - ATM INTERNATIONAL MANA		31.048	31.048
**D	EQ ADVISORS TRUST-AXA GLOBAL EQ MANAGED		13.945	13.945
**D	EQ.ADVISORS TRUST - AXA TEMPLETON GLOBAL		21.273	21.273
**D	GOLDMAN SACHS TRUST - GOLDMAN SACHS INTE		5.614	5.614
**D	PETERCAM B FUND		54.886	54.886
**D	PUBLIC EMPLOYEES RETIREMENT SYSTEM OF OHIO		260.718	260.718
**D	THE MASTER TRUST BANK OF JAPAN LTD		47.143	47.143
**D	THE MASTER TRUST BANK OF JAPAN, LTD AS TRUSTEE FOR MUTB400045796		54.891	54.891
**D	STICHTING SHELL PENSIOENFONDS		556.984	556.984
**D	SHELL PENSIONS TRUST LIMITED AS TRUSTEE OF SHELL CONTRIBUTORY PENSION FUND		14.463	14.463
**D	THE CAR CARE PENSION PLAN		15.726	15.726
**D	THE MASTER TRUST BANK OF JAPAN, LTD. AS TRUSTEE FOR MUTB400045792		12.749	12.749
**D	PRUDENTIAL LEGACY INSURANCE COMPANY OF N		439.867	439.867
**D	MASTER TRUST BANK OF JAPAN, LTD. PENSION		9.719	9.719
**D	FORSTA AP - FONDEN		505.973	505.973
**D	VIRTUS GLOBAL DIVIDEND FUND		1.972.604	1.972.604
**D	KAPITALFORENINGEN PENSAM INVEST PSI 30 EUROPABISKE AKTIER		213.676	213.676
**D	ALLIANZGI-FONDS DSPT		78.860	78.860
**D			14.219	14.219



## LISTA ESITO DELLE VOTAZIONI

Oggetto: Bilancio dell'esercizio chiuso al 31 dicembre 2016

## FAVOREVOLI

Badge	Ragione Sociale	Proprio	Delega	Totale
**D	BUREAU OF LABOR FUNDS- LABOR PENSION FUND	238.926	238.926	238.926
**D	BUREAU OF LABOR FUNDS-LABOR INSURANCE FUND	72.566	72.566	72.566
**D	BUREAU OF LABOR FUNDS- LABOR PENSION FUND	196.882	196.882	196.882
**D	BUREAU OF LABOR FUNDS- LABOR PENSION FUND	10.596	10.596	10.596
**D	BUREAU OF LABOR FUNDS- LABOR PENSION FUND	21.606	21.606	21.606
**D	BUREAU OF LABOR FUNDS- LABOR INSURANCE FUND	131.680	131.680	131.680
**D	NATIONWIDE INTERNATIONAL INDEX FUND	102.222	102.222	102.222
**D	PENSIONSKASSEN BORNE-OG UNGDOMSPAEDAGOGE	54.174	54.174	54.174
**D	PENSIONSKASSEN FOR BORNE-OG UNGDOMS	35.830	35.830	35.830
**D	TRUST AND CUSTODY SERVICED BANK LIMITED	17.826	17.826	17.826
**D	EQ-ADVISORS TRUST-AXA/AB DYNAMIC GROWTH	13.672	13.672	13.672
**D	VANTAGETRUST III MASTER COLLECTIVE INVES	59.096	59.096	59.096
**D	EQ ADVISORS TRUST-AXA INTL.MANAGED VOLAT	29.280	29.280	29.280
**D	THE MASTER TRUST BANK OF JAPAN LTD	27.356	27.356	27.356
**D	STICHTING PENSIOENFONDS VOOR HUISARTSEN	8.772	8.772	8.772
**D	THE MASTER TRUST BANK OF JAPAN	6.100	6.100	6.100
**D	BUREAU OF LABOR FUNDS-LABOR INSURANCE FUND	5.091	5.091	5.091
**D	BUREAU OF LABOR FUNDS-LABOR INSURANCE FUND	6.456	6.456	6.456
**D	BUREAU OF LABOR FUNDS- LABOR RETIREMENT FUND	635.549	635.549	635.549
**D	NEW YORK STATE COMMON RETIREMENT FUND	47.262	47.262	47.262
**D	CITY OF PHILADELPHIA PUBLIC RETIREMENT	19.946	19.946	19.946
**D	STATE OF WYOMING	19.289	19.289	19.289
**D	FIDELITY INVESTMENT FUNDS - FIDELITY Y GLOBAL DIVIDEND FUND	337.746	337.746	337.746
**D	FIDELITY INVESTMENT FUNDS - FIDELITY MONEYBUILDER WORLD INDEX FUND	6.314	6.314	6.314
**D	FIDELITY INSTITUTIONAL PAN EUROPEAN FUND	24.744	24.744	24.744
**D	FIDELITY INSTITUTIONAL SELECT GLOBAL EQU	27.377	27.377	27.377
**D	ALLIANZ UK & EUROPEAN INVESTMENT FUNDS -	50.540	50.540	50.540
**D	FIDELITY INVESTMENT FUNDS - FIDELITY	22.740	22.740	22.740
**D	FIDELITY INVESTMENT FUNDS - FIDELITY	87.069	87.069	87.069
**D	MASTER TRUST FOR NATIONAL PENSION FD	39.539	39.539	39.539
**D	TRUST AND CUSTODY SERVICED BANK LIMITED	3.189	3.189	3.189
**D	BP MASTER TRUST FOR EMPLOYEE PENSION PLA	27.920	27.920	27.920
**D	SMA RELATIONSHIP TRUST SERIES G	38.568	38.568	38.568
**D	PROSHARES DJ BROOKFIELD GLOB.INFRASTR.ET	47.004	47.004	47.004
**D	MMA PRAXIS INTERNATIONAL INDEX FUND	19.820	19.820	19.820
**D	NEW MEXICO STATE INVESTMENT COUNCIL	13.863	13.863	13.863
**D	DELTA MASTER TRUST	15.594	15.594	15.594
**D	HOBART FAMILY INVESTMENTS LLC	37.931	37.931	37.931
**D	KATHERINE C. MOORE CHARITABLE LEAD ANNUITY TRUST II	1.982	1.982	1.982
**D	NEW MEXICO STATE INVESTMENT COUNCIL	903	903	903
**D	PROSHARES HEDGED FTSE EUROPE ETF	1.442	1.442	1.442
**D		252		252

**LISTA ESITO DELLE VOTAZIONE**  
**Oggetto: Bilancio dell'esercizio chiuso al 31 dicembre 2016**

Badge	Ragione Sociale	Proprio	Delega	Totale
**D	O SHARES FTSE EUROPE QUALITY DIVIDEND ET	3.605	3.605	3.605
**D	OPPENHEIMER MACQUARIE GLOBAL INFRASTRUCR	10.991	10.991	10.991
**D	VIRTUS TOTAL RETURN FUND	469.429	469.429	469.429
**D	THE KATHERINE MOORE REVOCABLE TRUST	486	486	486
**D	PUERTO RICO TELEPHONE COMPANY MASTER TRU	12.423	12.423	12.423
**D	UBS FTSE RAFI DEVELOPED 1000 INDEX FUND	6.832	6.832	6.832
**D	UBS MSCI WORLD MINIMUM VOLATILITY INDEX	84.387	84.387	84.387
**D	SUN LIFE SENTRY INFRASTRUCTURE FUND	97.037	97.037	97.037
**D	SPROTT GLOBAL INFRASTRUCTURE FUND	18.025	18.025	18.025
**D	MANULIFE INTERNATIONAL EQUITY INDEX FUND	1.810	1.810	1.810
**D	MANULIFE SENTINEL INCOME (33) FUND UT 2	22.200	22.200	22.200
**D	MAPLE BROWN ABBOT GLOBAL LISTED INFR FD	817.379	817.379	817.379
**D	THE GREAT-WEST LIFE ASSURANCE COMPAN	4.700	4.700	4.700
**D	LONDON LIFE INSURANCE COMPANY	3.601	3.601	3.601
**D	REGIME DE RETRAITE D HYDRO QUEBEC	73.422	73.422	73.422
**D	MACQUARIE GLOBAL INFRASTRUCTURE INCOME F	18.663	18.663	18.663
**D	RARE INFRASTRUCTURE VALUE FUND UNHEDGED	1.225.113	1.225.113	1.225.113
**D	RARE YIELD FUND	6.098	6.098	6.098
**D	RARE INFRASTRUCTURE VALUE FUUND HEDGED	1.428.145	1.428.145	1.428.145
**D	FONDS DE SOLIDARITE DES TRAV.QUEBEC FTQ	4.236	4.236	4.236
**D	BOMBARDIER TRUST (CANADA) REAL RETURN AS	125.611	125.611	125.611
**D	THE BOMBARDIER TRUST (UK)	133.787	133.787	133.787
**D	NATWEST DEP SW SVSTPI IBI GS C	56.413	56.413	56.413
**D	LABORERS PENSION FUND OF WESTERN CANADA	27.500	27.500	27.500
**D	MANULIFE SOBEYS GLOBAL EQUITY FUND UT	68.700	68.700	68.700
**D	MANULIFE GLOBAL INFRASTRUCTURE FUND	146.200	146.200	146.200
**D	MANULIFE INVESTMENT EXCHANGE FUND CORP	50.800	50.800	50.800
**D	BROOKFIELD GLOBAL LISTED INFRASTRUCTURE	169.000	169.000	169.000
**D	BROOKFIELD GLOBAL INFRASTRUCTURE SECURIT	125.000	125.000	125.000
**D	LONDON LIFE INSURANCE COMPANY	200	200	200
**D	GENUS DIVIDEND EQUITY FUND	98.500	98.500	98.500
**D	GENUS FOSSIL FREE CANGLOBE EQUITY FUND	29.800	29.800	29.800
**D	ROYAL BANK OF CANADA (CHANNEL ISLANDS) L	3.707	3.707	3.707
**D	CENTRAL FINANCE BOARD METHODIST CHURCH	3.430	3.430	3.430
**D	FIRST STATE GLOBAL OPPORTUNITIES FUND	566.556	566.556	566.556
**D	PRUDENTIAL ASSURANCE COMPANY LTD	49.404	49.404	49.404
**D	PRUDENTIAL PENSIONS LIMITED	15.025	15.025	15.025
**D	NATIONAL GRID UK PENSION SCHEME	127.709	127.709	127.709
**D	PHOENIX UNIT TRUST MANAGERS EURO	26.644	26.644	26.644
**D	PHOENIX UNIT TRUST MANAGERS BOTHWELL EUROPE FUND	375.319	375.319	375.319
**D	PHOENIX UNIT TRUST MANAGERS MBH	41.227	41.227	41.227
**D	MOORE CAPITAL MANAGEMENT LP	18.387	18.387	18.387
**D	HELABA INVEST KAPITALANLAGEGESELLSCHAFT MBH	132.807	132.807	132.807
**D	NMMS-GIEP BRI ACCOUNT			





LISTA ESITO DELLE VOTAZIONE  
 Oggetto: Bilancio dell'esercizio chiuso al 31 dicembre 2016


## FAVOREVOLI

Badge	Ragione Sociale	Proprio	Delega	Totale
**D	VANGUARD EUROPEAN STOCK INDEX FUND	955.435	955.435	955.435
**D	VANGUARD DEVELOPED MARKETS INDEX FUND	2.410.180	2.410.180	2.410.180
**D	GIM SPECIALIST INVESTMENT FUNDS	11.284	11.284	11.284
**D	VANGUARD TOTAL WORLD STOCK INDEX FUND	128.074	128.074	128.074
**D	ARTISAN INTERNATIONAL GROWTH TRS	435.878	435.878	435.878
**D	VANGUARD FTSE ALL-WORLD EX US INDEX FUND	797.196	797.196	797.196
**D	VANGUARD FUNDS PLC	128.201	128.201	128.201
**D	VANGUARD INVESTMENT SERIES PLC	599.712	599.712	599.712
**D	SCHRODER INTERNATIONAL MULTI-CAP EQ	14.904	14.904	14.904
**D	M.T.R FOR DEF CONTR FINS OF AIRLINES	187.243	187.243	187.243
**D	FCP LBPAM AVENIR EURO	40.106	40.106	40.106
**D	FCP LBPAM ACTIONS VALUE EURO	450.000	450.000	450.000
**D	FCP LBPAM DIVERSIFIE FOCUS OBLIG 3 5	19.552	19.552	19.552
**D	FCP LBPAM MM EURO ACTIONS	14.180	14.180	14.180
**D	FCP FEDERIS IRC ACTIONS	347.000	347.000	347.000
**D	FCP LBPAM ACTIONS EURO LARGE CAP	508.210	508.210	508.210
**D	FCP BNP PARIBAS ACTIONS EUROLAND	56.032	56.032	56.032
**D	FCP BNP PARIBAS ACTIONS EUROPE	1.633	1.633	1.633
**D	FCP LBPAM ACTIONS EUROMONDE	221.610	221.610	221.610
**D	FCP LBPAM ACTIONS EUROPE LARGE CAP	13.000	13.000	13.000
**D	FCP LBPAM ACTIONS CROISSANCE EURO	268.947	268.947	268.947
**D	SAINT MARTIN 2	140.716	140.716	140.716
**D	BARYUM QUANT FCP	65.500	65.500	65.500
**D	FCP SAKKARAH 7	10.372	10.372	10.372
**D	AXA ROSENBERG EUROBLOC	323.400	323.400	323.400
**D	CAISSE DES DEPOTS ET CONSIGNAT	29.588	29.588	29.588
**D	FONDS DE RESERVE POUR LES RETRAITES	44.992	44.992	44.992
**D	RAVGDT DIVERSIFIE II LBPAM	29.379	29.379	29.379
**D	AMUNDI	238.378	238.378	238.378
**D	LA FRANCAISE LUX	79.879	79.879	79.879
**D	BNP PARIBAS FUND III NV	2.191	2.191	2.191
**D	BNP PARIBAS B PENSION STABILITY	18.984	18.984	18.984
**D	BNP PARIBAS B INVEST	4.868	4.868	4.868
**D	BNP PARIBAS B PENSION BALANCED	297.108	297.108	297.108
**D	METROPOLITAN RENTASTRO	90.008	90.008	90.008
**D	BNP PARIBAS LI	359.466	359.466	359.466
**D	BNP PARIBAS A FUND	75.682	75.682	75.682
**D	AXA VERSICHERUNGEN AG	5.000	5.000	5.000
**D	AXA LEBEN AG	9.000	9.000	9.000
**D	SICAV MONT	18.000	18.000	18.000
**D	FCP TRANSAT PATRIMOINE 2	85.000	85.000	85.000
**D	BANQUE PICTET & CIE SA	111.323	111.323	111.323
**D	CONSTRUCTION AND BUILDING UNIONS SUPERAN	246.153	246.153	246.153

**LISTA ESITO DELLE VOTAZIONE**  
**Oggetto: Bilancio dell'esercizio chiuso al 31 dicembre 2016**

**FAVOREVOLI**

Badge	Ragione Sociale	Proprio	Delega	Totale
**D	VANGUARD INTERNATIONAL SHARE INDEX FUND	112.774	112.774	112.774
**D	COMINGLED PEN TR FD INTL(RES.ENHAN.IND)	8.822	8.822	8.822
**D	SCHRODER GLOBAL ENHANCED INDEX FUND	86.866	86.866	86.866
**D	TELSTRA SUPERANNUATION SCHEME	12.162	12.162	12.162
**D	BLACKROCK FISSION INDEXED INTL EQUITY FD	29.839	29.839	29.839
**D	VANGUARD GLOBAL INFRASTRUCT. INDEX FUND	54.522	54.522	54.522
**D	BOMBARDIER TRUST U.S. MASTER TRUST	22.886	22.886	22.886
**D	CARBON AWARE INTERNATIONAL SHARES FUND	7.737	7.737	7.737
**D	ONEPATH GLOBAL SHARES LARGE CAP UNHEDGED	43.514	43.514	43.514
**D	MTEJ DAIDO LIFE FOREIGN EQUITY MOTHER FD	564.756	564.756	564.756
**D	AVIVA LIFE & PENSIONS UK LIMITED	123.376	123.376	123.376
**D	JPMORGAN FUND II ICVC - JPM BALANCED MAN	2.420	2.420	2.420
**D	MARSHFIELD CLINIC MASTER TRUST	23.943	23.943	23.943
**D	VARIABLE PORTF - PYRAMIS INT EQUITY FUND	315.323	315.323	315.323
**D	SBC MASTER PENSION TRUST	232.315	232.315	232.315
**D	MINISTRY OF STRATEGY AND FINANCE	10.287	10.287	10.287
**D	JPMORGAN LIFE LIMITED	67.560	67.560	67.560
**D	TAMESIDE MBC RE GREATER MANCHESTER PENSION FUND	1.858.854	1.858.854	1.858.854
**D	VANGUARD TOTAL INTERNATIONAL STOCK INDEX	6.508.018	6.508.018	6.508.018
**D	VANGUARD FID COMPANY EUROPEAN STOCK INDE	22.985	22.985	22.985
**D	AVIVA LIFE AND PENSIONS UK LIMITED	28.371	28.371	28.371
**D	BUREAU OF LABOR FUNDS- LABOR PENSION FUND	34.801	34.801	34.801
**D	STICHTING DEPOSITARY APG DEVELOPED MARKETS	162.638	162.638	162.638
**D	VANTAGE TRUST III MASTER COLLECTIVE INVE	126.728	126.728	126.728
**D	SCHRODER QEP GLOBAL CORE FUND	66.785	66.785	66.785
**D	TRUST AND CUSTODY SERVICED BANK LIMITED	4.990	4.990	4.990
**D	JPMORGAN GLOBAL ALLOCATION FUND	67.749	67.749	67.749
**D	JPMORGAN INTERNAT.RESEARCH ENHANCED EQUI	298.265	298.265	298.265
**D	JPMORGAN DIVERS RETURN EU EQUIT ETF	4.436	4.436	4.436
**D	JPMORGAN GLOBAL RESEARCH ENHANCED INDEX FUND	382.056	382.056	382.056
**D	JPMORGAN DIVERSIFIED REAL RETURN FUND	7.067	7.067	7.067
**D	DUKE ENERGY RETIREMENT SAVINGS PLAN	64.504	64.504	64.504
**D	FIDELITY M AND R-ORACLE CORPORATION 401(K)	61.876	61.876	61.876
**D	JPMORGAN INSURANCE TRUST GLOBAL ALLOCATI	2.700	2.700	2.700
**D	1290 FUNDS - 1290 SMARTBETA EQUITY FUND	500	500	500
**D	CI INCOME FUND	6.700	6.700	6.700
**D	AXA INSURANCE LIMITED	105.500	105.500	105.500
**D	FTSE ALL WORLD INDEX FUND	22.692	22.692	22.692
**D	FRIENDS LIFE LIMITED	119.187	119.187	119.187
**D	REASSURE LIMITED	18.901	18.901	18.901
**D	HSBC EUROPEAN INDEX FUND	103.646	103.646	103.646
**D	FRIENDS LIFE AND PENSIONS LIMITED	8.575	8.575	8.575
**D	HSBC MSCI EUROPE UCITS ETF	10.158	10.158	10.158



LISTA ESITO DELLE VOTAZIONE  
 Oggetto: Bilancio dell'esercizio chiuso al 31 dicembre 2016

## FAVOREVOLI

Badge	Ragione Sociale	Proprio	Delega	Totale
**D	HSBC GLOBAL INVESTMENT FUNDS	2.566	2.566	2.566
**D	HSBC ETFs PLC	8.013	8.013	8.013
**D	SCOTIA GLOBAL BALANCED FUND	28.000	28.000	28.000
**D	SCOTIA GLOBAL DIVIDEND FUND	311.900	311.900	311.900
**D	AMEV SCHADE BELEGGINGEN	40.087	40.087	40.087
**D	ASR LEVENVERZEKERING DE EENDRAGT PENSIO	17.405	17.405	17.405
**D	AXENT NABESTAANZORG N.V.	28.809	28.809	28.809
**D	AMERSF ALG BELEGGINGEN INZAKE AOV	22.187	22.187	22.187
**D	ASR LEVENVERZEKERING N.V.	8.981	8.981	8.981
**D	AMEV LEVEN BELEGGINGEN	174.289	174.289	174.289
**D	EUROPEESCHE VERZEKERING MAATSCHAPPIJ NV	1.373	1.373	1.373
**D	ASR AANVULLENDE ZIETEKOSTENVERZEKERING	3.121	3.121	3.121
**D	GLOBAL INFRASTR DIV FOCUS EQUITY FUND	859.417	859.417	859.417
**D	TRUST E CUSTODY SERVICES BANK LTD	73.395	73.395	73.395
**D	LOMBARD ODIER DARIER HFM SA INSTITUTIONNEL-3D	54.085	54.085	54.085
**D	NM5-WIEQ-NVN ACCOUNT	21.981	21.981	21.981
**D	4 DIMENSIONS GLOBAL INFRASTRUCTURE FUND	2.890	2.890	2.890
**D	BBVABCO DEPOSITARIOINVEST FUNDS	359.296	359.296	359.296
**D	BBVA PENSION FUND	9.517	9.517	9.517
**D	AZL NFJ INTERNATIONAL VALUE FUND	1.830	1.830	1.830
**D	GUGGENHEIM WORLD EQUITY INCOME FD	6.000	6.000	6.000
**D	GVFT SERIES D WORLD EQUITY INC SER	9.800	9.800	9.800
**D	DEUTSCHE XTRKS MSCI ALL WORLD HDG	2.268	2.268	2.268
**D	BNYMTCL MK DIVGRFFD	990	990	990
**D	DREYFUS GLOBAL INFRASTRUCTURE FUND	30.210	30.210	30.210
**D	NM PERA KBI EAFE DEVELOPED	46.858	46.858	46.858
**D	DREYFUS STRATEGIC BETA GLOBAL EQ FD	246	246	246
**D	BOK KIC AAEQ 3	1	1	1
**D	MSAR SCHRÖDER	19.088	19.088	19.088
**D	BOK MCM DM PEQ	1	1	1
**D	SUBSIDIZED SCHOOLS P FUND NORTHERN	10.435	10.435	10.435
**D	NN PFINV NN PREMIUM DIVIDEND FUND	43.461	43.461	43.461
**D	AOHIT HAI RHUMBLINE EAFE	702	702	702
**D	HRCO RPMT HAP RHUMBLINE EAFE	530	530	530
**D	EMPLOYEES RETIREMENT TRUST OF BANK OF MONTREAL HARRIS	15.641	15.641	15.641
**D	PS FTSE LO BT EQ WT PORT	7.991	7.991	7.991
**D	KAPITALFORENINGEN EMD INVEST GLOBALE AKTIER II	5.592	5.592	5.592
**D	KAPITALFORENINGEN EMD INVEST GLOBALE AKTIER III	3.204	3.204	3.204
**D	700021 PD GLOBALE AKTIER I	211.165	211.165	211.165
**D	700241 PD STABILE AKTIER	41.794	41.794	41.794
**D	CEP DEP IP EUROPEAN EQUITY	1.276.632	1.276.632	1.276.632
**D	CEP DEP IP EUROPEAN EQTY INCOME	387.202	387.202	387.202
**D	CEP DEP IP EUROPEAN HIGH INCOME	11.014	11.014	11.014

**LISTA ESITO DELLE VOTAZIONE**  
**Oggetto: Bilancio dell'esercizio chiuso al 31 dicembre 2016**

**FAVOREVOLI**

Badge	Regione Sociale	Proprio	Delega	Totale
**D	WILM MULTI MGR FD JO HAMBRO		125.286	125.286
**D	56053 IP GLOBAL EQUITIES I		21.056	21.056
**D	TACS NONUS EQUITY CORE MKT CONTINU		7.907	7.907
**D	PS FTSE RAFI EU UCITS EFF BNYMTCIL		584	584
**D	PS FTSE RAFI DEVEL MAR EX US PORT		1.012	1.012
**D	PS FTSE RAFI DEVEL MAR EX US PORT		33.994	33.994
**D	PFI DIV REAL ASSET FUND BROOKFIELD		113.100	113.100
**D	PRU INV PRT INC PRU BALANCED FD		818	818
**D	PRU QMA WRLD FD INC PRU INT EQTY		17.877	17.877
**D	PSF CONSERVATIVE BAL PORTF QMA		757	757
**D	PSF FLEXIBLE MANAGED PORTF QMA		1.200	1.200
**D	AST BLKRRK GLBL STR INT SAE PDCC		27.217	27.217
**D	AST JPM GL THEM PORT 2 INT EME PDNB		13.835	13.835
**D	AST JENNISON GLOBAL INFRASTR PDMM		10.064	10.064
**D	PRU JEN GL INFRASTRUCTURE FUND PDLF		57.327	57.327
**D	AST FI PYRAMIS QUANT AA INT EQ PDGI		149.601	149.601
**D	AST QMA INTL CORE EQUITY PORT PDMP		25.921	25.921
**D	AST MORGAN STANLEY MULTI ASSET PDMS		1.216	1.216
**D	GREAT WEST INTERNATIONAL INDEX FUND		27.097	27.097
**D	ABERDEEN DIVERSIFIED INCOME AND GROWTH TRUSTPLC		31.341	31.341
**D	BNYMTCIL BNYM GBL EQUITY INC FUND		260.731	260.731
**D	OXFORD DIOCESAN BOARD OF FINANCE		13.500	13.500
**D	UNIVERSITY OF LONDON FREE		26.400	26.400
**D	SIR JAMES KNOTT TRUST		15.900	15.900
**D	RCM SCHOLARSHIP FUND		9.400	9.400
**D	UNI OF NOTTINGHAM END FUND		12.300	12.300
**D	SOMERVILLE COLLEGE MAIN FUND		11.100	11.100
**D	ST ANNES COLLEGE		11.200	11.200
**D	CRIPPLEGATE FOUNDATION		10.600	10.600
**D	UNIVERSITY OF STRATHCLYDE GF		3.400	3.400
**D	HUNTER ENDOWMENT		1.600	1.600
**D	DESERET MWRP ARTISAN		32.202	32.202
**D	PFI INTL EQUITY INDEX FUND		29.456	29.456
**D	CF MITON GLOBAL INFRASTRUCTURE INCOME FUND		9.400	9.400
**D	BNYMTCIL LAZARD GBL EQTY FRNCHS FND		141.677	141.677
**D	BNYMTCIL LAZARD GBL LI EQUITY FD		5.161.789	5.161.789
**D	BNYTD CF MACQUARIE GBL INFRS SRS FD		29.838	29.838
**D	PFI OVERSEAS FD PMC		23.855	23.855
**D	BNYTD CF CANLIFE GLBL INFRA FD		24.604	24.604
**D	PFI GLB DIV INC FD COLONIA FIRST ST		925.848	925.848
**D	NATWEST DEP NEWTON CONT EURO FD		1	1
**D	NATWEST DEP NEWTON GLOBAL INC FD		2.238.773	2.238.773
**D	NATWEST DEP NEWTON ML AS DIV RET FD		20.660	20.660



LISTA ESITO DELLE VOTAZIONE  
 Oggetto: Bilancio dell'esercizio chiuso al 31 dicembre 2016

## FAVOREVOLI

Badge	Ragione Sociale	Proprio	Delega	Totale
**D	IQ 50 PERCENT HEDGED FTSE INTL ETF		9.126	9.126
**D	IQ 50 PERCENT HEDGED FTSE EURO ETF		5.066	5.066
**D	DEP OF SSGA NONUS EQUITY H1		1.450	1.450
**D	DEP OF SSGA NONUS EQUITY R2		4.325	4.325
**D	DEP OF SSGA NONUS EQUITY B1		1.964	1.964
**D	DEP OF SSGA NONUS EQUITY B2		2.010	2.010
**D	GS ACTIVE BETA INTL EQUITY ETF		11.328	11.328
**D	GS ACTIVEBETA EUROPE ETF		1.318	1.318
**D	DEUTSCHE XTRK MSCI EMU HDG EQ ETF		4.458	4.458
**D	BLACKROCK GLOBAL FUNDS		1.988.584	1.988.584
**D	VOYA INTERNATIONAL INDEX PORTFOLIO		45.770	45.770
**D	ERYF ATIVO CAPITAL		1	1
**D	DAEC NQ SSGA TAX		523	523
**D	DAEC O SSGA INTL TC		600	600
**D	NEXTERA DB ARTISAN NON US		79.890	79.890
**D	PB SSGA INTL EQ TAX		2.147	2.147
**D	PS6F STATE STREET INTL EQ		19.834	19.834
**D	SR5F PARAMETRIC DELTA SHIFT		1.232	1.232
**D	SEMPRA ENERGY PENSION MASTER TRUST		14.582	14.582
**D	TEACHERS RETIREMENT SYSTEM OF LOUISIANA		140.090	140.090
**D	TEACHERS RETIREMENT SYSTEM OF LOUISIANA		4.200	4.200
**D	BLL AQUILA LIFE EUROPEAN EQUITY		1.151.674	1.151.674
**D	AST ACADEM STRAT AARJENNISON P007		262.976	262.976
**D	BLK MULTI AST INC IDX EQTY STRAT		327.368	327.368
**D	BLK MULTI ASSET INC PF EUR EQU INC		217.426	217.426
**D	BLL AQUILA LIFE OSEAS EQUITY FUND		7.621	7.621
**D	BLL AQUILA LIFE GLOBAL MINIMUM		88.540	88.540
**D	BLL ASCENT LIFEENHANCED		47.303	47.303
**D	BLL AQUILA LIFE MSCI WORLD FUND		64.765	64.765
**D	BLL AQUILA LIFE FTSE RAFI DEVELOPED		32.748	32.748
**D	APL RB EQ DEV MIRA		2.220	2.220
**D	PFI DIV REAL ASSET FUND MACQUARIE		293.293	293.293
**D	RAZF RAREINFGLOBALVALFDLP		132.200	132.200
**D	DEUTSCHE XTRKS MSCI EURO CCYHDS		114.866	114.866
**D	ARC RB EQ DEV KAITOS		1.009	1.009
**D	USMIA GLOBAL EQUITY		1.607	1.607
**D	BOA OMNIBUS PERAMETRIC		4.859	4.859
**D	SBSA GEPF BLACKROCK EQUITY		53.454	53.454
**D	DEUTSHCE XTRK SP HDG GLEB INFR		6.261	6.261
**D	ROWF GT ALPHAECTXUS		39.679	39.679
**D	KC1F COLONIAL 1ST ST GLI		124.971	124.971
**D	DEUTSCHE XTRKS MSCI EAFE CCYHDS		253.906	253.906
**D	PGTF DR NON US EQUITY GT		9.591	9.591

**LISTA ESITO DELLE VOTAZIONE**  
**Oggetto: Bilancio dell'esercizio chiuso al 31 dicembre 2016**

**FAVOREVOLI**

Badge	Ragione Sociale	Proprio	Delega	Totale
**D	ASV RB EQ DEV MENKAR	2.481	2.481	2.481
**D	ABN AMRO PF UBS RAFI 1000	27.080	27.080	27.080
**D	ABN AMRO PF UBS MINVAR	302.209	302.209	302.209
**D	ABN AMRO PF IPM RAFI 1000	25.404	25.404	25.404
**D	ABN AMRO PF BR MINVAR	311.260	311.260	311.260
**D	STICHTING PENSIOENFONDS VAN DE ABNAMRO BANK N V	77.312	77.312	77.312
**D	DBX FTSE DEV EX US COMP FACTOR	82	82	82
**D	CLSF DEUTSCHEGLOBAL INFRA	15.538	15.538	15.538
**D	SAEF SCE PANAGORA QUAL	16.200	16.200	16.200
**D	NATWEST DEP NEWTON MA INCOME FD	33.292	33.292	33.292
**D	LB CROYDON IGIM	16.661	16.661	16.661
**D	RAILWAYS PENSION TRUSTEE COMPANY LIMITED	36.729	36.729	36.729
**D	BNYMID DEP OF PG GENERATIONS FUND	9.000	9.000	9.000
**D	SPARTAN INTL INDEX	532.703	532.703	532.703
**D	BELLSOUTH CORP RFA VEGA TRUST	11.763	11.763	11.763
**D	CP2F LAZARD INFRASTRUCTURE	140.018	140.018	140.018
**D	DREYFUS GLOBAL EQUITY INCOME FUND	145.889	145.889	145.889
**D	DREYFUS INTERNATIONAL STOCK INDEX FUND	17.074	17.074	17.074
**D	FPCF SSGA MSCI WORLD EXUS	5.725	5.725	5.725
**D	FPCF WINTON GLOBAL	950	950	950
**D	FPCF SSGA EDHEC	1.766	1.766	1.766
**D	FAPF LAZARD INFRASTRUCTUR	618.480	618.480	618.480
**D	DEUTSCHE XTRK MSCI ITALY HDG ETF	3.708	3.708	3.708
**D	MNVF SSGA INTL EQUITY	2.252	2.252	2.252
**D	NHTF ARTISAN PARTNERS	69.353	69.353	69.353
**D	SHELL PENSION TRUST	21.785	21.785	21.785
**D	SHELL PENSION TRUST	12.577	12.577	12.577
**D	DEMA LTD	18.349	18.349	18.349
**D	ATANDT UNION WELFARE BENEFIT TRUST	6.043	6.043	6.043
**D	WF AND CO CASH PLN EVERGN INV 1	39.434	39.434	39.434
**D	WF MES LTD EAFE GLOBAL	16.306	16.306	16.306
**D	WF AUTO CLUB INSURANCE ASSOCIATION	29.146	29.146	29.146
**D	SLI GLOBAL ABSOLUTE RET STRATEGIES	1.071.495	1.071.495	1.071.495
**D	SLI GBL SICAV CON EU EQ IN FD	72.425	72.425	72.425
**D	ATIVO CAPITAL	9.200	9.200	9.200
**D	C9W CITW FD PARAMETRIC	849	849	849
**D	BNYMTD AMITY EUROPEAN FUND	60.000	60.000	60.000
**D	AT AND T SAVINGS GROUP INVESTMENT TRUST	21.950	21.950	21.950
**D	BLACKROCK ACWI USIMI	121.644	121.644	121.644
**D	ATIVO	8.200	8.200	8.200
**D	OSMOSIS INVESTMENT	17.448	17.448	17.448
**D	RHODE ISLAND EMPLOYEES RETIREMENT SYSTEMS POOLED TRUST	15.277	15.277	15.277
**D	UFJF MCM MSCI WORLD FD	5.007	5.007	5.007



## LISTA ESITO DELLE VOTAZIONE

Oggetto: Bilancio dell'esercizio chiuso al 31 dicembre 2016

## FAVOREVOLI

Badge	Regione Sociale	Proprio	Delega	Totale
**D	PUBLIC EMPLOYEE RETIREMENT SYSTEM OF IDAHO	20.874	20.874	20.874
**D	CESF LEIA ATTIVO IE	6.800	6.800	6.800
**D	RAYTHEON MASTER PENSION TRUST	1.351	1.351	1.351
**D	INVESCO FUNDS	1.601.413	1.601.413	1.601.413
**D	NSNF PARA EAFE MONTI	2.674	2.674	2.674
**D	NSNF PARA EAFE PI 1	4.416	4.416	4.416
**D	NSNF PARA EAFE PI 2	2.703	2.703	2.703
**D	WF XCEL ENERGY INC VEBTRE	5.761	5.761	5.761
**D	VANGUARD INTL HIGH DIV YLD INDEX FD	22.145	22.145	22.145
**D	PDBF NUVEEN	130.340	130.340	130.340
**D	PDBF FIRST STATE	222.024	222.024	222.024
**D	PGEF PG E QUALIFIED PANAGORA EAFE	11.077	11.077	11.077
**D	PGOF FIRST STATE	23.337	23.337	23.337
**D	CZ AANDELEN SSGA	4.496	4.496	4.496
**D	ACHMEA POOLS FC AWW	24.814	24.814	24.814
**D	CENTRAL STATES SOUTHEAST AND SOUTHWEST AREAS PENSION FUND	298.031	298.031	298.031
**D	FSEAF F208	94.617	94.617	94.617
**D	COLUMBIA SUSTAINABLE INTL EQ ETF	3.256	3.256	3.256
**D	COLUMBIA SUSTAINABLE GLOBAL EQ ETF	1.387	1.387	1.387
**D	NBK SSGA EQ 2	15.089	15.089	15.089
**D	NBK OBS EQ	6.177	6.177	6.177
**D	NON US EQ MGR PT 4 OFFSR MT ARTISAN	63.767	63.767	63.767
**D	AZL INTERNATIONAL INDEX FUND	58.360	58.360	58.360
**D	BGF FLEX MULTI ASSET GBL EQ PF	6.252	6.252	6.252
**D	TD WATERHOUSE CANADA INC	144.000	144.000	144.000
**D	LRPF KLEINWORT BENSON	32.406	32.406	32.406
**D	DEUTSCHE XTRK MSCI EAFE HDY HDG ETF	1.108	1.108	1.108
**D	DEUTSCHE XTRK MSCI EMU HDY HDG ETF	4.472	4.472	4.472
**D	DEUTSCHE XTRK MSCI STH EUR HDG ETF	1.285	1.285	1.285
**D	BNYMTCIL FT GBL ALPHADEX UCITS ETF	80	80	80
**D	QSBF ARTISAN INTL GROWTH	15.033	15.033	15.033
**D	UNITED CHURCH FUNDS QMA BEF	655	655	655
**D	COUNTY EMPLOYEES ANNUITY AND BENEFIT FUND OF COOK COUNTY	16.964	16.964	16.964
**D	COUNTY EMPLOYEES ANNUITY AND BENEFIT FUND OF COOK COUNTY	17.500	17.500	17.500
**D	MSV LIFE P L C	49.931	49.931	49.931
**D	US BK AK STEEL CORP MSTR PEN TR AT	40.946	40.946	40.946
**D	US BK BROOKFIELD GLB LST INF IN FD	222.800	222.800	222.800
**D	USBK BROOKFIELD GBL LIS INFRAS FD	177.000	177.000	177.000
**D	US BANKAK STEEL MASTER PENS TRR	14.100	14.100	14.100
**D	US BANK TAX EXEMPT OMNI REP NONRECC	777	777	777
**D	USBK FRONTEGRA MFG CORE INFRASTR FD	190.719	190.719	190.719
**D	USBK BROOKFIELD REAL ASSETS SEC FD	19.400	19.400	19.400
**D	USBK REGIONAL TRANSPORTATION DSPP	738	738	738

**LISTA ESITO DELLE VOTAZIONE**  
**Oggetto: Bilancio dell'esercizio chiuso al 31 dicembre 2016**

**FAVOREVOLI**

Badge	Regione Sociale	Proprio	Delega	Totale
**D	USBK AHAI RHUMBLINE ADVISERS		757	757
**D	B4305 FRB S LUND RES TR FBO B LUND		420	420
**D	B4306 FRB M LUND REV TR		328	328
**D	USBK AMERICAN HEART ASSOCIATION INC		905	905
**D	LAWRENCE LIVERMORE NATIONAL SECURITY LLC AND LOS ALAMOS NATIONAL SECURITY LLC DEFINED BENEFIT PLANGROUP TRUST	5.739		
	5.739			
**D	ATFF ARTISAN PARTNERS		41.910	41.910
**D	CYBF ATTIVO CAPITAL MGMT.		1	1
**D	MSV JP MORGAN		38.544	38.544
**D	AP7 EQUITY FUND		376.898	376.898
**D	ALASKA PERMANENT FUND CORPORATION		290.020	290.020
**D	ALASKA PERMANENT FUND CORPORATION		364	364
**D	BPS LEGAL AND GENERAL EUR BPSIGEUR		61.029	61.029
**D	ALASKA PERMANENT FUND CORPORATION		16.287	16.287
**D	1217 APG DME INDUSTR		177.486	177.486
**D	1253 APG DME CORE EU		333.075	333.075
**D	2054 APG DME BLACKR		308.152	308.152
**D	CBRE CLARION GLOBAL INFRASTRUCTURE VALUE FUND		43.135	43.135
**D	SSGA GLOBAL TEMC STRAT POOL		7.753	7.753
**D	VIRGINIA RETIREMENT SYSTEM		265.733	265.733
**D	INVESCO PERPETUAL GLOBAL TARGETED INCOME FUND		3.372	3.372
**D	PANAGORA RISK PARITY MULTI ASSET MASTER FUND LTD		5.729	5.729
**D	MIDDLETOWN WORKS HOURLY AND SALARIED UNION RETIREES HEALTH CARE FUND		1.859	1.859
**D	CPA COP SERS PSERS ACWI X US INDEX		61.860	61.860
**D	CPZ COP SERS ARTISAN PARTNERS LP		149.460	149.460
**D	CPZ COP SERS MCM MSCI WORLD X US		82.836	82.836
**D	ENSGN PEAK ARTISAN INTL LCG		88.722	88.722
**D	LOUISIANA STATE ERS MSCI EXUS INDEX		1	1
**D	NV PERS MELLON CAPITAL INDEX		142.442	142.442
**D	NV PERS SSGA EAFE INDEX		78.841	78.841
**D	TEA BLACKROCK INC INTL		2.440	2.440
**D	UTC EDHEC BLACKROCK UNITED TECHNOLOGIES CORPORATION MASTER RETIREMENT		77.590	77.590
**D	UPMC BMO PENSION		2.707	2.707
**D	UPMC BMO FCP		2.580	2.580
**D	UPMC BMO		2.433	2.433
**D	AST GS MULTI ASSET PORT LIQ PDHB		2.255	2.255
**D	POOL RE JPM REI EQUITY		5.909	5.909
**D	SP VAN DE NEDERLANDSCHE BANK		10.792	10.792
**D	POOL RE L AND G MSCI EQ		5.182	5.182
**D	BLL AQUIL LIFGLO3000 FMEN WHT INDED		3.160	3.160
**D	PENN SERIES DEV INTL INDEX FUND		27.743	27.743
**D	LEGG MASON GLOBAL FUNDS PLCLEGG MASON RARE INFRASTRUCTURE VALUE FUND		3.039	3.039
**D			379.887	379.887





## LISTA ESITO DELLE VOTAZIONE

Oggetto: Bilancio dell'esercizio chiuso al 31 dicembre 2016

## FAVOREVOLI

Badge	Ragione Sociale	Proprio	Delega	Totale
**D	PHC SSGA EQ	40.042	40.042	40.042
**D	BNYMTD BLK CONTINENTAL EURO INC	2.098.220	2.098.220	2.098.220
**D	BNYMTD BLK CONT EUR EQ TRCK FD INV	388.299	388.299	388.299
**D	BNYMTD BLK DYN DVSD GR PFFD ASSTALL	8.835	8.835	8.835
**D	FLORIDA RETIREMENT SYSTEM	28.387	28.387	28.387
**D	BLACKROCK WORLD EX FLORIDA RET SYS	167.556	167.556	167.556
**D	ARTISAN PARTNERSAN FLORIDA RET SYS FLORIDA RETIREMENT SYSTEM	575.897	575.897	575.897
**D	BROOKFIELD REAL ASSETS INCOME FUND INC	81.900	81.900	81.900
**D	PENSION RESERVES INVESTMENT TRUST FUND	142.064	142.064	142.064
**D	EMPLOYEES RETIREMENT SYSTEM OF THE STATE OF HAWAII	42.265	42.265	42.265
**D	BELL ATLANTIC MASTER TRUST	26.255	26.255	26.255
**D	VEBA PARTNERSHIP N L P	12.511	12.511	12.511
**D	VERIZON MASTER SAVINGS TRUST	72.072	72.072	72.072
**D	VOYA INTERNATIONAL CORE FUND	2.488	2.488	2.488
**D	DUKE ENERGY QUALIFIED NUCLEAR DECOMMISSIONING	3.463	3.463	3.463
**D	BRIDGE BUILDER INTERNATIONAL EQUITY FUND	6.904	6.904	6.904
**D	GENERAL MILLS INVESTMENT TRUST	58.660	58.660	58.660
**D	VEBA TRUST FOR THE GENERAL MILLS AND BAKERY CONFECTIONERY TOBACCO AND GRAIN MILLERS HEALTH AND WELFARE PLAN	11.562	11.562	11.562
**D	INDIANA PUBLIC RETIREMENT SYSTEM	33.684	33.684	33.684
**D	LINCOLN VARIABLE INSURANCE PRODUCTS TRUST LVIP SSGA DEVELOPED INTERNATIONAL 150 FUND	238.096	238.096	238.096
**D	LINCOLN VARIABLE INSURANCE PRODUCTS TRUST LVIP SSGA INTERNATIONAL INDEX FUND	80.622	80.622	80.622
**D	MERCY INVESTMENT SERVICES INC	6.746	6.746	6.746
**D	PUBLIC EMPLOYEES RETIREMENT SYSTEM OF MISSISSIPPI	67.142	67.142	67.142
**D	AGI PPI NR 30 HEL 1482 03 5601 SPK	10	10	10
**D	AGI VGI 1 DIV QUA 8477 25 6338 SPK	1.850	1.850	1.850
**D	AGI VGL RCM S VAL 8478 10 6359 SPK	320	320	320
**D	AGI PV WS RCM VAL 8490 06 5209 SPK	980	980	980
**D	AGI VKA RCM S VAL 8502 10 6376 SPK	26.693	26.693	26.693
**D	PUBLIC EMPLOYEES RETIREMENT ASSOCIATION OF NEW MEXICO	12.531	12.531	12.531
**D	BOARD OF PENSIONS OF THE EVANGELICAL LUTHERAN CHURCH IN AMERICA	68.494	68.494	68.494
**D	THE STATE OF CONNECTICUT ACTING THROUGH ITS TREASURER	12.800	12.800	12.800
**D	THE STATE OF CONNECTICUT ACTING THROUGH ITS TREASURER	109.101	109.101	109.101
**D	SOUTH CAROLINA RETIREMENT SYSTEMS GROUP TRUST	29.416	29.416	29.416
**D	TENNESSEE VALLEY AUTHORITY RETIREMENT SYSTEM	18.742	18.742	18.742
**D	UMC BENEFIT BOARD INC	47.606	47.606	47.606
**D	UPS GROUP TRUST	26.833	26.833	26.833
**D	INTERNATIONAL BANK FOR RECONSTRUCTION AND DEVELOPMENT	2.945	2.945	2.945
**D	INTERNATIONAL BANK FOR RECONSTRUCTION AND DEVELOPMENT	16.814	16.814	16.814
**D	ADVANCED SERIES TRUST AST ACADEMIC STRATEGIES ASSET ALLOCATION PORTFOLIO	580	580	580
**D	PRUDENTIAL INVESTMENT PORTFOLIO 2 PRUDENTIAL QMA INTL DEVELOPED MRKTS INDEX FUND	343.688	343.688	343.688
**D	MACQUARIE GLOBAL INFRASTRUCTURE TOTAL RETURN FUND INC	3.239	3.239	3.239
**D	ENERGY INSURANCE MUTUAL LIMITED			

Azionisti:  
Azionisti in proprio:1570 Teste:  
19 Azionisti in delega:27  
1551

Pagina 20

**LISTA ESITO DELLE VOTAZIONE**  
**Oggetto: Bilancio dell'esercizio chiuso al 31 dicembre 2016**

**FAVOREVOLI**

Badge	Ragione Sociale	Proprio	Delega	Totale
**D	FRK MUT EURO FD	44.246	44.246	44.246
**D	FRANKLIN MUTUAL EUROPEAN FUND	5.095	5.095	5.095
**D	FGT FRK GLOBAL LSTD INFRASTRUCT FD	54.605	54.605	54.605
**D	PIONEER INVESTMENT MANAGEMENT SGREA / AZIONARIO CRESCITA	314.991	314.991	314.991
**D	ELEVA UCITS FUND-ELEVA ABSOLUT	1.341.900	1.341.900	1.341.900
**D	ELEVA UCITS FUND-ELEVA ABSOLUT	34.200	34.200	34.200
**D	TRUST AND CUSTODY SERVICES B.	5.200	5.200	5.200
**D	TRUST AND CUSTODY SERVICES B.	5.037	5.037	5.037
**D	KOKUSAI EQUITY INDEX FUND	9.377	9.377	9.377
**D	CONSULTING GROUP CAPITAL MARK.	164.920	164.920	164.920
**D	CNS GLOBAL LIST INFRASTRUCTUR.	161.537	161.537	161.537
**D	TRUST + CUSTODY SERVICES BANK,	43.237	43.237	43.237
**D	TRUST AND CUSTODY SERVICES BAN	2.833	2.833	2.833
**D	THE GREEN TREE FUND OF THE AME	47.729	47.729	47.729
**D	NUVEEN GLOBAL INVESTORS FUND P	70.898	70.898	70.898
**D	ARRCO LONG TERME B	33.862	33.862	33.862
**D	ARRCO LONG TERME E	362.400	362.400	362.400
**D	METROPOLE GESTION	27.939	27.939	27.939
**D	IXIS FLAMME	2.565	2.565	2.565
**D	SG ACTIONS EUROPE MULTIGESTION	14.006	14.006	14.006
**D	ETOILE INDUSTRIE EUROPE	38.565	38.565	38.565
**D	OFI MARKET NEUTRAL EQUITY	879	879	879
**D	SG ACTIONS EUROPE	2.698	2.698	2.698
**D	SG ACTIONS EUROPE LARGE CAP	52	52	52
**D	ETOILE ACTIONS RENDEMENT	23.578	23.578	23.578
**D	INVESCO ASSET MANAGEMENT LIMIT	14.332	14.332	14.332
**D	OFI AM	319.200	319.200	319.200
**D	MAAF ASSURANCES SA	7.020	7.020	7.020
**D	PROTEC BTP	20.000	20.000	20.000
**D	LA BANQUE POSTALE ASSET MANAGE	88.679	88.679	88.679
**D	PIONEER FUNDS - ITALIAN EQUITY	797.124	797.124	797.124
**D	PIONEER FUNDS-GLOBAL EQ.TARG.I	2.100.341	2.100.341	2.100.341
**D	PIONEER ASSET MANAGEMENT S.A	81.350	81.350	81.350
**D	PIONEER STRUCT.SOL.F.P.CED 09	7.300	7.300	7.300
**D	PSF-DIV TARGET INC 112021	35.190	35.190	35.190
**D	PIONEER STRUCT.SOL.F.PR.CED 03	57.090	57.090	57.090
**D	PIONEER STRUCT.SOL.F.PR.CED 11	32.840	32.840	32.840
**D	PIONEER STRUC.SOL.F.PROG.CED02	37.760	37.760	37.760
**D	PIONEER STRUCT.S.F.PR.C 032021	38.780	38.780	38.780
**D	PIONEER STR.SOL.F.PROG.CED 05	28.200	28.200	28.200
**D	PIONEER STR.S.F.PROG.CED 06 PIM	14.800	14.800	14.800
**D	PIONEER ST.S.F.PROG.CED 08 PIM	23.130	23.130	23.130
**D	PSSF PROGE CEDOLA 09 2021 PIM	7.700	7.700	7.700
**D	PIONEER S.F-DIVERSIFIED TARG.I			



## LISTA ESITO DELLE VOTAZIONE

Oggetto: Bilancio dell'esercizio chiuso al 31 dicembre 2016

## FAVOREVOLI

Badge	Ragione Sociale	Proprio	Delega	Totale
**D	PSSF PROGETTO CED 11 2021 PIM	19.600	19.600	39.200
**D	PSSF PROGETTO CED 12 2021 PIM	15.720	15.720	31.440
**D	PSSF PROGETTO CED 02 2022 PIM	33.550	33.550	67.100
**D	PROXY TEAM PARAMETRIC PORTFOLIO ASSOCIATES	2.979	2.979	5.958
**D	AEGON CUSTODY B.V	88.279	88.279	176.558
**D	AHL DIRECTIONAL EQUITIES MASTER LIMITED	33.437	33.437	66.874
**D	AHL EVOLUTION LTD SHARMAINE BERKELEY ARGONAUT LTD	774.259	774.259	1.548.518
**D	AHL GENESIS LIMITED	13.230	13.230	26.460
**D	AVIVA INVESTORS INTERNATIONAL INDEX TRACKING FUND	14.066	14.066	28.132
**D	BERESFORD FUND PLC	92.562	92.562	185.124
**D	CBOSC ATF CW BK GRP SUP WGS08	8.520	8.520	17.040
**D	CBOSC-CBGS-WGSS07	3.264	3.264	6.528
**D	CBRE CLARION REAL ASSET LONG/SHORT FUND LP C/O THE CORPORATION TRUST	10.421	10.421	20.842
**D	CFSEL - COLONIAL FIRST STATE GLOBAL ASSET MANAGEMENT MULTI SECTOR TRUST 1	75	75	150
**D	CFSEL RE COLONIAL FIRST STATE INVESTMENT FUND 10	3.513	3.513	7.026
**D	CITIBANK INTERNATIONAL PLC AS TRUSTEE CITIBANK INT.PLC	2.633.281	2.633.281	5.266.562
**D	COLONIAL FIRST STATE INVESTMENTS LIMITED.	37.723	37.723	75.446
**D	COLONIAL FIRST STATE INVESTMENTS LIMITED.	865.276	865.276	1.730.552
**D	COMMONWEALTH GLOBAL INFRASTRUCTURE SECURITIES FUND 1	580.889	580.889	1.161.778
**D	FIDANTE PARTNERS LIMITED	261.960	261.960	523.920
**D	GMO COMPLETION FUND MASTER PORTFOLIO A SERIES OF GMO OFFSHORE MASTER PORTFOLIO V LTD	3.876	3.876	7.752
**D	GOVERNMENT OF SINGAPORE	974.913	974.913	1.949.826
**D	IRISH LIFE ASSURANCE.	245.457	245.457	490.914
**D	IRISH LIFE ASSURANCE PLC	86.236	86.236	172.472
**D	JANUS CAPITAL FUNDS PLC.	8.666	8.666	17.332
**D	JOHN HANCOCK FUNDS II GLOBAL ABSOLUTE RETURN STRATEGIES FUND	490.536	490.536	981.072
**D	JOHN HANCOCK FUNDS II INTERNATIONAL STRATEGIC EQUITY ALLOCATION FUND	38.532	38.532	77.064
**D	JOHN HANCOCK VARIABLE INSURANCE TRUST INTERNATIONAL EQUITY INDEX TRUST	9.814	9.814	19.628
**D	LEGAL AND GENERAL	92.721	92.721	185.442
**D	LEGAL AND GENERAL ASSURANCE PENSIONS MANAGEMENT LIMITED	6.210.524	6.210.524	12.421.048
**D	LEGAL AND GENERAL ASSURANCE SOCIETY LIMITED	4.575	4.575	9.150
**D	LEGAL AND GENERAL COLLECTIVE INVESTMENT TRUST.	151.864	151.864	303.728
**D	MACQUARIE INVESTMENT MANAGEMENT LIMITED	287.824	287.824	575.648
**D	MACQUARIE MULTI FACTOR FUND	4.858	4.858	9.716
**D	MONEY AUTHORITY OF SINGAPORE	277.507	277.507	555.014
**D	NATIONAL COUNCIL FOR SOCIAL SECURITY FUND,	24.227	24.227	48.454
**D	NATIONAL COUNCIL FOR SOCIAL SECURITY FUND.	38.736	38.736	77.472
**D	NATIONAL COUNCIL FOR SOCIAL SECURITY FUND,	2.510	2.510	5.020
**D	NUMERIC MULTI STRATEGY MARKET NEUTRAL LEVERED OFFSHORE FUND LIMITED	460	460	920
**D	NUMERIC SOCIALLY AWARE MULTI STRATEGY FUND LTD	5.780	5.780	11.560
**D	PINEBRIDGE FUND SERIES PINEBRIDGE EUROPE EQUITY FUND	68.649	68.649	137.298
**D	SDA INTL EQUITY INDEX FD-WORLD	10.783	10.783	21.566
**D	SLIC - EUROPEAN EQUITY INCOME FUND1	756.305	756.305	1.512.610

## LISTA ESITO DELLE VOTAZIONE

Oggetto: Bilancio dell'esercizio chiuso al 31 dicembre 2016

## FAVOREVOLI

Badge	Ragione Sociale	Proprio	Delega	Totale
**D	SSBL OBO AB ARYA PARTNERS (MASTER) FUND - ARKBMS	117.500	117.500	117.500
**D	STANDARD LIFE ASSURANCE LIMITED	487.387	487.387	487.387
**D	STICHTING CUSTODY ROBECO INSTITUTIONAL	4.144	4.144	4.144
**D	STICHTING MN SERVICES RAANDELFONDS EUROPA.	10.924	10.924	10.924
**D	STICHTING PENSIOENFONDS METAAL	61.128	61.128	61.128
**D	STICHTING PENSIOENFONDS METAAL EN T MN SERVICES	62.803	62.803	62.803
**D	STICHTING PEGM DEPOSITARY	674.493	674.493	674.493
**D	THE NOMURA TRUST AND BANKING CO. LTD	9.852	9.852	9.852
**D	VICTORY CEMP INTERNATIONAL HIGH DIV VOLATILITY WTD INDEX ETF	11.506	11.506	11.506
**D	VICTORY CEMP MARKET NEUTRAL INCOME FUND	4.495	4.495	4.495
**D	VISION POOLED SUPERANNUATION TRUST	1.021	1.021	1.021
**D	RETURN TO WORK CORPORATION OF SOUTH AUSTRALIA	132.473	132.473	132.473
**D	VICTORIAN SUPERANNUATION FUND	11.631	11.631	11.631
**D	VICTORIAN SUPERANNUATION FUND	507.991	507.991	507.991
**D	UBS ASSET MANAGEMENT (AUSTRALIA) LTD	12.267	12.267	12.267
**D	MLC INVESTMENTS, MLC LIMITED	12.111	12.111	12.111
**D	MLC INVESTMENTS, MLC LIMITED	22.346	22.346	22.346
**D	OLD NORTH STATE HEDGED EQUITY MEN LLC	16.716	16.716	16.716
**D	UBS FUND MANAGEMENT (SWITZERLAND) AG.	186.337	186.337	186.337
**D	UBS (LUX) STRATEGY XTRA SICAV	1.311	1.311	1.311
**D	UBS FUND MANAGEMENT (LUXEMBOURG) SA	905	905	905
**D	UBS GLOBAL SOLUTIONS - GLOBAL EQUITIES EUR	8.028	8.028	8.028
**D	MILFORD GLOBAL FUND	85.000	85.000	85.000
**D	ENERGY SUPER	113.648	113.648	113.648
**D	NORGES BANK	236.319	236.319	236.319
**D	AQR ORACLE FUND LP	319	319	319
**D	NUMERIC ABS RETURN FD LP	7.750	7.750	7.750
**D	AQR CHURCHILL MASTER ACCOUNT LP	4.769	4.769	4.769
**D	NUMERIC MULTI STRATEGY MARKET NEUTRAL LEVERED OFFSHORE FUND LTD	15.930	15.930	15.930
**D	UBSGlobal HIGH CONVICTION	7.943	7.943	7.943
**D	GOVERNMENT OF NORWAY	8.177.153	8.177.153	8.177.153
**D	NOVARTIS CORPORATION PENSION MASTER TRUST	8.564	8.564	8.564
**D	LEGG MASON DEVELOPED EX-US DIVERSIFIED CORE ETF	419	419	419
**D	LEGG MASON GLOBAL INFRASTRUCTURE ETF	3.273	3.273	3.273
**D	STATE FARM VARIABLE PRODUCT TRUST, INTERNATIONAL EQ INDEX F	9.223	9.223	9.223
**D	TEACHERS' RETIREMENT SYSTEM OF THE STATE OF ILLINOIS	17.059	17.059	17.059
**D	BEAUMONT HEALTH MASTER RETIREMENT TRUST	4.310	4.310	4.310
**D	WILLIAM BEAUMONT HOSPITAL	3.835	3.835	3.835
**D	HIRTLE CALLAGHAN TRUST INTERNATIONAL EQUITY PORTFOLIO	57.510	57.510	57.510
**D	KAISER PERMANENTE GROUP TRUST	416.367	416.367	416.367
**D	KAISER PERMANENTE GROUP TRUST	694.271	694.271	694.271
**D	HC CAPITAL TRUST- THE INSTITUTIONAL INTERNATIONAL EQUITY PTF	66.892	66.892	66.892
**D	ARKWRIGHT, LLC	5.464	5.464	5.464



Azionisti:  
Azionisti in proprio: 1570  
Azionisti in delega: 19

Teste:  
27  
1551

## LISTA ESITO DELLE VOTAZIONE

Oggetto: Bilancio dell'esercizio chiuso al 31 dicembre 2016

## FAVOREVOLI

Badge	Ragione Sociale	Proprio	Delega	Totale
**D	SYLVAN PARTNERS, LLC		429	429
**D	KAISER FOUNDATION HOSPITALS		411.583	411.583
**D	KAISER FOUNDATION HEALTH PLAN INC		64.244	64.244
**D	FIDELITY RUTLAND SQUARE TRUST II: STRATEGIC ADVISERS INT II F		75.320	75.320
**D	FIDELITY RUTLAND SQUARE TR II: STRAT ADV INT MULTI-MANAGER F		1.821	1.821
**D	LAUDUS INTERNATIONAL MARKETMASTERS FUND		1.647	1.647
**D	SCHWAB INTERNATIONAL EQUITY ETF		294.920	294.920
**D	SCHWAB FUNDAMENTAL INTERNATIONAL LARGE COMPANY ETF		52.940	52.940
**D	JOHN HANCOCK VAR INS TRUST STRATEGIC EQUITY ALLOCATION TRUST		112.443	112.443
**D	JOHN HANCOCK FUNDS II STRATEGIC EQUITY ALLOCATION FUND		70.197	70.197
**D	BMO DISCIPLINED INTERNATIONAL EQUITY FUND		5.821	5.821
**D	LAZARD GLOBAL LISTED INFRASTRUCTURE PORTFOLIO		12.758.572	12.758.572
**D	LAZARD REAL ASSETS AND PRICING OPPORTUNITIES PORTFOLIO		4.594	4.594
**D	INTERNATIONAL EXPATRIATE BENEFIT MASTER TRUST		2.104	2.104
**D	COHEN + STEERS INFRASTRUCTURE FUND, INC.		2.477.633	2.477.633
**D	COHEN & STEERS, INC		2.233	2.233
**D	GOLDMAN SACHS TRST II-GOLDMAN SACHS MULTI-MNGR GLOBAL EQT FUND		1.035	1.035
**D	GOLDMAN SACHS TRUST II-GOLDMAN SACHS M-M REAL ASSETS STRAT FD		17.595	17.595
**D	GOLDMAN SACHS TRUST- GOLDMAN SACHS GLOBAL MANAGED BETA FUND		580	580
**D	GOLDMAN SACHS TRUST - GOLDMAN SACHS GLOBAL INFRASTRUCTURE FUND		3.754	3.754
**D	INTERNATIONAL MONETARY FUND		8.659	8.659
**D	INTERNATIONAL MONETARY FUND		8.812	8.812
**D	ALLIANCEBERNSTEIN GLOBAL RISK ALLOCATION FUND INC		667	667
**D	THE ALLIANCEBERNSTEIN POOLING PTF - ALLIANCEB VOL MNGM PTF		3.955	3.955
**D	ALLIANCEBERNST VAR PROD SER F INC.ALLIANCEB DYN ASSET ALL PTF		176	176
**D	ALLIANZ GLOBAL INVESTORS GMBH FOR DBI-FONDS ANDUS		49.700	49.700
**D	JOHN HANCOCK LIFE AND HEALTH INSURANCE COMPANY		19.762	19.762
**D	RUSSELL TRUST CO COMMINGLED EMPLOYEE BENEFIT FUNDS TRUST		698.377	698.377
**D	METROPOLITAN LIFE INSURANCE COMPANY		16.709	16.709
**D	THE MASTER TRUST BK OF JP LTD: HITACHI FOREIGN EQ INDEX MF		8.442	8.442
**D	GMAM INVESTMENT FUNDS TRUST		59.406	59.406
**D	GMAM GROUP PENSION TRUST II		13.741	13.741
**D	IBM RETIREMENT PLAN		2.891	2.891
**D	PAX ELLEVATE GLOBAL WOMEN'S INDEX FUND		2.893	2.893
**D	THORNBURG INVESTMENT INCOME BUILDER FUND		19.236.102	19.236.102
**D	AMERICAN BUREAU OF SHIPPING		945	945
**D	ARTISAN INTERNATIONAL FUND		5.145.035	5.145.035
**D	STRATEGIC ACTIVE TRADING FUNDS PLC		11.226	11.226
**D	JP TR SERV BK LTD ATF MATB MSCI KOKUSAI INDEX MOTHER F		9.083	9.083
**D	THE MASTER TR BK OF JAPAN LTD ATF MORGAN STANLEY GL INFR MTH F		2.961	2.961
**D	AXA IM SMART MATCHING SOLUTIONS PUBLIC LIMITED COMPANY		7.500	7.500
**D	ALPS INTERNATIONAL SECTOR DIVIDEND DOGS ETF		170.744	170.744
**D	ALPINE GLOBAL INFRASTRUCTURE FUND		131.000	131.000

LISTA ESITO DELLE VOTAZIONE  
 Oggetto: Bilancio dell'esercizio chiuso al 31 dicembre 2016

FAVOREVOLI

Badge	Ragione Sociale	Proprio	Delega	Totale
**D	THE MASTER TR BK OF JP LTD AIF INVESCO DEV COUNT EQ INDEX M F	43	43	43
**D	AQR INTERNATIONAL EQUITY EDGE FUND, L.P.	51	51	51
**D	CARPENTERS RETIREMENT PLAN OF WESTERN WASHINGTON	32.598	32.598	32.598
**D	AXA INVESTMENT MANAGERS DEUTSCHLAND GMBH FOR AXA EUROPA	1.800	1.800	1.800
**D	AXA ROSENBERG EQUITY ALPHA TRUST	85.900	85.900	85.900
**D	STATE OF ALASKA RETIREMENT AND BENEFITS PLANS	67.100	67.100	67.100
**D	STATE OF ALASKA RETIREMENT AND BENEFITS PLANS	413.595	413.595	413.595
**D	UNITED TECHNOLOGIES CORPORATION EMPLOYEE SAVINGS PLAN	27.320	27.320	27.320
**D	THE WALT DISNEY COMPANY RETIREMENT PLAN MASTER TRUST	5.432	5.432	5.432
**D	BROOKFIELD REAL ASSETS HYBRID MASTER FUND L.P	15.200	15.200	15.200
**D	TIAA-CREF FUNDS - ENHANCED INTERNATIONAL EQUITY INDEX FUND	139.895	139.895	139.895
**D	MET INVESTOR SERIES TRUST-ALLIANCE GLOBAL DYNAMIC ALL FYF	42.088	42.088	42.088
**D	MET INVESTOR SERIES TRUST- SCHROEDERS GLOBAL MULTI-ASSET PTF	13.367	13.367	13.367
**D	UAW RETIREE MEDICAL BENEFITS TRUST	227.844	227.844	227.844
**D	CENTRAL PROVIDENT FUND BOARD	4.816	4.816	4.816
**D	DESJARDINS GLOBAL INFRASTRUCTURE FUND	257.832	257.832	257.832
**D	DESJARDINS GLOBAL BALANCED STRATEGIC INCOME FUND	8.493	8.493	8.493
**D	CALVERT VP EAFE INTERNATIONAL INDEX PORTFOLIO	4.209	4.209	4.209
**D	CALVERT RESP INX SRS, INC.-CLVET DVD MKRKS EX-U.S. RSP INX FD	1.470	1.470	1.470
**D	CAISSE DE DEPOT ET PLACEMENT DU QUEBEC	826.511	826.511	826.511
**D	THE REGENTS OF THE UNIVERSITY OF CALIFORNIA	111.595	111.595	111.595
**D	VALIC COMPANY I - GLOBAL SOCIAL AWARENESS FUND	7.576	7.576	7.576
**D	FIDELITY SELECT GLOBAL EQUITY INSTITUTIONAL TRUST	28.092	28.092	28.092
**D	FIDELITY SELECT INTERNATIONAL EQUITY INSTITUTIONAL TRUST	82.076	82.076	82.076
**D	FIDELITY GLOBAL EQUITY INVESTMENT TRUST	4.119	4.119	4.119
**D	FIDELITY INTERNATIONAL EQUITY INVESTMENT TRUST	76.282	76.282	76.282
**D	FIDELITY EUROPE EQUITY DIVIDEND FUND	6.780	6.780	6.780
**D	SAN JOSE FEDERATED RETIREE HEALTH CARE TRUST FUND	4.987	4.987	4.987
**D	PARAMETRIC INTERNATIONAL EQUITY FUND	11.722	11.722	11.722
**D	FDP GLOBAL DIVIDEND EQUITY PRIVATE PORTFOLIO	21.704	21.704	21.704
**D	TAX - MANAGED INTERNATIONAL EQUITY PORTFOLIO	3.094	3.094	3.094
**D	BENEFIT TRUST COMPANY	14.800	14.800	14.800
**D	THE GENERAL MOTORS CANADA HOURLY PLAN TRUST	13.396	13.396	13.396
**D	THE GENERAL MOTORS CANADA SALARIED PLAN TRUST	2.384	2.384	2.384
**D	RUSSELL INVESTMENT COMPANY RUSSELL TAX-MANAGED INTL EQ FUND	13.311	13.311	13.311
**D	RUSSELL INVESTMENT COMPANY RUSSELL GLOBAL INFRASTRUCTURE FUND	1.600.114	1.600.114	1.600.114
**D	RUSSELL INVESTMENT COMPANY RUSSELL MULTI-STRATEGY INCOME FUND	46.293	46.293	46.293
**D	RUSSELL INVESTMENT COMPANY SELECT INTERNATIONAL EQUITY FUND	24.793	24.793	24.793
**D	LAND BK OF TW IN ITS CAP AS MSTR CUS OF FR TEM SIN M-A INC B F	6.993	6.993	6.993
**D	DYNAMIC GLOBAL INFRASTRUCTURE FUND	935.600	935.600	935.600
**D	DYNAMIC ALTERNATIVE YIELD FUND	1.195.000	1.195.000	1.195.000
**D	DYNAMIC GLOBAL EQUITY INCOME FUND	78.546	78.546	78.546
**D	DYNAMIC GLOBAL STRATEGIC YIELD FUND	17.615	17.615	17.615



Azionisti: 1570  
 Azionisti in proprio: 19

Teste: 27  
 Azionisti in delega: 1551

## LISTA ESITO DELLE VOTAZIONE

Oggetto: Bilancio dell'esercizio chiuso al 31 dicembre 2016

## FAVOREVOLI


Badge	Ragione Sociale	Proprio	Delega	Totale
**D	ROCHE U.S. RETIREMENT PLANS MASTER TRUST		222.688	222.688
**D	RUSSELL INVESTMENT COMPANY MULTI-ASSET GROWTH STRATEGY FUND		34.621	34.621
**D	BROOKFIELD GLOBAL REAL ASSET FUND		3.700	3.700
**D	TRANSAMERICA JPMORGAN TACTICAL ALLOCATION VP		10.448	10.448
**D	LAZARD GLOBAL INFRASTRUCTURE FUND		745.661	745.661
**D	TRANSAMERICA AB DYNAMIC ALLOCATION VP		2.254	2.254
**D	TANGERINE DIVIDEND PORTFOLIO		1.394	1.394
**D	TANGERINE BALANCED INCOME PORTFOLIO		829	829
**D	TANGERINE BALANCED PORTFOLIO		5.242	5.242
**D	TANGERINE BALANCED PORTFOLIO		4.518	4.518
**D	TANGERINE BALANCED GROWTH PORTFOLIO		4.000	4.000
**D	TANGERINE EQUITY GROWTH PORTFOLIO		8.677	8.677
**D	STATE FARM MUTUAL FUND TRUST, INTERNATIONAL INDEX FUND		1.599.684	1.599.684
**D	LAZARD GLOBAL LISTED INFRASTRUCTURE (CANADA) FUND		9.482	9.482
**D	MM SELECT EQUITY ASSET FUND		8.617	8.617
**D	MM MSCI EAFE INTERNATIONAL INDEX FUND		51.950	51.950
**D	SPDR S+P GLOBAL DIVIDEND ETF		30	30
**D	INTECH GLOBAL ALL COUNTRY ENHANCED INDEX FUND LLC		6.844	6.844
**D	SEASONS SERIES TRUST INTERNATIONAL EQUITY PORTFOLIO		5.623	5.623
**D	SUNAMERICA SERIES TRUST - SA SCHRÖDERS VCP GLO ALLOC PORTFOLIO		7.342	7.342
**D	SUNAMERICA SERIES TRUST - SA INTERNATIONAL INDEX PORTFOLIO		363.530	363.530
**D	OPENWORLD PUBLIC LIMITED COMPANY		21.329	21.329
**D	STATE STREET GLOBAL EQUITY EX-US INDEX PORTFOLIO		71.762	71.762
**D	STATE STREET INTERNATIONAL DEVELOPED EQUITY INDEX PORTFOLIO		1.793	1.793
**D	DEUTSCHE EAFE EQUITY INDEX FUND		13.681	13.681
**D	INVESCO GLOBAL INFRASTRUCTURE FUND		7.553	7.553
**D	KP INTERNATIONAL EQUITY FUND		2.914	2.914
**D	RHUMBLINE INTERNATIONAL POOLED INDEX TRUST		1.110	1.110
**D	SPDR MSCI EAFE FOSSIL FUEL FREE ETF		152	152
**D	SPDR MSCI WORLD QUALITY MIX ETF		3.522	3.522
**D	SPDR MSCI ACWI LOW CARBON TARGET ETF		5.005	5.005
**D	LAZARD GLOBAL INVESTMENT FUNDS PUBLIC LIMITED COMPANY		5.580	5.580
**D	ALLIANCEBERNSTEIN INTERNATIONAL ALL-COUNTRY PASSIVE SERIES		294.463	294.463
**D	MARYLAND STATE RETIREMENT & PENSION SYSTEM		10.424	10.424
**D	RUSSELL INV MULTI-ASSET FACTOR EXPOSURE FUND		179.200	179.200
**D	ALLIANZ GLOBAL INVESTORS GMBH FOR ALLIANZ EUROPANISATION		34.660	34.660
**D	THE PRUDENTIAL INSURANCE COMPANY OF AMERICA		13.001	13.001
**D	PRUDENTIAL TRUST CO MASTER COMMINGLED INV F FOR TAX EXEMPT TR		72.616	72.616
**D	MERCER QIF CCF		5.481	5.481
**D	MERCER QIF FUND PLC		20.945	20.945
**D	MGI FUNDS PLC		202.496	202.496
**D	MORGAN STANLEY INST F INC. SELECT GIB INFRA STRUCTURE PTF		33.306	33.306
**D	MORGAN STANLEY INSTITUTIONAL FUND INC MULTI-ASSET PORTFOLIO		1.837	1.837
**D	MORGAN STANLEY INSTITUTIONAL FUND TR- GL MULTI-ASSET INC PTF			

Azionisti:  
Azionisti in proprio:1570 Teste:  
19 Azionisti in delega:27  
1551

LISTA ESITO DELLE VOTAZIONE  
 Oggetto: Bilancio dell'esercizio chiuso al 31 dicembre 2016

## FAVOREVOLI

Badge	Ragione Sociale	Proprio	Delega	Totale
**D	MERCER OIF CCF	279.490	9.245	279.490
**D	RARE GLOBAL INFRASTRUCTURE VALUE FUND	1.323	1.323	1.323
**D	MET INVESTORS SERIES TRUST- PANAGORA GLO DIVERSIFIED RISK PTF	401.453	401.453	401.453
**D	MET INVESTORS SERIES TRUST- MET/ARTISAN INTERNATIONAL PTF	107.667	107.667	107.667
**D	RUSSELL INVESTMENT COMPANY PLC	1.681	1.681	1.681
**D	DEUTSCHE BANK-ONSHORE	398.018	398.018	398.018
**D	STATE OF NEW JERSEY COMMON PENSION FUND D	321.300	321.300	321.300
**D	SENTRY INFRASTRUCTURE FUND	7.825	7.825	7.825
**D	SENTRY ALTERNATIVE ASSET INCOME FUND	31.293	31.293	31.293
**D	SENTRY GLOBAL INFRASTRUCTURE PRIVATE TRUST	135.587	135.587	135.587
**D	CITY OF NEW YORK GROUP TRUST	5.848	5.848	5.848
**D	PIMCO RAE FUNDAMENTAL INTERNATIONAL FUND LLC	5.767	5.767	5.767
**D	PIMCO EQUITY SERIES: PIMCO RAE FUNDAMENTAL INTERNATIONAL FUND	125.504	125.504	125.504
**D	DIVERSIFIED REAL ASSET CIT	8.065	8.065	8.065
**D	INTEL CORPORATION RETIREE MEDICAL PLAN TRUST	12.652	12.652	12.652
**D	ALASKA COMMON TRUST FUND	620	620	620
**D	GEUT PAN EUROPEAN EQUITY INDEX FUND	262.646	262.646	262.646
**D	RUSSELL INSTL FUNDS, LLC-RUSSELL GLOB LISTED INFRA FUND	1.113	1.113	1.113
**D	RUSSELL INSTITUTIONAL FUNDS, LLC-RUSSELL GLOB EQ PLUS FUND	19.644	19.644	19.644
**D	GOV OF HM THE SULTAN AND YANG DI-PERTUAN OF BRUNEI DARUSSALAM	232.870	232.870	232.870
**D	FLOURISH INVESTMENT CORPORATION	57.834	57.834	57.834
**D	FLOURISH INVESTMENT CORPORATION	138.755	138.755	138.755
**D	PEOPLE'S BANK OF CHINA	288.005	288.005	288.005
**D	PEOPLE'S BANK OF CHINA	126.323	126.323	126.323
**D	FEDERATED CITY EMPLOYEES RETIREMENT SYSTEM	50.112	50.112	50.112
**D	BANK OF KOREA	1.160	1.160	1.160
**D	BANK OF KOREA	1.064	1.064	1.064
**D	BIMCOR GLOBAL EQUITY POOLED FUND	13.118	13.118	13.118
**D	PEOPLE'S BANK OF CHINA	244.685	244.685	244.685
**D	SPHERE FTSE EUROPE SUSTAINABLE YIELD INDEX ETF	274	274	274
**D	ASIAN DEVELOPMENT BANK	32.142	32.142	32.142
**D	SANOFI-AVENTIS US PENSION TRUST	14.500	14.500	14.500
**D	BANK OF KOREA	773	773	773
**D	SSGA MSCI ACWI EX-USA INDEX NON-LENDING DAILY TRUST	9.344	9.344	9.344
**D	STATE STREET IRELAND UNIT TRUST	4.245	4.245	4.245
**D	STANDARD LIFE INV GLO ABS RETURN STRAT MASTER FUND LTD.	322.776	322.776	322.776
**D	THE WORKERS' COMPENSATION BOARD	898.502	898.502	898.502
**D	SSGA SPDR ETFS EUROPE I PUBLIC LIMITED COMPANY	1.522.602	1.522.602	1.522.602
**D	SSGA SPDR ETFS EUROPE II PUBLIC LIMITED COMPANY	69.480	69.480	69.480
**D	SIR DAVID TRENCH FUND FOR RECREATION	3.949	3.949	3.949
**D	SUNSUPER SUPERANNUATION FUND	8.348	8.348	8.348
**D	CALIFORNIA PUBLIC EMPLOYEES RETIREMENT SYSTEM	1.348.585	1.348.585	1.348.585



Azionisti:  
 Azionisti in proprio:

1570 Teste:  
 19 Azionisti in delega:

27  
 1551

Pagina 27



## LISTA ESITO DELLE VOTAZIONE

Oggetto: Bilancio dell'esercizio chiuso al 31 dicembre 2016

## FAVOREVOLI

Badge	Ragione Sociale	Proprio	Delega	Totale
**D	ROMAN CATHOLIC BISHOP OF SPRINGFIELD A CORPORATION SOLE	258	258	258
**D	CALIFORNIA STATE TEACHERS RETIREMENT SYSTEM	534.609	534.609	534.609
**D	PINEBRIDGE GLOBAL FUNDS	19.580	19.580	19.580
**D	UBS (IRL) ETF PLC	2.369	2.369	2.369
**D	VANGUARD FTSE DEVELOPED EUROPE ALL CAP INDEX ETF	4.976	4.976	4.976
**D	VANGUARD FTSE DEVELOPED ALL CAP EX NORTH AMERICA INDEX ETF	4.809	4.809	4.809
**D	VANGUARD DEVEL ALL-CAP EX NORTH AMERICA EQT IND POOLED FUND	1.002	1.002	1.002
**D	VANGUARD INVESTMENTS II COMMON CONTRACTUAL FUND	11.988	11.988	11.988
**D	VANGUARD INVESTMENTS COMMON CONTRACTUAL FUND	42.426	42.426	42.426
**D	VANGUARD FTSE DEVELOPED EUROPE INDEX ETF	1.243	1.243	1.243
**D	WINTON UCITS FUNDS PLC	7.003	7.003	7.003
**D	WELLS FARGO BK DECL OF TR EST INV FUNDS FOR EMPLOYEE BEN TR	27.007	27.007	27.007
**D	WELLS FARGO DIVERSIFIED INTERNATIONAL FUND	13.617	13.617	13.617
**D	WELLS FARGOMASTER TRUST DIVERSIFIED STOCK PORTFOLIO	22.000	22.000	22.000
**D	WELLS FARGO MASTER TRUST INTERNATIONAL GROWTH PORTFOLIO	52.090	52.090	52.090
**D	WISDOMTREE ISSUER PUBLIC LIMITED COMPANY	6.709	6.709	6.709
**D	DIVERSIFIED MARKETS (2010) POOLED FUND TRUST	8.137	8.137	8.137
**D	WASHINGTON STATE INVESTMENT BOARD	180.037	180.037	180.037
**D	WSIB INVESTMENTS (PUBLIC EQUITIES) POOLED FUND TRUST	14.501	14.501	14.501
**D	WISDOMTREE DYNAMIC CURRENCY HEDGED EUROPE EQUITY FUND	253	253	253
**D	WISDOMTREE DYNAMIC CURRENCY HEDGED INTRNL EQUITY FUND	21.927	21.927	21.927
**D	WISDOMTREE DEFA EQUITY INCOME FUND	25.408	25.408	25.408
**D	WISDOMTREE INTERNATIONAL EQUITY FUND	50.417	50.417	50.417
**D	WISDOMTREE GLOBAL HIGH DIVIDEND FUND	3.137	3.137	3.137
**D	WISDOMTREE INTERNATIONAL DIVIDEND EX-FINANCIALS FUND	67.349	67.349	67.349
**D	WISDOMTREE INTERNATIONAL LARGE CAP DIVIDEND FUND	32.054	32.054	32.054
**D	WISDOMTREE EUROPE LOCAL RECOVERY FUND	433	433	433
**D	NEW YORK STATE TEACHERS RETIREMENT SYSTEM	161.934	161.934	161.934
**D	NEW YORK STATE TEACHERS RETIREMENT SYSTEM	11.884	11.884	11.884
**D	NEW YORK STATE TEACHERS RETIREMENT SYSTEM	3.460	3.460	3.460
**D	PENSIONFONDS METAAL OFF	58.827	58.827	58.827
**D	PRUDENTIAL RETIREMENT INSURANCE & ANNUITY COMPANY	256.198	256.198	256.198
**D	PRUDENTIAL RETIREMENT INSURANCE & ANNUITY COMPANY	6.075	6.075	6.075
**D	VAILSBURG FUND LLC	15.930	15.930	15.930
**D	WELLINGTON MANAGEMENT FUNDS (IRELAND) PLC	462	462	462
**D	MANULIFE ASSET MANAGEMENT INTERNATIONAL EQUITY INDEX POOLED F	10.986	10.986	10.986
**D	SS BK AND TRUST COMPANY INV FUNDS FOR TAXEXEMPT RETIREMENT PL	1.884.483	1.884.483	1.884.483
**D	SSGA EAFE INDEX PLUS NON-LENDING COMMON TRUST FUND	575	575	575
**D	SSGA RUSSELL FD GL EX-US INDEX NONLENDING OF COMMON TRUST FUND	3.759	3.759	3.759
**D	SSGA FTSE RAFI DEVELOPED 1000 INDEX NON-LENDING COMMON TR F	8.159	8.159	8.159
**D	GSO ADGM III COMMON CONTRACTUAL FUND	1.899	1.899	1.899
**D	STATE STREET SP GLO INFRA INDEX NON-LENDING COMMON TRUST FUND	337.687	337.687	337.687
**D	SSGA MSCI EUROPE SCREENED INDEX NON-LENDING COMMON TRUST FUND	46.312	46.312	46.312

LISTA ESITO DELLE VOTAZIONE  
 Oggetto: Bilancio dell'esercizio chiuso al 31 dicembre 2016

FAVOREVOLI

Badge	Ragione Sociale	Proprio	Delega	Totale
**D	MSCI EAFE PROV SCREENED INDEX NON - LENDING COMMON TR FUND	6.533	6.533	6.533
**D	GLOBAL ADVANTAGE FUNDS - MAJOR MARKETS TELLFONDS	1.333	1.333	1.333
**D	STATE STREET GLOBAL ADVISORS LUXEMBOURG SICAV	216.740	216.740	216.740
**D	AXA WORLD FUNDS	441.500	441.500	441.500
**D	ALLIANZ GLOBAL INVESTORS FUND	3.461.790	3.461.790	3.461.790
**D	BLACKROCK STRATEGIC FUNDS	69.194	69.194	69.194
**D	BLACKROCK GLOBAL INDEX FUNDS	33.404	33.404	33.404
**D	GOLDMAN SACHS FUNDS	22.763	22.763	22.763
**D	KIEGER FUND I	772	772	772
**D	KIEGER FUND I	3.572	3.572	3.572
**D	SELECT INDEX SERIES	5.748	5.748	5.748
**D	UBS ETF	532.703	532.703	532.703
**D	ISHARES MSCI ACWI ETF	120.228	120.228	120.228
**D	ISHARES EUROPE ETF	146.894	146.894	146.894
**D	ISHARES MSCI EAFE ETF	2.105.460	2.105.460	2.105.460
**D	ISHARES MSCI EAFE VALUE ETF	296.461	296.461	296.461
**D	ISHARES GLOBAL INDUSTRIALS ETF	25.324	25.324	25.324
**D	ISHARES MSCI EUROZONE ETF	927.994	927.994	927.994
**D	ISHARES MSCI ITALY CAPPED ETF	970.011	970.011	970.011
**D	ISHARES MSCI KOKUSAI ETF	2.205	2.205	2.205
**D	ISHARES GLOBAL INFRASTRUCTURE ETF	2.630.120	2.630.120	2.630.120
**D	BLACKROCK MSCI WORLD INDEX FUND OF BLACKROCK FUNDS	5.722	5.722	5.722
**D	BLACKROCK INST TRUST CO NA INV FUNDSFOR EMPLOYEE BENEFIT TR	3.981.939	3.981.939	3.981.939
**D	ISHARES CORE MSCI EAFE ETF	588.627	588.627	588.627
**D	ISHARES CORE MSCI TOTAL INTERNATIONAL STOCK ETF	95.086	95.086	95.086
**D	ISHARES MSCI INTERNATIONAL DEVELOPED ETF	816	816	816
**D	ISHARES MSCI WORLD ETF	6.372	6.372	6.372
**D	ISHARES CORE MSCI EAFE IMI INDEX ETF	17.685	17.685	17.685
**D	ISHARES MSCI EUROPE IMI INDEX ETF	6.916	6.916	6.916
**D	ISHARES MSCI ACWI LOW CARBON TARGET ETF	10.082	10.082	10.082
**D	ISHARES CORE MSCI EUROPE ETF	78.774	78.774	78.774
**D	ISHARES EDGE MSCI INTL SIZE FACTOR ETF	308	308	308
**D	ISHARES INTERNATIONAL FUNDAMENTAL INDEX ETF	5.206	5.206	5.206
**D	CONNECTICUT GENERAL LIFE INSURANCE COMPANY	1.712	1.712	1.712
**D	THRIFT SAVINGS PLAN	1.198.863	1.198.863	1.198.863
**D	BLACKROCK CDN MSCI EAFE EQUITY INDEX FUND	134.188	134.188	134.188
**D	CDN ACWI ALPHA TILTS FUND	21.413	21.413	21.413
**D	BLACKROCK CDN WORLD INDEX FUND	14.606	14.606	14.606
**D	BLACKROCK CDN MSCI EAFE INDEX PLUS FUND	3.102	3.102	3.102
**D	BLACKROCK CDN GLOBAL INFRASTRUCTURE EQUITY INDEX FUND	376.693	376.693	376.693
**D	BLACKROCK INDEX FUNDS INC.-BLACKROCK INTERNATIONAL INDEX FUND	194.807	194.807	194.807
**D	RUSSELL DEVELOPED EX-U.S. LARGE CAP INDEX FUND B	3.785	3.785	3.785
**D	WORLD ALPHA TILTS NON-LENDABLE FUND B	431	431	431



## LISTA ESITO DELLE VOTAZIONE

Oggetto: Bilancio dell'esercizio chiuso al 31 dicembre 2016

## FAVOREVOLI

Badge	Ragione Sociale	Proprio	Delega	Totale
**D	BGI MSCI EAFE EQUITY INDEX NON-LENDABLE FUND B		124.343	124.343
**D	GLOBAL ALPHA TILTS FUND B		3.077	3.077
**D	IMPACT GLOBAL ALPHA TILTS NON-LENDABLE FUND B		869	869
**D	BLACKROCK MSCI WORLD EQUITY ESG SCREENED INDEX FUND B		46.866	46.866
**D	EUROPEX-CONTROVERSIAL WEAPONS EQUITY INDEX FUND B		30.862	30.862
**D	GLOBAL EX US ALPHA TILTS FUND B		30.439	30.439
**D	TEACHERS' RETIREMENT SYSTEM OF THE STATE OF ILLINOIS		33.783	33.783
**D	IBM 401K PLUS PLAN		70.175	70.175
**D	DEPARTMENT OF STATE LANDS		16.912	16.912
**D	IBM RETIREMENT PLAN		8.973	8.973
**D	STATE OF ALASKA RETIREMENT AND BENEFITS PLANS		17.010	17.010
**D	COLLEGE RETIREMENT EQUITIES FUND		734.485	734.485
**D	TIIA-CREF INTERNATIONAL EQUITY INDEX FUND		286.071	286.071
**D	VALIC COMPANY I-INTERNATIONAL EQUITIES FUND		29.759	29.759
**D	METROPOLITAN SERIES FUND- MSCI EAFE INDEX PORTFOLIO		31.412	31.412
**D	STATE OF MINNESOTA		20.030	20.030
**D	STATE OF MINNESOTA		3.062	3.062
**D	JOHN HANCOCK INSURANCE COMPANY OF VERMONT		1.943	1.943
**D	SPDR MSCI ACWI EX-US ETF		62.646	62.646
**D	SPDR S+P INTERNATIONAL DIVIDEND ETF		573.594	573.594
**D	SPDR S&P GLOBAL INFRASTRUCTURE ETF		218.040	218.040
**D	SPDR S&P WORLD (EX-US) ETF		17.719	17.719
**D	SPDR S+P INTERNATIONAL INDUSTRIAL SECTOR ETF		3.052	3.052
**D	MULTI-STYLE, MULTI-MANAGER FUNDS PLC		23.900	23.900
**D	CONSOLIDATED EDISON RETIREMENT PLAN		41.599	41.599
**D	THE UNIVERSAL INSTITUTIONAL FUNDS, INC. GLOBAL INFRASTR PTF		51.816	51.816
**D	MORGAN STANLEY INSTITUTIONAL FD TR - GLOBAL STRATEGIST PTF		33.544	33.544
**D	THE UNIVERSAL INST F INC - GLOBAL STRATEGIST PORTFOLIO		11.498	11.498
**D	ONTARIO TEACHERS PENSION PLAN BOARD		83.685	83.685
**D	TEACHER RETIREMENT SYSTEM OF TEXAS		207.821	207.821
**D	NOMURA ASSET MANAGEMENT INSTITUTIONAL GLOBAL TRUST		16.000	16.000
**D	COMMON TRUST ITALY FUND		402.064	402.064
**D	GE INVESTMENTS FUNDS, INC. - TOTAL RETURN FUND		13.697	13.697
**D	ISHARES PUBLIC LIMITED COMPANY		895.852	895.852
**D	ISHARES II PUBLIC LIMITED COMPANY		1.373.748	1.373.748
**D	ISHARES V PUBLIC LIMITED COMPANY		20.028	20.028
**D	ISHARES III PUBLIC LIMITED COMPANY		131.048	131.048
**D	ISHARES VI PUBLIC LIMITED COMPANY		4.613	4.613
**D	ISHARES IV PUBLIC LIMITED COMPANY		3.535	3.535
**D	ISHARES VII PLC		363.226	363.226
**D	BLACKROCK AM DE FOR ISHS DJ EUROZONE SUST SCR. UCITS ETF (DE)		36.943	36.943
**D	BLACKROCK AM DE FOR ISHARES EURO STOXX UCITS ETF (DE)		200.309	200.309
**D	BLACKROCK AM DE FOR ISHS STOXX EU SELECT DIV 30 UCITS ETF (DE)		948.213	948.213

LISTA ESITO DELLE VOTAZIONE  
 Oggetto: Bilancio dell'esercizio chiuso al 31 dicembre 2016

FAVOREVOLI

Badge	Ragione Sociale	Proprio	Totale
**D	BLACKROCK AM DE FOR ISHS STOXX EUROPE LARGE 200 UCITS ETF (DE)	4.904	4.904
**D	ISHARES I INV MIT TGV F ISHS ST EURO600 IND.GOODS+SER.UCITS ETF	51.213	51.213
**D	BLACKROCK AM DE FOR ISHARES STOXX EUROPE 600 UCITS ETF (DE)	325.208	325.208
**D	NAT WESTM BK PLC ATF THE PRUD QUAL INV SC OM UT- PRUD E QIS F	20.732	20.732
**D	BLACKROCK AM SCHWEIZ AG OBO BIFS WORLD EX SWITZ EQ INDEX FUND	1.975	1.975
**D	PACE INTERNATIONAL EQUITY INVESTMENTS	29.748	29.748
**D	MANAGED PENSION FUNDS LIMITED	25.498	25.498
**D	ABBAY LIFE ASSURANCE COMPANY LIMITED	129.302	129.302
**D	SCOTTISH WIDOWS OVERSEAS GROWTH INV F ICVC - EURO GROWTH F	287.194	287.194
**D	STATE STREET TRUSTEES LTD ATF ABERDEEN CAPITAL TRUST	28.626	28.626
**D	SCOTTISH WIDOWS INV SOLUTIONS F ICVC- EUROPEAN (EX UK) EQ FD	139.553	139.553
**D	THE TRUSTEES OF CONOCOPHILLIPS PENSION PLAN	15.150	15.150
**D	BRUNEI INVESTMENT AGENCY	888	888
**D	FAMILY INVESTMENTS CHLD TRUST FUND	14.769	14.769
**D	FAMILY INVESTMENTS GLOBAL ICVC FAMILY BALANCED INT FUND	13.284	13.284
**D	HSBC AS TRUSTEE FOR SSGA EUROPE EX UK EQUITY TRACKER FUND	387.858	387.858
**D	BNY MELLON TR+DEP ATF ST. JAMES'S PLACE GLOBAL EQ UNIT TR	115.867	115.867
**D	CUMBRIA LOCAL GOVERNMENT PENSION SCHEME	35.343	35.343
**D	OMNIS MANAGED INVESTMENTS ICVC - OMNIS MULTI-ASSET INCOME FUND	104.309	104.309
**D	HBOS INTERNATIONAL INV FUNDS ICVC- EUROPEAN FUND	117.983	117.983
**D	FIRST STATE INV ICVC - FIRST STATE GLOBAL LISTED INFRA FUND	3.833.478	3.833.478
**D	THE TRUSTEES OF GOLDMAN SACHS UK RETIREMENT PLAN	1.715	1.715
**D	M+G INVESTMENT FUNDS (1) - M+G EUROPEAN INDEX TRACKER FUND	10.852	10.852
**D	M+G INVESTMENT FUNDS (14) - M+G INCOME ALLOCATION FUND	366.842	366.842
**D	ABERDEEN INV FUNDS UK ICVC II-ABERDEEN EUR EQ ENHANCED INDEXE	46.962	46.962
**D	STICHTING PHILIPS PENSIOENFONDS	51.364	51.364
**D	MULTI-MANAGER ICVC - MULTI-MANGER INTERNATIONAL EQUITY FUND	58.593	58.593
**D	LEGG MASON FUNDS ICVC- LEGG MASON IF RARE GLOBAL INF INC FUND	643.553	643.553
**D	M+G INVESTMENT FUNDS (11)- M+G EPISODE INCOME FUND	352.597	352.597
**D	BAHRAIN MUMTALAKAT HOLDING COMPANY	24.544	24.544
**D	NGAM INVESTMENT FUNDS U.K. ICVC - SEEYOND FACT + EU EX UK EQ F	494	494
**D	THE TRUSTEES OF SAL PENSION SCHEME	3.990	3.990
**D	VANGUARD INV FDS ICVC-VANG FTSE DEV WOR LD EX - UK EQT IND FD	61.460	61.460
**D	VANGUARD INV F ICVC-VANGUARD FTSE DEV EUROPE EX-UK EQ INDEX F	137.631	137.631
**D	VANGUARD INV FUNDS ICVC-VANGUARD FTSE GLOB ALL CAP IND FUND	586	586
**D	SCOTTISH WID WIDS INV SOLS F ICVC - FDMNTL LOW VOL IND GLO EQT F	5.000	5.000
**D	STATE STREET INTERNATIONAL EQUITIES INDEX TRUST	37.979	37.979
**D	SPDR S+P WORLD EX AUSTRALIA FUND	19.790	19.790
**D	SPDR S+P GLOBAL DIVIDEND FUND	2.423	2.423
**D	ARGO GLOBAL LISTED INFRASTRUCTURE LIMITED	36.342	36.342
**D	CHRISTIAN SUPER	211.440	211.440
**D	CHRISTIAN SUPER	1.178	1.178
**D	CHRISTIAN SUPER	3.191	3.191



## LISTA ESITO DELLE VOTAZIONE

Oggetto: Bilancio dell'esercizio chiuso al 31 dicembre 2016

## FAVOREVOLI

Badge	Ragione Sociale	Proprio	Delega	Totale
**D	FIRST STATE SUPERANNUATION SCHEME	59.471	59.471	59.471
**D	RUSSELL GLOBAL LISTED INFRASTR FUND - (DOLLAR SIGN)A HEDGED	232.397	232.397	232.397
**D	LAZARD GLOBAL LISTED INFRASTRUCTURE FUND	2.759.795	2.759.795	2.759.795
**D	STATE STREET INT EQTS INDEX TRUST EX TOBACCO EX CONTR WEAPONS	2.804	2.804	2.804
**D	LAZARD GLOBAL EQUITY FRANCHISE FUND	23.469	23.469	23.469
**D	STATE PUBLIC SECTOR SUPERANNUATION SCHEME	15.136	15.136	15.136
**D	AXA IM ACWI SMARTBETA EQUITY FUND	3.500	3.500	3.500
**D	SUNSUPER SUPERANNUATION FUND	25.009	25.009	25.009
**D	UBS IQ MSCI WORLD EX AUSTRALIA ETHICAL ETF	309	309	309
**D	UBS IQ MSCI EUROPE ETHICAL ETF	282	282	282
**D	THE TRUSTEES OF BP PENSION FUND	7.545	7.545	7.545
**D	AMERGEN CLINTON NUCLEAR POWER PLANT NONQUALIFIED FUND	1.302	1.302	1.302
**D	THE ANNENBERG FOUNDATION	1.044	1.044	1.044
**D	ANNE RAY FOUNDATION	10.221	10.221	10.221
**D	COMBUSTION ENGINEERING 524(G) ASBESTOS PI TTRUST	882	882	882
**D	CHURCH OF ENGLAND INVESTMENT FUND FOR PENSIONS	9.659	9.659	9.659
**D	THE NORTHERN TRUST COMPANY SUB-ADVISED COLLECTIVE FUNDS TRUST	344.557	344.557	344.557
**D	NORTHERN FUNDS INTERNATIONAL GROWTH EQUITY FUND	11.682	11.682	11.682
**D	ACORN 1998 TRUST	326	326	326
**D	EXELON PEACH BOTTOM UNIT 1 QUALIFIED FUND	516	516	516
**D	EXELON FITZPATRICK NONQUALIFIED FUND	4.360	4.360	4.360
**D	EXELON FITZPATRICK QUALIFIED FUND	290	290	290
**D	FORD MOTOR COMPANY DEFINED BENEFIT MASTER TRUST	16.420	16.420	16.420
**D	ILLINOIS TOOL WORKS INC. MASTER TRUST	25.530	25.530	25.530
**D	JTW TRUST NO. 3 UAD 9/19/02	2.315	2.315	2.315
**D	JTW TRUST NO. 1 UAD 9/19/02	1.117	1.117	1.117
**D	JTW TRUST NO. 4 UAD 9/19/02	2.817	2.817	2.817
**D	JTW TRUST NO. 2 UAD 9/19/02	1.217	1.217	1.217
**D	MARGARET A. CARGILL FOUNDATION	7.419	7.419	7.419
**D	MICHIGAN CATHOLIC CONFERENCE MASTER PENSION TRUST	2.800	2.800	2.800
**D	PLEIADES TRUST	1.961	1.961	1.961
**D	UBS FINANCIAL SERVICES INC PENSION PLAN TRUST	8.475	8.475	8.475
**D	PITZER COLLEGE	361	361	361
**D	SAMFORD UNIVERSITY PENSION PLAN TRUST	736	736	736
**D	AVANDA GLOBAL MULTI-ASSET MASTER FUND	48.000	48.000	48.000
**D	HRW TESTAMENTARY TRUST NO 3	2.073	2.073	2.073
**D	HRW TESTAMENTARY TRUST NO 1	2.573	2.573	2.573
**D	HRW TRUST NO 2 UAD 01/17/03	1.676	1.676	1.676
**D	HRW TESTAMENTARY TRUST NO. 10	998	998	998
**D	HRW TRUST NO 1 UAD 01/17/03	2.382	2.382	2.382
**D	WHEELS COMMON INVESTMENT FUND	23.864	23.864	23.864
**D	HRW TESTAMENTARY TRUST NO. 11	2.568	2.568	2.568
**D	HRW TESTAMENTARY TRUST NO 6	2.099	2.099	2.099


Azionisti:  
Azionisti in proprio:1570 Teste:  
19 Azionisti in delega:27  
1551

Pagina 32

LISTA ESITO DELLE VOTAZIONE  
 Oggetto: Bilancio dell'esercizio chiuso al 31 dicembre 2016

FAVOREVOLI

Badge	Regione Sociale	Proprio	Delega	Totale
**D	HRW TESTAMENTARY TRUST NO. 4	2.041	2.041	2.041
**D	HRW TESTAMENTARY TRUST NO. 9	3.101	3.101	3.101
**D	HRW TESTAMENTARY TRUST NO. 8	2.472	2.472	2.472
**D	HRW TESTAMENTARY TRUST NO. 2	1.679	1.679	1.679
**D	HRW TESTAMENTARY TRUST NO. 7	2.729	2.729	2.729
**D	HRW TRUST NO 4 UAD 01/17/03	1.152	1.152	1.152
**D	HRW TESTAMENTARY TRUST NO. 5	2.158	2.158	2.158
**D	HRW TESTAMENTARY TRUST NO. 12	1.697	1.697	1.697
**D	HRW TRUST NO 3 UAD 01/17/03	1.152	1.152	1.152
**D	EXELON CORPORATION NUCLEAR DECOMMISSION TRUST - NON TAX QUAL	327	327	327
**D	BANK OF BOTSWANA	3.304	3.304	3.304
**D	CHEVRON MASTER PENSION TRUST	17.206	17.206	17.206
**D	CHEVRON UK PENSION PLAN	64.479	64.479	64.479
**D	A.I.DUPONT TESTAMENTARY TRUST	8.865	8.865	8.865
**D	GENERAL PENSION AND SOCIAL SECURITY AUTHORITY	12.215	12.215	12.215
**D	BEAT DRUGS FUND ASSOCIATION	771	771	771
**D	HONG KONG SAR GOVERNMENT EXCHANGE FUND	394.518	394.518	394.518
**D	ATIVO INTERNATIONAL EQUITY FUND LP	26.700	26.700	26.700
**D	BUNTING INTERNATIONAL DEVELOPED EQUITY TE LLC	1.236	1.236	1.236
**D	CARROLL AVENUE PARTNERS LLC	623	623	623
**D	CARNELIAN INVESTMENT MANAGEMENT LLC	14.733	14.733	14.733
**D	STATES OF JERSEY COMMON INVESTMENT FUND	3.337	3.337	3.337
**D	DYNASTY INVEST, LTD	813	813	813
**D	DFI LP EQUITY (PASSIVE)	461	461	461
**D	EVA VALLEY MAI LLC	5.125	5.125	5.125
**D	PYRAMIS GLOBAL EX U.S. INDEX FUND LP	44.984	44.984	44.984
**D	FS OVERLAY C - PARAMETRIC	3.268	3.268	3.268
**D	FOURTH AVENUE INVESTMENT COMPANY	4.192	4.192	4.192
**D	FIDDLER PARTNERS LLC	617	617	617
**D	THE BUNTING FAM INT DEVELOPED EQUITY LIMITED LIABILITY CO	3.055	3.055	3.055
**D	INTERNATIONAL EQUITY FUND	6.209	6.209	6.209
**D	THE JBUT MASTER INVESTMENT PARTNERSHIP LLP	1.221	1.221	1.221
**D	NTGI-QM COMMON DAILY EAFE INDEX FUND - NON LENDING	44.401	44.401	44.401
**D	LAKE AVENUE INVESTMENTS, LLC	8.462	8.462	8.462
**D	LEGAL & GENERAL MSCI EAFE FUND, LLC	16.913	16.913	16.913
**D	LEHMAN-STAMM FAMILY PARTNERS LLC	602	602	602
**D	LTW GROUP HOLDINGS, LLC	5.157	5.157	5.157
**D	LTW INVESTMENTS LLC	9.311	9.311	9.311
**D	LOY PARTNERSHIP, LLC	1.217	1.217	1.217
**D	MF INTERNATIONAL FUND LLC	805	805	805
**D	82A HOLDINGS, LLC	6.181	6.181	6.181
**D	NELKE PARTNERSHIP	2.148	2.148	2.148
**D	OHANA HOLDINGS LLC	48.800	48.800	48.800



## LISTA ESITO DELLE VOTAZIONE

Oggetto: Bilancio dell'esercizio chiuso al 31 dicembre 2016

## FAVOREVOLI

Badge	Ragione Sociale	Proprio	Delega	Totale
**D	OMEGA FFIF LIMITED PARTNERSHIP		1.398	1.398
**D	ORIZABA, LP		19.554	19.554
**D	CINDY SPRINGS, LLC		2.710	2.710
**D	NTGI-QM COMMON DAILY ALL COUNWD EX-US INV MKT INDEX F NONLEND		10.991	10.991
**D	RDM LIQUID LLC		3.494	3.494
**D	ROTHKO ALL COUNTY WORLD EX-US EQUITY FUND LP		846	846
**D	RAMI PARTNERS, LLC		7.168	7.168
**D	SENTINEL INTERNATIONAL FUND		1.307	1.307
**D	SENTINEL INTERNATIONAL TRUST		2.378	2.378
**D	SIM GLOBAL BALANCED TRUST.		568	568
**D	SILVER GROWTH FUND, LP		4	4
**D	GLOBAL BOND FUND		5.124	5.124
**D	FCM INTERNATIONAL LLC		589	589
**D	MALACHITE 35 TRUST		10.125	10.125
**D	FORTRESS INTERNATIONAL EQUITY PARTNERSHIP "C"		2.794	2.794
**D	K INVESTMENTS SH LIMITED		61.895	61.895
**D	LEGAL & GENERAL MSCI EAFE SL FUND, LLC		14.172	14.172
**D	NTGI-QM COMMON DAILY EAFE INDEX FUND - LENDING		31.252	31.252
**D	NTGI - QM COMM DAILY ALL COUNTRY WD EX-US EQ INDEX F - LEND		17.562	17.562
**D	UNITED NATIONS, ON BEHALF OF UNITED NATIONS UNIVERSITY END F		6.100	6.100
**D	INTERNATIONAL MONETARY FUND STAFF RETIREMENT PLAN		440	440
**D	UNIT NAT RELIEF AND WORKS AG FOR PALEST REF IN THE NEAR EAST		2.256	2.256
**D	NATIONAL COUNCIL FOR SOCIAL SECURITY FUND, P.R.C		47.121	47.121
**D	NATIONAL COUNCIL FOR SOCIAL SECURITY FUND, P.R.C		64.658	64.658
**D	GIC PRIVATE LIMITED		19.955	19.955
**D	FIDELITY INVESTMENT TRUST FIDELITY INTERNATIONAL CAPITAL APPRECIATION		419.713	419.713
**D	FIDELITY SALEM STREET TRUST: FIDELITY FLEX INTERN INDEX FUND		42	42
**D	FIDELITY SALEM STREET TRUST FIDELITY SERIES GLOBAL EX U.S. INDEX FUND		90.281	90.281
**D	HAGFORS LIMITED		10.808	10.808
**D	BLUE SKY GROUP		47.515	47.515
**D	NEW ZEALAND SUPERANNUATION FUND		70.471	70.471
**D	NEW ZEALAND SUPERANNUATION FUND		26.129	26.129
**D	NEW ZEALAND SUPERANNUATION FUND		11.493	11.493
**D	OIC INTERNATIONAL EQUITIES FUND		1.362	1.362
**D	QUEENSLAND INVESTMENT TRUST NO.2		5.946	5.946
**D	ACT CHIEF MINISTER, TREAS AND ECO DEV DIR SUPERANN PROV ACC		12.625	12.625
**D	ENERGY INVESTMENT FUND		277.737	277.737
**D	MAGELLAN INFRASTRUCTURE FUND (UNHEGED)		273.612	273.612
**D	GOVERNMENT EMPLOYEES SUPERANNUATION BOARD		55.774	55.774
**D	GOVERNMENT EMPLOYEES SUPERANNUATION BOARD		7.555	7.555
**D	GOVERNMENT EMPLOYEES SUPERANNUATION BOARD		273.778	273.778
**D	MERCER PASSIVE INTERNATIONAL SHARES FUND		8.185	8.185
**D	PARTNERS GROUP GLOBAL MULTI-ASSET FUND		5.600	5.600

Azionisti:

Azionisti in proprio:

1570

19 Azionisti in delega:

27

1551

Pagina 34

LISTA ESITO DELLE VOTAZIONE  
 Oggetto: Bilancio dell'esercizio chiuso al 31 dicembre 2016

FAVOREVOLI

Badge	Regione Sociale	Proprio	Delega	Totale
**D	MAGELLAN CORE INFRASTRUCTURE FUND	108.609	108.609	108.609
**D	MAGELLAN INFRASTRUCTURE FUND	591.719	591.719	591.719
**D	CSAA INSURANCE EXCHANGE	20.228	20.228	20.228
**D	CLEARWATER INTERNATIONAL FUND	18.890	18.890	18.890
**D	HUBBELL INCORPORATED MASTER PENSION TRUST	35.759	35.759	35.759
**D	STATE OF IDAHO ENDOWMENT FUND INVESTMENT BOARD	1.245	1.245	1.245
**D	MORGAN STANLEY DEFINED CONTRIBUTION MASTER TRUST	48.977	48.977	48.977
**D	NORTHERN MULTI MANAGER GLOBAL LISTED INFRASTRUCTURE FUND	3.126.411	3.126.411	3.126.411
**D	NORTHERN CATHOLIC CONFERENCE	1.365	1.365	1.365
**D	NORTHERN FUNDS - INTERNATIONAL EQUITY INDEX FUND	138.783	138.783	138.783
**D	MASTER TR AGREE BETWEEN PFIZER INC AND THE NORTHERN TR CO	4.321	4.321	4.321
**D	PRESBYTERIAN CHURCH (USA) FOUNDATION	1.053	1.053	1.053
**D	NORTHERN TRUST GLOBAL INVESTMENTS COLLECTIVE FUNDS TRUST	845.092	845.092	845.092
**D	ST. JOSEPH HEALTH SYSTEM	1.489	1.489	1.489
**D	VOL EMPL BEN ASS OF THE NON-REPR EMPL OF SOUT CAL EDISON CO	2.429	2.429	2.429
**D	1999 VOL EMPL BEN ASS NON-REPR EMPL OF SOUT CAL EDISON CO	981	981	981
**D	SAMFORD UNIVERSITY	352	352	352
**D	THE TRUSTEES OF THE HENRY SMITH CHARITY	14.684	14.684	14.684
**D	TRINITY COLLEGE CAMBRIDGE	1.634	1.634	1.634
**D	UBS 401 (K) PLAN TRUST	42.845	42.845	42.845
**D	USAA MASTER TRUST (PENSION AND RSP)	3.141	3.141	3.141
**D	BANNER HEALTH	61.100	61.100	61.100
**D	DUKE ENERGY CORPORATION MASTER RETIREMENT TRUST	49.791	49.791	49.791
**D	FRESNO COUNTY EMPLOYEES' RETIREMENT ASSOCIATION	67.123	67.123	67.123
**D	FRESNO COUNTY EMPLOYEES' RETIREMENT ASSOCIATION	1.485	1.485	1.485
**D	STICHTING INSTITUUT GAK	1.234	1.234	1.234
**D	1199 SEIU HEALTH CARE EMPLOYEES PENSION FUND	148.101	148.101	148.101
**D	ILLINOIS MUNICIPAL RETIREMENT FUND	11.340	11.340	11.340
**D	LOS ANGELES CITY EMPLOYEES RETIREMENT SYSTEM	40.820	40.820	40.820
**D	CITY OF LOS ANGELES FIRE AND POLICE PENSION PLAN	22.550	22.550	22.550
**D	CITY OF LOS ANGELES FIRE AND POLICE PENSION PLAN	4.500	4.500	4.500
**D	LOCKHEED MARTIN CORPORATION MASTER RETIREMENT TRUST	77.432	77.432	77.432
**D	LOCKHEED MARTIN CORPORATION MASTER RETIREMENT TRUST	24.684	24.684	24.684
**D	POLICEMEN'S ANNUITY AND BENEFIT FUND OF CHICAGO	42.337	42.337	42.337
**D	POLICEMEN'S ANNUITY AND BENEFIT FUND OF CHICAGO	25.265	25.265	25.265
**D	STATE UNIVERSITIES RETIREMENT SYSTEM	156.679	156.679	156.679
**D	CITY OF TALLAHASSEE	31.322	31.322	31.322
**D	UTAH STATE RETIREMENT SYSTEMS	77.010	77.010	77.010
**D	WYOMING RETIREMENT SYSTEM	5.773	5.773	5.773
**D	FORD MOTOR COMPANY OF CANADA, LIMITED PENSION TRUST	4.904	4.904	4.904
**D	HSCB INTERNATIONAL EQUITY POOLED FUND	16.346	16.346	16.346
**D	HALIFAX REGIONAL MUNICIPALITY MASTER TRUST	7.695	7.695	7.695
**D	NAV CANADA PENSION PLAN	8.847	8.847	8.847





## LISTA ESITO DELLE VOTAZIONE

Oggetto: Bilancio dell'esercizio chiuso al 31 dicembre 2016

## FAVOREVOLI

Badge	Ragione Sociale	Proprio	Delega	Totale
**D	OPSEU PENSION PLAN TRUST FUND	3.465	3.465	3.465
**D	FUTURE FUND BOARD OF GUARDIANS FOR AND ON BEHALF OF FUTURE F	58.530	58.530	58.530
**D	FUTURE FUND INVESTMENT COMPANY NO.2 PTY LTD	609.297	609.297	609.297
**D	IBM DIVERSIFIED GLOBAL EQUITY FUND	10.845	10.845	10.845
**D	GARD COMMON CONTRACTUAL FUND	1.644	1.644	1.644
**D	NATIONAL WESTMINSTER BANK PLC AS TR OF JURITER EUROP INC F	65.508	65.508	65.508
**D	COMMONWEALTH SUPERANN CORP ATF ARIA INVESTMENTS TR	40.215	40.215	40.215
**D	MAGELLAN INFRASTRUCTURE FUND (CURRENCY HEDGED)	27.871	27.871	27.871
**D	THE BANK OF IRELAND STAFF PENSIONS FUND	177.853	177.853	177.853
**D	STICHTING HEINEKEN PENSIOENFONDS	30.041	30.041	30.041
**D	THE TRUSTESS OF IBM PENSION PLAN	13.941	13.941	13.941
**D	STICHTING PENSIOENFONDS IBM NEDERLAND	4.411	4.411	4.411
**D	STICHTING PENSIOENFONDS SAGITTARIUS	14.215	14.215	14.215
**D	LOTHIAN PENSION FUND	138.384	138.384	138.384
**D	STICHTING PENSIOENFONDS VAN DE METALEKTRO (PME)	24.091	24.091	24.091
**D	TYNE AND WEAR PENSION FUND	66.791	66.791	66.791
**D	NORTHERN TRUST UCITS COMMON CONTRACTUAL FUND	104.382	104.382	104.382
**D	PUBLIC EMPLOYEES RETIREMENT ASSOCIATION OF COLORADO	116.279	116.279	116.279
**D	COMMONWEALTH GLOBAL LISTED INFRASTRUCTURE FUND 7	35.384	35.384	35.384
**D	COMMONWEALTH GLOBAL LISTED INFRASTRUCTURE FUND 6	1.123.199	1.123.199	1.123.199
**D	COMMONWEALTH GLOBAL LISTED INFRASTRUCTURE FUND 4	167.802	167.802	167.802
**D	COLONIAL FIRST STATE WHOLESALE GLOBAL LISTED INFR SEC F	879.325	879.325	879.325
**D	COLONIAL FIRST STATE WHOLESALE INDEXED GLOBAL SHARE FUND	20.415	20.415	20.415
**D	COMMONWEALTH GLOBAL SHARE FUND 29	1.349	1.349	1.349
**D	HSBC UCITS COMMON CONTRACTUAL FUND	1.171	1.171	1.171
**D	KLEINWORT BENSON INVESTORS GLOBAL INVESTMENT FUND	3.398	3.398	3.398
**D	MUNICIPAL EMPLOYEES' ANNUITY AND BENEFIT FUND OF CHICAGO	4.147	4.147	4.147
**D	INVESTCO ITALIAN HOLDINGS SRL	66.513.016	66.513.016	66.513.016
**D	LEGAL & GENERAL GLOBAL EQUITY INDEX FUND	1.608	1.608	1.608
**D	NAT WEST BK AS TRUSTEE OF LEGAL & GENERAL EUROPEAN INDEX TR	298.546	298.546	298.546
**D	NAT WEST BK PLC AS TRUSTEE OF THE LEGAL & GENERAL INT IND TR	24.572	24.572	24.572
**D	LEGAL & GENERAL ICAV	3.280	3.280	3.280
**D	MFG INVESTMENT FUND PLC	17.733	17.733	17.733
**D	POLAR CAPITAL FUNDS PLC	15.837	15.837	15.837
**D	SSGA GROSS ROLL UP UNIT TRUST	18.878	18.878	18.878
**D	KLEINWORT BENSON INVESTORS INSTITUTIONAL FUND PLC	176.257	176.257	176.257
**D	NORTHERN TRUST INVESTMENT FUNDS PUBLIC LIMITED COMPANY	36.128	36.128	36.128
**D	LEGAL AND GENERAL AUTHORISED CONTRACTUAL SCHEME	1.048	1.048	1.048
**D	LEGAL & GENERAL AUTHORISED CONTRACTUAL SCHEME	7.576	7.576	7.576
**D	ILLINOIS STATE BOARD OF INVESTMENT	44.831	44.831	44.831
**D	BANCO NACIONAL DE PANAMA, ACTING AS TRUSTEE OF THE FIDEICOMISO DE FONDO DE AHORRO DE PANAMA	1.512	1.512	1.512
**D	STICHTING BEDRIJFST VOOR HET SCHOONMAAK EN GLAZ	11.048	11.048	11.048
**D	STICHTING FONDS 1818 TOT NUT VAN HET ALGEMEEN	4.172	4.172	4.172

LISTA ESITO DELLE VOTAZIONE  
 Oggetto: Bilancio dell'esercizio chiuso al 31 dicembre 2016

## FAVOREVOLI

Badge	Regione Sociale	Proprio	Delega	Totale
**D	KOMUNAL LANDSPENSVONSKASSE GJENSIDIG FORSIKRINGSSELSKAP	27.442	27.442	27.442
**D	ABU DHABI RETIREMENT PENSIONS AND BENEFITS FUND	35.938	35.938	35.938
**D	FJARDE AP-FONDEN	168.703	168.703	168.703
**D	STICHTING DOUWE EGBERTS PENSIOENFONDS	15.792	15.792	15.792
**D	STICHTING BEDRIJFST VOOR HET BEROEPSVERVOER OVER DE WEG	61.959	61.959	61.959
**D	STICHTING PENSIOENFONDS ING.	25.628	25.628	25.628
**D	ARBEJDSMARKEDETS TILLÆGSPENSION	160.922	160.922	160.922
**D	VERDIPAPIRFONDET KLP AKSJEGLOBAL INDEX 1	57.877	57.877	57.877
**D	VERDIPAPIRFONDET KLP AKSJEGLOBAL INDEKS 1	23.843	23.843	23.843
**D	VERDIPAPIRFONDET KLP AKSJEGLOBAL LAVBETA 1	468.420	468.420	468.420
**D	NORTHERN TRUST UCITS FGR FUND	86.614	86.614	86.614
**D	STICHTING PENSIOENFONDS CAMPINA	350	350	350
**D	AMUNDI SIF EUROPEAN EQUITY INDEX FUND	1.115	1.115	1.115
**D	AMUNDI FUNDS EQUITY EURO RISK PARITY	49.237	49.237	49.237
**D	FONDACO ROMA EURO BALANCED CORE	322	322	322
**D	SEYOND EUROPE MINVARIANCE	208.988	208.988	208.988
**D	SEYOND GLOBAL MINVARIANCE	89.044	89.044	89.044
**D	FONDAZIONE ROMA SIF - EQUITY SLEEVE	1.982	1.982	1.982
**D	CNP ASSURANCES SA	2.932.746	2.932.746	2.932.746
**D	LA BANQUE POSTALE DE PREVOYANCE	48.100	48.100	48.100
**D	PREVIPOSTE	233.450	233.450	233.450
**D	GMF VIE	15.940	15.940	15.940
**D	GMF ASSURANCES	1.089.320	1.089.320	1.089.320
**D	MMA IARD S.A.	300.400	300.400	300.400
**D	FIDELIA ASSISTANCE	392.203	392.203	392.203
**D	ASSISTANCE PROTECTION JURIDIQUE	5.250	5.250	5.250
**D	MAAF VIE	26.550	26.550	26.550
**D	ASSURANCES BANQUE POPULAIRE IARD	419.302	419.302	419.302
**D	MAAF SANTE	18.800	18.800	18.800
**D	FCP EDMOND DE ROTHSCHILD EURO SRI	15.096	15.096	15.096
**D	FCP RSI EURO P	31.950	31.950	31.950
**D	FCP ICARE	57.439	57.439	57.439
**D	AGIRA RETRAITE DIVERSIFIE	6.636	6.636	6.636
**D	FCP AMUNDI HORIZON	6.703	6.703	6.703
**D	PREDIQUANT A2 - DIVIDENDES EURO	37.632	37.632	37.632
**D	GRD 18 ACTIONS	56.662	56.662	56.662
**D	FCP PORTFOLIO LCR ACTIONS	794.610	794.610	794.610
**D	FCP COVEA FINANCE ACTIONS EUROPE INSTIT II	12.886	12.886	12.886
**D	FCP COVEA FINANCE INSTITUTIONNELS II	292.113	292.113	292.113
**D	FCP CAVEC METROPOLE DIVERSIFIE	70.110	70.110	70.110
**D	IBM FRANCE	112.000	112.000	112.000
**D	FCP BOURBON 4	11.819	11.819	11.819
**D		21.774	21.774	21.774



## LISTA ESITO DELLE VOTAZIONE

Oggetto: Bilancio dell'esercizio chiuso al 31 dicembre 2016

## FAVOREVOLI

Badge	Ragione Sociale	Proprio	Delega	Totale
**D	FCP LBPAM ACTIONS EUROPE		139.230	139.230
**D	FCP TONI ACTIONS 100		21.624	21.624
**D	FCP TUTELAIRE ACTIONS		13.850	13.850
**D	FCP VIVACCIO ACTIONS		140.778	140.778
**D	LBPAM ACTIONS MONDE		187.278	187.278
**D	SICAV LBPAM ACTIONS EURO		240.520	240.520
**D	LBPAM PROFIL 80 PEA		20.823	20.823
**D	LBPAM PROFIL 100		12.059	12.059
**D	FC CARPIMKO		35.425	35.425
**D	CONCORDE 96		20.119	20.119
**D	FCP NATIXIS IONIS		2.763	2.763
**D	OACET		21.140	21.140
**D	FCP ECUREUIL PROFIL 90		196.118	196.118
**D	FCP CARPIMKO EUROPE		9.211	9.211
**D	FCP ABP PERP		18.093	18.093
**D	FCP RSRC DIVERSIFIE		42.235	42.235
**D	CARBP DIVERSIFIE		32.470	32.470
**D	FCP RL PREVOYANCE		15.952	15.952
**D	FCPE BIB DYNAMIQUE		10.202	10.202
**D	FCPE SAFRAN DYNAMIQUE		39.412	39.412
**D	EPEPARGNE 2		42.714	42.714
**D	FCPE HUTCHINSON ACTIONS		7.027	7.027
**D	SAFRAN MIXTE		8.245	8.245
**D	FCPE NATIXIS ES ACTIONS EURO		50.883	50.883
**D	BIB EQUILIBRE		4.926	4.926
**D	LBPAM ACTIONS DIVIDENDES EUROPE		508.912	508.912
**D	TOTAL DIVERSIFIE EQUILIBRE ET SOLIDAIRE		9.754	9.754
**D	FCP AMUNDI ACTIONS EUROPE ISR		8.071	8.071
**D	SICAV AMUNDI ACTIONS EURO ISR		21.191	21.191
**D	ASSURDIX		883	883
**D	FCP AMUNDI ETF MSCI EUROPE EX EMU PEA UCITS ETF		79.028	79.028
**D	ATOUT EUROPE SMART BETA		4.593	4.593
**D	LCL ACTIONS EUROPE SMART BETA		2.105	2.105
**D	COVEA ACTIONS RENDEMENT		560.500	560.500
**D	SICAV COVEA FINANCE HORIZON DURABLE		51.529	51.529
**D	FCP COVEA FINANCE ACTI EUROPE		178.587	178.587
**D	FCP COVEA PATRIMOINE		53.805	53.805
**D	CROISSANCE DIVERSIFIEE		2.114	2.114
**D	CDC AD-EUROPE		28.025	28.025
**D	IXIS EURO ACTIONS		210.348	210.348
**D	FCP ECUREUIL PROFIL 75		83.311	83.311
**D	NATIXIS ACTIONS EUROPE SECTEURS		6.778	6.778
**D	FCP NATIXIS ACTIONS EUROPEENNES		52.904	52.904

Azionisti:  
Azionisti in proprio:1570 Teste:  
19 Azionisti in delega:27  
1551

Pagina 38

LISTA ESITO DELLE VOTAZIONE  
 Oggetto: Bilancio dell'esercizio chiuso al 31 dicembre 2016

## FAVOREVOLI

Badge	Ragione Sociale	Proprio	Delega	Totale
**D	NATIXIS ASSET MANAGEMENT SA		174.399	174.399
**D	OPCVM SEYOND EQUITY FACTOR INVESTING EURO		5.066	5.066
**D	NATIXIS LCR ACTIONS EURO		26.123	26.123
**D	SEYOND EQUITY CAPITAL OPTIM		780	780
**D	AMUNDI INDEX SOLUTIONS		2.795	2.795
**D	STG PFDS CORP EXPRESS MANDAAT ALLIANCE CAPITA		2.747	2.747
**D	STG BPF VOOR HET LEVENSMID. BEDRIJF IEM		16.250	16.250
**D	STG PFDS V.D. GRAFISCHE		144.648	144.648
**D	STG PFDS AHOLD		19.455	19.455
**D	ST. SPOORWEGPDS MANDAAT BLACKROCK		5.938	5.938
**D	STICHTING PENSIOENFONDS OPENBAAR VERVOER		2.799	2.799
**D	STG PFDS ACHMEA MANDAAT BLACKROCK		21.683	21.683
**D	STG BEDRIJFSTAKPDS V H		5.197	5.197
**D	ST BDFDS VD LANDBOUW MANDAAT BLACKROCK		59.156	59.156
**D	STG BPF VD DETAILHANDEL MND BLACKROCK MSCI EMEA		72.913	72.913
**D	PETTELAAAR EFFECTENBEW. INZ. SNSRESP. IND. FND		69.450	69.450
**D	BRIDGEWATER PURE ALPHA TRADING COMPANY II, LTD		1.213.559	1.213.559
**D	RUSSELL GLOBAL INFRASTRUCTURE POOL		1.517.970	1.517.970
**D	THE CANADIAN MEDICAL PROTECTIVE ASSOCIATION		52.240	52.240
**D	BNY MELLON EMPLOYEE BENEFIT COLLECTIVE INVESTMENT FUND PLAN		20.249	20.249
**D	RMO GLOBAL INFRASTRUCTURE FUND		333.894	333.894
**D	THE GREAT-WEST LIFE ASSURANCE COMPANY		26.111	26.111
**D	THE GREAT-WEST LIFE ASSURANCE COMPANY		4.600	4.600
**D	COUNSEL DEENSIVE GLOBAL EQUITY		42.527	42.527
**D	IG MACKENZIE DIVIDEND GROWTH FUND		519	519
**D	IG MACKENZIE STRATEGIC INCOME FUND		162.700	162.700
**D	RMO MSCI EAFE INDEX ETF		30.100	30.100
**D	BMO INTERNATIONAL DIVIDEND ETF		26.001	26.001
**D	LONDON LIFE INSURANCE COMPANY		67.426	67.426
**D	MACKENZIE CANADIAN LARGE CAP DIVIDEND FUND		497.855	497.855
**D	GLOBAL INFRASTRUCTURE EQUITY FUND LONDON CAPITAL		83.900	83.900
**D	MACKENZIE CANADIAN LARGE CAP DIVIDEND CLASS		14.830	14.830
**D	MACKENZIE STRATEGIC INCOME FUND		4.700	4.700
**D	MACKENZIE GLOBAL DIVIDEND FUND		358.449	358.449
**D	MACKENZIE INCOME FUND		433.851	433.851
**D	MACKENZIE CANADIAN LARGE CAP DIVIDEND & GROWTH FUND		66.600	66.600
**D	MACKENZIE DIVERSIFIED ALTERNATIVES FUND		68.500	68.500
**D	U.S. AND INTERNATIONAL SPECIALTY CLASS		10.000	10.000
**D	CF NCML GLOBAL EQUITY INCOME FUND		3.680	3.680
**D	THE GLENCORE CANADIAN PENSION FUNDS TRUST-FOREIGN EQUITY FUND		17.376	17.376
**D	HYDRO ONE PENSION PLAN		95.967	95.967
**D	ONTARIO PENSION BOARD		268.810	268.810
**D			126.262	126.262



**LISTA ESITO DELLE VOTAZIONE**  
**Oggetto: Bilancio dell'esercizio chiuso al 31 dicembre 2016**

**FAVOREVOLI**

Badge	Ragione Sociale	Proprio	Delega	Totale
**D	ONTARIO POWER GENERATION INC. PENSION PLAN		134.265	134.265
**D	BMO CANADA PENSION PLAN		22.533	22.533
**D	RENAISSANCE INTERNATIONAL DIVIDEND FUND		2.155	2.155
**D	RENAISSANCE GLOBAL INFRASTRUCTURE FUND		2.373.834	2.373.834
**D	RENAISSANCE REAL ASSETS PRIVATEPOOL		65.000	65.000
**D	STATE OF WISCONSIN INVESTMENT BOARD		299.615	299.615
**D	TD EMERALD INTERNATIONAL EQUITYINDEX FUND		96.920	96.920
**D	DUKE UNIVERSITY		13.415	13.415
**D	TD EUROPEAN INDEX FUND		2.921	2.921
**D	TD INTERNATIONAL EQUITY INDEX ETF		256	256
**D	PUBLIC SECTOR PENSION INVESTMENT BOARD		194.642	194.642
**D	IMPERIAL INTERNATIONAL EQUITY POOL		17.456	17.456
**D	IMPERIAL GLOBAL EQUITY INCOME POOL		144.938	144.938
**D	IMPERIAL GLOBAL EQUITY INCOME POOL		203.615	203.615
**D	UBS CANADA GLOBAL ALLOCATION FUND		1.722	1.722
**D	WOODBIDGE INVESTMENTS CORPORATION		15.800	15.800
**D	WINDWISE MSCI EAFE INDEX NON-LENDING, FUND FOR EXEMPT ORG.		21.491	21.491
**D	STEWARDSHIP FOUNDATION		278	278
**D	WPW TRUST NUMBER ONE		333	333
**D	BMO PRIVATE INTERNATIONAL EQUITY PORTFOLIO		47.140	47.140
**D	CIBC INTERNATIONAL INDEX FUND		5.997	5.997
**D	CIBC EUROPEAN INDEX FUND		2.397	2.397
**D	CIBC POOLED INTERNATIONAL EQUITY INDEX FUND		6.178	6.178
**D	DEBORAH LOEB BRICE		461	461
**D	ALAMOSA LLC		438	438
**D	CF INTERNATIONAL STOCK INDEX FUND ONE		26.766	26.766
**D	DT INTERNATIONAL STOCK INDEX FUND ONE		32.154	32.154
**D	ALLAN G. LOZIER		15.202	15.202
**D	CERVURITE INTERNATIONAL LLC		27.055	27.055
**D	FLORIDA, LLC - APERIO		8.045	8.045
**D	1975 IRREVOCABLE TRUST OF CD WEYERHAUSER		641	641
**D	1973 IRREVOCABLE TRUST OF CD WEYERHAUSER		212	212
514	ANGELETTI FRANCO		641	641
738	BOVE KATRIN	10	212	10
		7		7
<b>Totale voti</b>				
<b>Percentuale votanti %</b>	638.957.142			
<b>Percentuale Capitale %</b>	99.410056			
	77,375821			

Assemblea Ordinaria del 21 aprile 2017ESITO VOTAZIONE

Oggetto : **Autorizzazione acquisto/alienazione azioni proprie**

**Hanno partecipato alla votazione:**

-n° 1.583 azionisti,  
portatori di n° 642.748.998 azioni ordinarie, tutte ammesse al voto,  
pari al 77,835004% del capitale sociale.

**Hanno votato:**

		% su Azioni Ordinarie
Favorevoli	558.837.739	86,944941
Contrari	81.106.657	12,618714
SubTotale	<u>639.944.396</u>	99,563655
Astenuti	2.804.595	0,436344
Non Votanti	7	0,000001
SubTotale	<u>2.804.602</u>	0,436345
<b>Totale</b>	<u>642.748.998</u>	100,000000

Ai sensi dell'art. 135-undecies del TUF **non sono computate** ai fini del calcolo della maggioranza e del capitale richiesto per l'approvazione della delibera numero 0 azioni pari al **0,000000%** delle azioni rappresentate in aula.

## LISTA ESITO DELLE VOTAZIONI

Oggetto: Autorizzazione acquisto/alienazione azioni proprie

## CONTRARI

Badge	Ragione Sociale	Proprio	Delega	Totale
1693	CHIURAZZI LUIGI	1.000		1.000
4130	AGOSTINI ANTONIO		47.400	47.400
**D	FIDANTE PARTNERS LIQUID STRATEGIES		23.585	23.585
**D	ARK LIFE ASSURANCE COMPANY LIMITED		258.705	258.705
**D	FRANKLIN TEMPLETON INVESTMENT FUNDS		84.598	84.598
**D	UNI-GLOBAL		500.944	500.944
**D	AVIVA INVESTORS AVIVA INVESTORS LUXEMBOURG		415.482	415.482
**D	JPMORGAN INVESTMENT FUNDS		62.140	62.140
**D	JPMORGAN FUNDS		1.178.659	1.178.659
**D	MORGAN STANLEY INVESTMENT FUNDS		104.527	104.527
**D	SCHRODER INTERNATIONAL SELECTION FUND		32.500	32.500
**D	SWISSLIFE BANQUE VALEUROPE		23.500	23.500
**D	NM5 WIEQ BRF ACCOUNT		89.793	89.793
**D	NM5 GIEP NVN ACCOUNT		235.490	235.490
**D	ALLIANZ FAD EUROPE HIGH DIVIDEND		2.050	2.050
**D	ALLIANZ GLR EM AGI EUR HIGH DIVIDEND		995.565	995.565
**D	THE MASTER TRUST BANK OF JAPAN LTD		2.101	2.101
**D	GMO ALPHA ONLY FUND		3.154	3.154
**D	JAPAN TRUSTEE SERVICES BANK LTD		206.098	206.098
**D	NN (L)		40.376	40.376
**D	ING DIRECT		51.984	51.984
**D	MACQUARIE GLOBAL LISTED INFRASTRUCTURE C		21.387	21.387
**D	KBI EAFE MARKETS EQUITY CIT		771.693	771.693
**D	NUVEEN GLOBAL INFRASTRUCTURE FUND		5.090	5.090
**D	SANLAM UNIVERSAL FUNDS PLC		952	952
**D	PANAGORA RISK PARITY M.A.C.FD		49.530	49.530
**D	SCHRODER GLOBAL EQUITY STABILISER		39.300	39.300
**D	STICHT BEDRIJ MEDIA PNO		1.226.007	1.226.007
**D	KEMPEN EUROPEAN HIGH DIVIDEND FUND N.V.		34.900	34.900
**D	FCP SAINT MARTIN 7		15.000	15.000
**D	CARDIF ASSICURAZIONI SPA		49.849	49.849
**D	HENDERSON INSTIT EUROP INDEX OPP FUND		273.237	273.237
**D	CANDRIAM BELGIUM MANDAT FRR		194.600	194.600
**D	FCP VILLIERS ACTIONS EDRAH		750.000	750.000
**D	CARDIF VITA COMPAGNIA ASSIC E RIASS SPA		2.734	2.734
**D	ALLIANZGI FONDS NASPA PENSIONS FONDS		19.317	19.317
**D	ALLIANZGI FONDS AFE		13.100	13.100
**D	ALLIANZGI FONDS AKTIEN EUROPA		48.415	48.415
**D	DEKA MASTER HAER I		3.943	3.943
**D	ALLIANZGI FONDS PENSIONS		4.000	4.000
**D	ALLIANZGI SHL		43.000	43.000
**D	ALLIANZ GLOBAL INVESTORS EUROPE		9.000	9.000
**D	ALLIANZGI FONDS MAFI			



## LISTA ESITO DELLE VOTAZIONE

Oggetto: Autorizzazione acquisto/alienazione azioni proprie

## CONTRARI

Badge	Ragione Sociale	Proprio	Delega	Totale
**D	HFZH COFONDS		19.000	19.000
**D	ALLIANZGI FONDS PF2	8.101	8.101	8.101
**D	ALLIANZGI FONDS PTV2	27.891	27.891	27.891
**D	ALLIANZGI FONDS PF1	24.758	24.758	24.758
**D	ALLIANZGI FONDS MASTER DRT	21.250	21.250	21.250
**D	ALLIANZGI FONDS SIV	6.500	6.500	6.500
**D	ALLIANZGI FONDS COEN2	15.000	15.000	15.000
**D	DILL COFONDS	3.700	3.700	3.700
**D	ALLIANZGI FONDS SCHLUCCO	14.000	14.000	14.000
**D	ALLIANZGI FONDS KDCCO	20.000	20.000	20.000
**D	ALLIANZGI FONDS FIB	11.000	11.000	11.000
**D	ALLIANZGI FONDS ALLRA	2.610	2.610	2.610
**D	BAYK A4 FONDS	23.824	23.824	23.824
**D	AKTIEN EUROPA 2	100.000	100.000	100.000
**D	UNIVERSAL-CAV	23.414	23.414	23.414
**D	BPTCJ DPF REVEH CITIBK RH FD SERV JERSEY	2.162	2.162	2.162
**D	MERCER OVERSEAS PROPERTY TRUST	81.517	81.517	81.517
**D	AMP CAP UNHEDEGD GL SHS MULTI MAN FUND	13.790	13.790	13.790
**D	ENHANCED INDEX INTERNATIONAL SHARE FUND	68.224	68.224	68.224
**D	TCORPIM INDEXED INT SHARE (UNHEDEGD) F	4.553	4.553	4.553
**D	WHOLESALE UNIT TRST MSCI GLOB INDEX SHS	4.092	4.092	4.092
**D	IPAC SPEC INV STR INT SHARE STR NO 9	1.464	1.464	1.464
**D	AMP INTERNATIONAL EQUITY INDEX FUND	50.947	50.947	50.947
**D	WHOLESALE GLOBAL EQUITY INDEX FUND	2.019	2.019	2.019
**D	AMP GLOBAL LISTED INFRASR INDEX FUND HED	117.066	117.066	117.066
**D	FCP LES TROIS FONTAINES	2.200	2.200	2.200
**D	FCP DIATEC	2.800	2.800	2.800
**D	POINCARE II	2.500	2.500	2.500
**D	FCP JPA	3.000	3.000	3.000
**D	SICAV METISS	4.000	4.000	4.000
**D	FCP DAY SOLVAY	4.300	4.300	4.300
**D	FCP JCD FIVE	2.000	2.000	2.000
**D	PI CH - EUROPEAN EX SWISS EQUITIES TRACKER EX SL	12.502	12.502	12.502
**D	PI CH-WORLD EX SWISS EQUITIES TRACKER US	41.264	41.264	41.264
**D	BANQUE PICTET & CIE SA	23.126	23.126	23.126
**D	UMBERTO TRUST CAPITAL	818	818	818
**D	PGSF GLOBAL HIGH YIELD UTILITIES EQUITIES FUND	8.399	8.399	8.399
**D	PGSF GLOBAL UTILITIES EQUITIES FUND	1.494.570	1.494.570	1.494.570
**D	PGSF GLOBAL UTILITIES EQUITIES CURRENCY HEDGE FUND	23.378	23.378	23.378
**D	PGSF GLOBAL INCOME STOCK FUND	44.934	44.934	44.934
**D	PICTET-EUROPE INDEX	155.175	155.175	155.175
**D	GLOBAL HIGH DIVIDEND EQUITY MOTHER FUND	270.000	270.000	270.000
**D	SHINKO GLOBAL EQUITY INDEX MOTHER FUND	913	913	913



LISTA ESITO DELLE VOTAZIONE  
 Oggetto: Autorizzazione acquisto/alienazione azioni proprie

CONTRARI

Badge	Ragione Sociale	Proprio	Delega	Totale
**D	RBC DEXIA MACQUARIE FD SOLUTIONS		31.103	31.103
**D	QUAESTIO CAPITAL FUND		2.540	2.540
**D	KEMPEN INTERNATIONAL FUNDS		261.490	261.490
**D	SHELL TRUST (BERMUDA) LIMITED AS TRUSTEE		5.864	5.864
**D	SHELL TRUST (BERMUDA) LTD AS TRUSTEE OF THE SHELL OVERSEAS C.P. FUND		12.151	12.151
**D	SHELL TRUST (BERMUDA) LTD AS TRUSTEE OF THE SHELL OVERSEAS C.P. FUND		17.392	17.392
**D	UBS INTERNATIONAL EQUITY RELATIONSHIP FUND		19.246	19.246
**D	NFS LIMITED TRAFALGAR COURT LES BANQUES		17.805	17.805
**D	H.E.S.T. AUSTRALIA LIMITED		152.665	152.665
**D	UBS GLOBAL ASSET MANAGEMENT LIFE LTD		35.091	35.091
**D	BANCO CENTRAL DE TIMOR EST		213.978	213.978
**D	THE BOEING COMPANY EMPLOYEE RETIREMENT P		7.219	7.219
**D	DELTA PILOTS DISABILITY TRUST		2.009	2.009
**D	ROCKEFELLER & CO., INC		2.276	2.276
**D	IBM PERSONAL PENSION PLAN TRUST		2.276	2.276
**D	UBS ASSET MANAGEMENT LIFE LTD		6.891	6.891
**D	GAMMA EMIRATES INVESTMENT L.L.C. EM		984	984
**D	UBS (US) GROUP TRUST		268.007	268.007
**D	MTBJ DAIDO LIFE FOREIGN EQUITY MOTHER FD		2.271	2.271
**D	UBS GLOBAL ALLOCATION FUND		28.132	28.132
**D	SBC MASTER PENSION TRUST SBC MASTER PENSION TRUST 208		17.423	17.423
**D	FLEXSHARES MORNINGSTAR DEVELOPED MARKETS		10.728	10.728
**D	FLEXSHARES STOXX GLOBAL ESG IMPACT INDEX		70	70
**D	SBC MASTER PENSION TRUST		26.495	26.495
**D	JNL-S&P INTERNATIONAL 5 FUND		39.526	39.526
**D	RETIREMENT INCOME PLAN OF SAUDI ARABIAN		288	288
**D	FLEXSHARES STOXX GLOBAL BROAD INFRASTRUC		265.660	265.660
**D	AQR INTERNATIONAL MOMENTUM FUND		12.192	12.192
**D	FUNDACAO CALOUSTE GULBENKIAN		10.978	10.978
**D	JNL/BROOKFIELD GLOBAL INFRASTRUCTURE FUND		666.600	666.600
**D	AQR FUNDS AQR TAX-MANAGED INTL MOMENTUM		3.173	3.173
**D	JNL/MELLON CAPITAL INTNAL INDEX FUND		78.611	78.611
**D	FLEXSHARES INTERNATIONAL QUALITY DIVIDEND DEFENSIVE INDEX FUND		8.019	8.019
**D	THE MASTER TRUST BANK OF JAPAN LTD		54.891	54.891
**D	THE MASTER TRUST BANK OF JAPAN, LTD AS TRUSTEE FOR MUTB400045796		556.984	556.984
**D	STICHTING SHELL PENSIOENFONDS		14.463	14.463
**D	SHELL PENSIONS TRUST LIMITED AS TRUSTEE OF SHELL CONTRIBUTORY PENSION FUND		15.726	15.726
**D	KAPITALFORENINGEN PENSAM INVEST PSI 30 EUROPAEISKE AKTIER		78.860	78.860
**D	ALLIANZGI-FONDS DSPT		14.219	14.219
**D	BUREAU OF LABOR FUNDS- LABOR PENSION FUND		10.596	10.596
**D	PENSIONSKASSEN BORNE-OG UNGDOMSPAEDAGOG		102.222	102.222
**D	PENSIONSKASSEN FOR BORNE-OG UNGDOMS		54.174	54.174
**D	VANAGETRUST III MASTER COLLECTIVE INVES		13.672	13.672
**D	STICHTING PENSIOENFONDS VOOR HUISARTSEN		27.356	27.356



## LISTA ESITO DELLE VOTAZIONE

Oggetto: Autorizzazione acquisto/alienazione azioni proprie

## CONTRARI

Badge	Ragione Sociale	Proprio	Delega	Totale
**D	THE MASTER TRUST BANK OF JAPAN	8.772	8.772	8.772
**D	BUREAU OF LABOR FUNDS-LABOR INSURANCE FUND	5.091	5.091	5.091
**D	BUREAU OF LABOR FUNDS-LABOR INSURANCE FUND	6.456	6.456	6.456
**D	NEW YORK STATE COMMON RETIREMENT FUND	47.262	47.262	47.262
**D	CITY OF PHILADELPHIA PUBLIC RETIREMENT	19.946	19.946	19.946
**D	STATE OF WYOMING	19.289	19.289	19.289
**D	ALLIANZ UK & EUROPEAN INVESTMENT FUNDS	50.540	50.540	50.540
**D	TRUST AND CUSTODY SERVICED BANK LIMITED	27.920	27.920	27.920
**D	SMA RELATIONSHIP TRUST SERIES G	47.004	47.004	47.004
**D	PROSHARES DJ BROOKFIELD GLOB.INFRASSTR.ET	19.820	19.820	19.820
**D	MMA PRAXIS INTERNATIONAL INDEX FUND	13.863	13.863	13.863
**D	DELTA MASTER TRUST	37.931	37.931	37.931
**D	PROSHARES HEDGED FTSE EUROPE ETF	252	252	252
**D	O'SHARES FTSE EUROPE QUALITY DIVIDEND ET	3.605	3.605	3.605
**D	OPPENHEIMER MACQUARIE GLOBAL INFRASSTRUCR	10.991	10.991	10.991
**D	PUERTO RICO TELEPHONE COMPANY MASTER TRU	12.423	12.423	12.423
**D	UBS FTSE RAFI DEVELOPED 1000 INDEX FUND	6.832	6.832	6.832
**D	UBS MSCI WORLD MINIMUM VOLATILITY INDEX	84.387	84.387	84.387
**D	MANULIFE INTERNATIONAL EQUITY INDEX FUND	1.810	1.810	1.810
**D	MACQUARIE GLOBAL INFRASSTRUCTURE INCOME F	18.663	18.663	18.663
**D	BOMBARDIER TRUST (CANADA) REAL RETURN AS	125.611	125.611	125.611
**D	THE BOMBARDIER TRUST (UK)	133.787	133.787	133.787
**D	LABORERS PENSION FUND OF WESTERN CANADA	27.500	27.500	27.500
**D	MANULIFE SOBEYS GLOBAL EQUITY FUND UT	68.700	68.700	68.700
**D	MANULIFE GLOBAL INFRASSTRUCTURE FUND	146.200	146.200	146.200
**D	MANULIFE INVESTMENT EXCHANGE FUND CORP	50.800	50.800	50.800
**D	BROOKFIELD GLOBAL LISTED INFRASSTRUCTURE	169.000	169.000	169.000
**D	BROOKFIELD GLOBAL INFRASSTRUCTURE SECURIT	125.000	125.000	125.000
**D	GENUS DIVIDEND EQUITY FUND	98.500	98.500	98.500
**D	GENUS FOSSLI FREE CANGLOBE EQUITY FUND	29.800	29.800	29.800
**D	ROYAL BANK OF CANADA (CHANNEL ISLANDS) L	3.707	3.707	3.707
**D	CENTRAL FINANCE BOARD METHODIST CHURCH	3.430	3.430	3.430
**D	SOUTH YORKSHIRE PENSIONS AUTHORITY	86.500	86.500	86.500
**D	WEST YORKSHIRE METROPOLITAN AUT PENS FD	133.000	133.000	133.000
**D	WEST YORKSHIRE PENSION FUND	150.000	150.000	150.000
**D	MOORE CAPITAL MANAGEMENT LP	41.227	41.227	41.227
**D	HELABA INVEST KAPITALANLAGEGESELLSCHAFT MBH	18.387	18.387	18.387
**D	GIM SPECIALIST INVESTMENT FUNDS	11.284	11.284	11.284
**D	SCHRODER INTERNATIONAL MULTI-CAP EQ	14.904	14.904	14.904
**D	FCP LBPAM AVENIR EURO	40.106	40.106	40.106
**D	FCP LBPAM ACTIONS VALUE EURO	450.000	450.000	450.000
**D	FCP LBPAM DIVERSIFIE FOCUS OBLIG 3 5	19.552	19.552	19.552
**D	FCP LBPAM MM EURO ACTIONS	14.180	14.180	14.180

Azionisti:

851

Teste:

1

Azionisti in delega:

850

**LISTA ESITO DELLE VOTAZIONE**  
**Oggetto: Autorizzazione acquisto/alienazione azioni proprie**

**CONTRARI**

Badge	Ragione Sociale	Proprio	Delega	Totale
**D	FCP FEDERIS IRC ACTIONS	347.000	347.000	347.000
**D	FCP LBPAM ACTIONS EURO LARGE CAP	508.210	508.210	508.210
**D	FCP BNP PARIBAS ACTIONS EUROLAND	56.032	56.032	56.032
**D	FCP BNP PARIBAS ACTIONS EUROPE	1.633	1.633	1.633
**D	FCP LBPAM ACTIONS EUROMONDE	221.610	221.610	221.610
**D	FCP LBPAM ACTIONS EUROPE LARGE CAP	13.000	13.000	13.000
**D	FCP LBPAM ACTIONS CROISSANCE EURO	268.947	268.947	268.947
**D	SAINT MARTIN 2	140.716	140.716	140.716
**D	BARYUM QUANT FCP	65.500	65.500	65.500
**D	FCP SAKKARAH 7	10.372	10.372	10.372
**D	AXA ROSENBERG EUROBLOC	323.400	323.400	323.400
**D	CAISSE DES DEPOTS ET CONSIGNAT	29.588	29.588	29.588
**D	RAVGDT DIVERSIFIE II LBPAM	29.379	29.379	29.379
**D	LA FRANCAISE LUX	79.879	79.879	79.879
**D	BNP PARIBAS FUND III NV	2.191	2.191	2.191
**D	BNP PARIBAS B PENSION STABILITY	18.984	18.984	18.984
**D	BNP PARIBAS B INVEST	4.868	4.868	4.868
**D	BNP PARIBAS B PENSION BALANCED	297.108	297.108	297.108
**D	METROPOLITAN RENTASTRO	90.008	90.008	90.008
**D	BNP PARIBAS LI	359.466	359.466	359.466
**D	BNP PARIBAS A FUND	75.682	75.682	75.682
**D	AXA VERSICHERUNGEN AG	5.000	5.000	5.000
**D	AXA LEBEN AG	9.000	9.000	9.000
**D	SICAV MONT	18.000	18.000	18.000
**D	FCP TRANSAT PATRIMOINE 2	85.000	85.000	85.000
**D	COMMINGLED PEN TR FD INTL(RES.ENHAN.IND)	8.822	8.822	8.822
**D	SCHRODER GLOBAL ENHANCED INDEX FUND	86.866	86.866	86.866
**D	TELSTRA SUPERANNUATION SCHEME	12.162	12.162	12.162
**D	BOMBARDIER TRUST U.S. MASTER TRUST	22.886	22.886	22.886
**D	AVIVA LIFE & PENSIONS UK LIMITED	123.376	123.376	123.376
**D	JPMORGAN FUND II ICVC - JPM BALANCED MAN	2.420	2.420	2.420
**D	MINISTRY OF STRATEGY AND FINANCE	10.287	10.287	10.287
**D	JPMORGAN LIFE LIMITED	67.560	67.560	67.560
**D	TAMESIDE MBC RE GREATER MANCHESTER PENSION FUND	1.858.854	1.858.854	1.858.854
**D	AVIVA LIFE AND PENSIONS UK LIMITED	28.371	28.371	28.371
**D	BUREAU OF LABOR FUNDS- LABOR PENSION FUND	34.801	34.801	34.801
**D	STICHTING DEPOSITARY APG DEVELOPED MARKETS EQUITY MINIMUM VOLATILITY POOL	162.638	162.638	162.638
**D	SCHRODER QEP GLOBAL CORE FUND	66.785	66.785	66.785
**D	TRUST AND CUSTODY SERVICED BANK LIMITED	4.990	4.990	4.990
**D	JPMORGAN GLOBAL ALLOCATION FUND	67.749	67.749	67.749
**D	JPMORGAN INTERNAT.RESEARCH ENHANCED EQUI	298.265	298.265	298.265
**D	JPMORGAN DIVERS RETURN EU EQUIT ETF	4.436	4.436	4.436
**D	JPMORGAN GLOBAL RESEARCH ENHANCED INDEX FUND	382.056	382.056	382.056



## LISTA ESITO DELLE VOTAZIONE

Oggetto: Autorizzazione acquisto/alienazione azioni proprie

## CONTRARI

Badge	Regione Sociale	Proprio	Delega	Totale
**D	JPMORGAN DIVERSIFIED REAL RETURN FUND	7.067	7.067	7.067
**D	JPMORGAN INSURANCE TRUST GLOBAL ALLOCATI	2.700	2.700	2.700
**D	1290 FUNDS - 1290 SMARTBETA EQUITY FUND		500	500
**D	AXA INSURANCE LIMITED	105.500		105.500
**D	FTSE ALL WORLD INDEX FUND	22.692		22.692
**D	FRIENDS LIFE LIMITED	119.187		119.187
**D	REASSURE LIMITED	18.901		18.901
**D	HSBC EUROPEAN INDEX FUND	103.646		103.646
**D	FRIENDS LIFE AND PENSIONS LIMITED	8.575		8.575
**D	HSBC MSCI EUROPE UCITS ETF	10.158		10.158
**D	HSBC GLOBAL INVESTMENT FUNDS	2.566		2.566
**D	HSBC ETFS PLC	8.013		8.013
**D	AMEV SCHADE BELEGGEN	40.087		40.087
**D	ASR LEVENVERZEKERING DE BENDRACT PENSIO	17.405		17.405
**D	AXENT NABESTAANZORG N.V.	28.809		28.809
**D	AMERSF ALG BELEGGEN INZAKE AOV	22.187		22.187
**D	ASR LEVENVERZEKERING N.V.	8.981		8.981
**D	AMEV LEVEN BELEGGEN	174.289		174.289
**D	EUROPEESCHE VERZEKERING MAATSCHAPPIJ NV	1.373		1.373
**D	ASR AANVULLENDE ZIETKOSTENVERZEKERING	3.121		3.121
**D	GLOBAL INFRASTR DIV FOCUS EQUITY FUND	859.417		859.417
**D	TRUST E CUSTODY SERVICES BANK LTD	73.395		73.395
**D	NM5-WIEQ-NVN ACCOUNT	21.981		21.981
**D	BBVABCO DEPOSITARIOINVEST FUNDS	359.296		359.296
**D	BVVA PENSION FUND	9.517		9.517
**D	GUGGENHEIM WORLD EQUITY INCOME FD	6.000		6.000
**D	GVFT SERIES D WORLD EQUITY INC SER	9.800		9.800
**D	BNYMCIL MK DIVGRIFD	990		990
**D	DREYFUS GLOBAL INFRASTRUCTURE FUND	30.210		30.210
**D	NM PERA KBI EAFE DEVELOPED	46.858		46.858
**D	DREYFUS STRATEGIC BETA GLOBAL EQ FD	246		246
**D	MSAR SCHRODER	19.088		19.088
**D	BOK MCM DM PEO	1		1
**D	SUBSIDIZED SCHOOLS P FUND NORTHERN	10.435		10.435
**D	NN PFINV NN PREMIUM DIVIDEND FUND	43.461		43.461
**D	AOHIT HAI RHUMBLINE EAFE	702		702
**D	HRCD RPMT HAP RHUMBLINE EAFE	530		530
**D	EMPLOYEES RETIREMENT TRUST OF BANK OF MONTREAL HARRIS	15.641		15.641
**D	KAPITALFORENINGEN EMD INVEST GLOBALE AKTIER II	5.592		5.592
**D	KAPITALFORENINGEN EMD INVEST GLOBALE AKTIER III	3.204		3.204
**D	700021 PD GLOBALE AKTIER I	211.165		211.165
**D	700241 PD STABILE AKTIER	41.794		41.794
**D	56053 IP GLOBAL EQUITIES I	21.056		21.056

**LISTA ESITO DELLE VOTAZIONE**  
**Oggetto: Autorizzazione acquisto/alienazione azioni proprie**

**CONTRARI**

Badge	Ragione Sociale	Proprio	Delega	Totale
**D	PFI DIV REAL ASSET FUND BROOKFIELD	113.100	113.100	113.100
**D	AST JPM GL THEM PORT 2 INT EME PDNB	13.835	13.835	13.835
**D	AST MORGAN STANLEY MULTI ASSET PDMS	1.216	1.216	1.216
**D	GREAT WEST INTERNATIONAL INDEX FUND	27.097	27.097	27.097
**D	PFI INTL EQUITY INDEX FUND	29.456	29.456	29.456
**D	BNYTD CF MACQUARIE GBL INFRS SRS FD	29.838	29.838	29.838
**D	PFI OVERSEAS FD PMC	23.855	23.855	23.855
**D	BNYTD CF CANLIFE GIBL INFRA FD	24.604	24.604	24.604
**D	IQ 50 PERCENT HEDGED FTSE INTL ETF	9.126	9.126	9.126
**D	IQ 50 PERCENT HEDGED FTSE EURO ETF	5.066	5.066	5.066
**D	DEP OF SSGA NONUS EQUITY H1	1.450	1.450	1.450
**D	DEP OF SSGA NONUS EQUITY R2	4.325	4.325	4.325
**D	DEP OF SSGA NONUS EQUITY B1	1.964	1.964	1.964
**D	DEP OF SSGA NONUS EQUITY B2	2.010	2.010	2.010
**D	VOYA INTERNATIONAL INDEX PORTFOLIO	45.770	45.770	45.770
**D	DAEC NQ SSGA TAX	523	523	523
**D	DAEC Q SSGA INTL TC	600	600	600
**D	PB SSGA INTL EQ TAX	2.147	2.147	2.147
**D	PS6F STATE STREET INTL EQ	19.834	19.834	19.834
**D	SR5F PARAMETRIC DELTA SHIFT	1.232	1.232	1.232
**D	SEMPRA ENERGY PENSION MASTER TRUST	14.582	14.582	14.582
**D	TEACHERS RETIREMENT SYSTEM OF LOUISIANA	4.200	4.200	4.200
**D	APL RB EQ DEV MIRA	2.220	2.220	2.220
**D	PFI DIV REAL ASSET FUND MACQUARIE	293.293	293.293	293.293
**D	ARC RB EQ DEV KAIROS	1.009	1.009	1.009
**D	NYPF FIDELITY	42.357	42.357	42.357
**D	USMIA GLOBAL EQUITY	1.607	1.607	1.607
**D	ROWF GT ALPHAETEXUS	39.679	39.679	39.679
**D	PGTF DR NON US EQUITY GT	9.591	9.591	9.591
**D	ASV RB EQ DEV MENKAR	2.481	2.481	2.481
**D	SAEF SCE PANAGORA QUAL	16.200	16.200	16.200
**D	LB CROYDON LGIM	16.661	16.661	16.661
**D	RAILWAYS PENSION TRUSTEE COMPANY LIMITED	36.729	36.729	36.729
**D	BELLSOUTH CORP RFA VERA TRUST	11.763	11.763	11.763
**D	DREYFUS GLOBAL EQUITY INCOME FUND	145.889	145.889	145.889
**D	DREYFUS INTERNATIONAL STOCK INDEX FUND	17.074	17.074	17.074
**D	FPCF SSGA MSCI WORLD EXUS	5.725	5.725	5.725
**D	FPCF WINTON GLOBAL	950	950	950
**D	FPCF SSGA EDHEC	1.766	1.766	1.766
**D	MNVF SSGA INTL EQUITY	2.252	2.252	2.252
**D	NHFE ARTISAN PARTNERS	69.353	69.353	69.353
**D	SHELL PENSION TRUST	21.785	21.785	21.785
**D	DRMA LTD	18.349	18.349	18.349



Azionisti: 851 Teste: 2  
 Azionisti in proprio: 1 Azionisti in delega: 850

## LISTA ESITO DELLE VOTAZIONE

Oggetto: Autorizzazione acquisto/alienazione azioni proprie

## CONTRARI

Badge	Ragione Sociale	Proprrio	Delega	Totale
**D	ATANDT UNION WELFARE BENEFIT TRUST	6.043	6.043	6.043
**D	WF AUTO CLUB INSURANCE ASSOCIATION	29.146	29.146	29.146
**D	C9W CITW FD PARAMETRIC	849	849	849
**D	RHODE ISLAND EMPLOYEES RETIREMENT SYSTEMS POOLED TRUST	15.277	15.277	15.277
**D	UFJF MCM MSCI WORLD FD	5.007	5.007	5.007
**D	PUBLIC EMPLOYEE RETIREMENT SYSTEM OF IDAHO	20.874	20.874	20.874
**D	PDBF NUVEEN	130.340	130.340	130.340
**D	PCGF PG E QUALIFIED PANAGORA EAFE	11.077	11.077	11.077
**D	CZ AANDELEN SSGA	4.496	4.496	4.496
**D	ACHMEA POOLS FC AWW	24.814	24.814	24.814
**D	NBK SSGA EQ 2	15.089	15.089	15.089
**D	NBK UBS EQ	6.177	6.177	6.177
**D	LRFK KLEINWORT BENSON	32.406	32.406	32.406
**D	BNYMTCIL FT GBL ALPHADEX UCITS ETF	80	80	80
**D	QSBF ARTISAN INTL GROWTH	15.033	15.033	15.033
**D	COUNTY EMPLOYEES ANNUITY AND BENEFIT FUND OF COOK COUNTY	16.964	16.964	16.964
**D	US BK AK STEEL CORP MSTR PEN TR AT	40.946	40.946	40.946
**D	US BK BROOKFIELD GLB LST INF IN FD	222.800	222.800	222.800
**D	USBK BROOKFIELD GBL LIS INFRAS FD	177.000	177.000	177.000
**D	US BANKAK STEEL MASTER PENS TRR	14.100	14.100	14.100
**D	US BANK TAX EXEMPT OMNI REP NONRECC	777	777	777
**D	USBK BROOKFIELD REAL ASSETS SEC FD	19.400	19.400	19.400
**D	USBK REGIONAL TRANSPORTATION DSPP	738	738	738
**D	USBK AHAI RHUMBLINE ADVISERS	757	757	757
**D	USBK AMERICAN HEART ASSOCIATION INC	905	905	905
**D	MSV JP MORGAN	38.544	38.544	38.544
**D	AP7 EQUITY FUND	376.898	376.898	376.898
**D	ALASKA PERMANENT FUND CORPORATION	290.020	290.020	290.020
**D	ALASKA PERMANENT FUND CORPORATION	364	364	364
**D	BPS LEGAL AND GENERAL EUR BPSLGEUR	61.029	61.029	61.029
**D	1217 APG DME INDUSTR	177.486	177.486	177.486
**D	1253 APG DME CORE EU	333.075	333.075	333.075
**D	2054 APG DME BLACKR	308.152	308.152	308.152
**D	SSGA GLOBAL TEMC STRAT POOL	7.753	7.753	7.753
**D	VIRGINIA RETIREMENT SYSTEM	265.733	265.733	265.733
**D	PANAGORA RISK PARITY MULTI ASSET MASTER FUND LTD	5.729	5.729	5.729
**D	MIDDLETOWN WORKS HOURLY AND SALARIED UNION RETIREES HEALTH CARE FUND	1.859	1.859	1.859
**D	CPZ COP SERS ARTISAN PARTNERS LP	149.460	149.460	149.460
**D	CPZ COP SERS MCM MSCI WORLD X US	82.836	82.836	82.836
**D	LOUISIANA STATE ERS MSCI EXUS INDEX	1	1	1
**D	NV PERS MELLON CAPITAL INDEX	142.442	142.442	142.442
**D	NV PERS SSGA EAFE INDEX	78.841	78.841	78.841
**D	UPMC BMO PENSION	2.580	2.580	2.580

Azionisti:  
Azionisti in proprio:851 Teste:  
1 Azionisti in delega:2  
850


Pagina 8

LISTA ESITO DELLE VOTAZIONE

Oggetto: Autorizzazione acquisto/alienazione azioni proprie

CONTRARI

Badge	Ragione Sociale	Proprio	Delega	Totale
**D	UPMC BMO FCP		2.433	2.433
**D	UPMC BMO		2.255	2.255
**D	POOL RE JPM REI EQUITY		10.792	10.792
**D	POOL RE L AND G MSCI EQ		3.160	3.160
**D	PENN SERIES DEV INTL INDEX FUND		3.039	3.039
**D	PHC SSGA EQ		40.042	40.042
**D	BROOKFIELD REAL ASSETS INCOME FUND INC		81.900	81.900
**D	PENSION RESERVES INVESTMENT TRUST FUND		142.064	142.064
**D	BELL ATLANTIC MASTER TRUST		26.255	26.255
**D	VERA PARTNERSHIP N L P		12.511	12.511
**D	VOYA INTERNATIONAL CORE FUND		2.488	2.488
**D	DUKE ENERGY QUALIFIED NUCLEAR DECOMMISSIONING		3.463	3.463
**D	LINCOLN VARIABLE INSURANCE PRODUCTS TRUST LVIP SSGA DEVELOPED INTERNATIONAL 150 FUND		238.096	238.096
**D	LINCOLN VARIABLE INSURANCE PRODUCTS TRUST LVIP SSGA INTERNATIONAL INDEX FUND		80.622	80.622
**D	MERCY INVESTMENT SERVICES INC		6.746	6.746
**D	AGI PPI NR 30 HEL 1482 03 5601 SPK		7.386	7.386
**D	AGI VGI 1 DIV QUA 8477 25 6338 SPK		10	10
**D	AGI VGL RCM S VAL 8478 10 6359 SPK		1.850	1.850
**D	AGI PV WS RCM VAL 8490 06 5209 SPK		320	320
**D	AGI VKA RCM S VAL 8502 10 6376 SPK		980	980
**D	PUBLIC EMPLOYEES RETIREMENT ASSOCIATION OF NEW MEXICO		26.693	26.693
**D	BOARD OF PENSIONS OF THE EVANGELICAL LUTHERAN CHURCH IN AMERICA		12.531	12.531
**D	THE STATE OF CONNECTICUT ACTING THROUGH ITS TREASURER		68.494	68.494
**D	INTERNATIONAL BANK FOR RECONSTRUCTION AND DEVELOPMENT		26.833	26.833
**D	ADVANCED SERIES TRUST AST ACADEMIC STRATEGIES ASSET ALLOCATION PORTFOLIO		2.945	2.945
**D	MACQUARIE GLOBAL INFRASTRUCTURE TOTAL RETURN FUND INC		16.814	16.814
**D	ENERGY INSURANCE MUTUAL LIMITED		343.688	343.688
**D	FGT FRK GLOBAL LSTD INFRASTRUCT FD		3.239	3.239
**D	PIONEER INVESTMENT MANAGEMENT SGRPA / AZIONARIO CRESCITA		54.605	54.605
**D	ELEVA UCITS FUND-ELEVA ABSOLU.		314.991	314.991
**D	ELEVA UCITS FUND-ELEVA ABSOLUT		1.341.900	1.341.900
**D	TRUST AND CUSTODY SERVICES B.		34.200	34.200
**D	TRUST + CUSTODY SERVICES BANK,		5.200	5.200
**D	TRUST AND CUSTODY SERVICES BAN		161.537	161.537
**D	NUVEN GLOBAL INVESTORS FUND P		43.237	43.237
**D	ARRCO LONG TERME B		47.729	47.729
**D	ARRCO LONG TERME E		70.898	70.898
**D	METROPOLE GESTION		33.862	33.862
**D	IXIS FLAMME		362.400	362.400
**D	OFI MARKET NEUTRAL EQUITY		27.939	27.939
**D	OFI AM		38.565	38.565
**D	MAAF ASSURANCES SA		14.332	14.332
**D			319.200	319.200



## LISTA ESITO DELLE VOTAZIONE

Oggetto: Autorizzazione acquisto/alienazione azioni proprie

## CONTRARI

Badge	Ragione Sociale	Proprio	Delega	Totale
**D	PROTEC BTP	7.020	7.020	7.020
**D	LA BANQUE POSTALE ASSET MANAGE	20.000	20.000	20.000
**D	PIONEER FUNDS - ITALIAN EQUITY	88.679	88.679	88.679
**D	PIONEER FUNDS-GLOBAL EQ.TARG.I	797.124	797.124	797.124
**D	PIONEER ASSET MANAGEMENT S.A	2.100.341	2.100.341	2.100.341
**D	PIONEER STRUCT.SOL.F.P.CED 09	81.350	81.350	81.350
**D	PSF-DIV TARGET INC 112021	7.300	7.300	7.300
**D	PIONEER STRUCT.SOL.F.PR.CED 03	35.190	35.190	35.190
**D	PIONEER STRUCT.SOL.F.PR.CED 11	57.090	57.090	57.090
**D	PIONEER STRUCT.SOL.F.PROG.CED02	32.840	32.840	32.840
**D	PIONEER STRUCT.S.F.PR.C 032021	37.760	37.760	37.760
**D	PIONEER STR.SOL.F.PROG.CED 05	38.780	38.780	38.780
**D	PIONEER STR.S.PROG.CED 06 PIM	28.200	28.200	28.200
**D	PIONEER ST.S.F.PROG.CED 08 PIM	14.800	14.800	14.800
**D	PSSF PROGE CEDOLA 09 2021 PIM	23.130	23.130	23.130
**D	PIONEER S.F-DIVERSIFIED TARG.I	7.700	7.700	7.700
**D	PSSF PROGETTO CED 11 2021 PIM	19.600	19.600	19.600
**D	PSSF PROGETTO CED 12 2021 PIM	15.720	15.720	15.720
**D	PSSF PROGETTO CED 02 2022 PIM	33.550	33.550	33.550
**D	AEGON CUSTODY B.V	88.279	88.279	88.279
**D	AHL DIRECTIONAL EQUITIES MASTER LIMITED	33.437	33.437	33.437
**D	AHL EVOLUTION LTD SHARMAINE BERKELEY ARGONAUT LTD	774.259	774.259	774.259
**D	AHL GENESIS LIMITED	13.230	13.230	13.230
**D	AVIVA INVESTORS INTERNATIONAL INDEX TRACKING FUND	14.066	14.066	14.066
**D	BERESFORD FUND PLC	92.562	92.562	92.562
**D	CBOSC ATF CW BK GRP SUP WGSS08	8.520	8.520	8.520
**D	FIDANTE PARTNERS LIMITED	261.960	261.960	261.960
**D	GMO COMPLETION FUND MASTER PORTFOLIO A SERIES OF GMO OFFSHORE MASTER PORTFOLIO V LTD	3.876	3.876	3.876
**D	IRISH LIFE ASSURANCE.	245.457	245.457	245.457
**D	IRISH LIFE ASSURANCE PLC	86.236	86.236	86.236
**D	JANUS CAPITAL FUNDS PLC.	8.666	8.666	8.666
**D	JOHN HANCOCK FUNDS II INTERNATIONAL STRATEGIC EQUITY ALLOCATION FUND	38.532	38.532	38.532
**D	JOHN HANCOCK VARIABLE INSURANCE TRUST INTERNATIONAL EQUITY INDEX TRUST	9.814	9.814	9.814
**D	LEGAL AND GENERAL	92.721	92.721	92.721
**D	LEGAL AND GENERAL ASSURANCE PENSIONS MANAGEMENT LIMITED	6.210.524	6.210.524	6.210.524
**D	LEGAL AND GENERAL ASSURANCE SOCIETY LIMITED	4.575	4.575	4.575
**D	LEGAL AND GENERAL COLLECTIVE INVESTMENT TRUST.	151.864	151.864	151.864
**D	MACQUARIE INVESTMENT MANAGEMENT LIMITED	287.824	287.824	287.824
**D	NATIONAL COUNCIL FOR SOCIAL SECURITY FUND,	2.510	2.510	2.510
**D	NUMERIC MULTI STRATEGY MARKET NEUTRAL LEVERED OFFSHORE FUND LIMITED	460	460	460
**D	NUMERIC SOCIALLY AWARE MULTI STRATEGY FUND LTD	5.780	5.780	5.780
**D	PINEBRIDGE FUND SERIES PINEBRIDGE EUROPE EQUITY FUND	68.649	68.649	68.649
**D	STICHTING MN SERVICES AANDELENFONDS EUROPA.	10.924	10.924	10.924

Azionisti:

851

Teste:

2

Azionisti in proprio: 1

Azionisti in delega: 850

Pagina 10



LISTA ESITO DELLE VOTAZIONE

Oggetto: Autorizzazione acquisto/alienazione azioni proprie

CONTRARI

Badge	Ragione Sociale	Proprio	Delega	Totale
**D	STICHTING PENSIOENFONDS METAAL		61.128	61.128
**D	STICHTING PENSIOENFONDS METAAL EN T MN SERVICES		62.803	62.803
**D	STICHTING PGM DEPOSITORY		674.493	674.493
**D	THE NOMURA TRUST AND BANKING CO. LTD		9.852	9.852
**D	VICTORY CEMP INTERNATIONAL HIGH DIV VOLATILITY WTD INDEX ETF		11.506	11.506
**D	VICTORY CEMP MARKET NEUTRAL INCOME FUND		4.495	4.495
**D	VISION POOLED SUPERANNUATION TRUST		1.021	1.021
**D	MLC INVESTMENTS, MLC LIMITED		12.111	12.111
**D	UBS FUND MANAGEMENT (SWITZERLAND) AG.		186.337	186.337
**D	UBS (LUX) STRATEGY XTRA SICAV		1.311	1.311
**D	UBS FUND MANAGEMENT (LUXEMBOURG) SA		905	905
**D	UBS GLOBAL SOLUTIONS - GLOBAL EQUITIES EUR		8.028	8.028
**D	AQR ORACLE FUND LP		319	319
**D	NUMERIC ABS RETURN FD LP		7.750	7.750
**D	AQR CHURCHILL MASTER ACCOUNT LP		4.769	4.769
**D	NUMERIC MULTI STRATEGY MARKET NEUTRAL LEVERED OFFSHORE FUND LTD		15.930	15.930
**D	UBSGLOBAL HIGH CONVICTION		7.943	7.943
**D	NOVARTIS CORPORATION PENSION MASTER TRUST		8.564	8.564
**D	LEGG MASON DEVELOPED EX-US DIVERSIFIED CORE ETF		419	419
**D	BEAUMONT HEALTH MASTER RETIREMENT TRUST		4.310	4.310
**D	WILLIAM BEAUMONT HOSPITAL		3.835	3.835
**D	ARKWRIGHT, LLC		5.464	5.464
**D	SYLVAN PARTNERS, LLC		429	429
**D	JOHN HANCOCK VAR INS TRUST STRATEGIC EQUITY ALLOCATION TRUST		112.443	112.443
**D	JOHN HANCOCK FUNDS II STRATEGIC EQUITY ALLOCATION FUND		70.197	70.197
**D	BMO DISCIPLINED INTERNATIONAL EQUITY FUND		5.821	5.821
**D	INTERNATIONAL EXPATRIATE BENEFIT MASTER TRUST		2.104	2.104
**D	GOLDMAN SACHS TRST II-GOLDMAN SACHS MULTI-MNGR GLOBAL EQT FUND		1.035	1.035
**D	INTERNATIONAL MONETARY FUND		8.659	8.659
**D	ALLIANZ GLOBAL INVESTORS GMBH FOR DBI-FONDS ANDUS		49.700	49.700
**D	JOHN HANCOCK LIFE AND HEALTH INSURANCE COMPANY		19.762	19.762
**D	THE MASTER TRUST BK OF JP LTD: HITACHI FOREIGN EQ INDEX ME		8.442	8.442
**D	IBM RETIREMENT PLAN		2.891	2.891
**D	STRATEGIC ACTIVE TRADING FUNDS PLC		11.226	11.226
**D	JP TR SERV BK LTD ATF MATB MSCI KOKUSAI INDEX MOTHER F		9.083	9.083
**D	THE MASTER TR BK OF JAPAN LTD ATF MORGAN STANLEY GL INFR MTH F		2.961	2.961
**D	AXA IM SMART MATCHING SOLUTIONS PUBLIC LIMITED COMPANY		7.500	7.500
**D	ALPS INTERNATIONAL SECTOR DIVIDEND DOGS ETF		170.744	170.744
**D	ALPINE GLOBAL INFRASTRUCTURE FUND		131.000	131.000
**D	THE MASTER TR BK OF JP LTD ATF INVESCO DEV COUNT EQ INDEX M F		43	43
**D	AQR INTERNATIONAL EQUITY EDGE FUND, L.P.		51	51
**D	AXA INVESTMENT MANAGERS DEUTSCHLAND GMBH FOR AXA EUROPA		1.800	1.800
**D	AXA ROSENBERG EQUITY ALPHA TRUST		85.900	85.900



Azionisti: 851 Teste: 2  
 Azionisti in proprio: 1 Azionisti in delega: 850

## LISTA ESITO DELLE VOTAZIONE

Oggetto: Autorizzazione acquisto/alienazione azioni proprie

## CONTRARI

Badge	Ragione Sociale	Proprio	Delega	Totale
**D	STATE OF ALASKA RETIREMENT AND BENEFITS PLANS	67.100	67.100	67.100
**D	UNITED TECHNOLOGIES CORPORATION EMPLOYEE SAVINGS PLAN	27.320	27.320	27.320
**D	THE WALT DISNEY COMPANY RETIREMENT PLAN MASTER TRUST	5.432	5.432	5.432
**D	BROOKFIELD REAL ASSETS HYBRID MASTER FUND L.P	15.200	15.200	15.200
**D	MET INVESTORS SERIES TRUST- SCHROEDERS GLOBAL MULTI-ASSET PTF	13.367	13.367	13.367
**D	UAW RETIREE MEDICAL BENEFITS TRUST	227.844	227.844	227.844
**D	CENTRAL PROVIDENT FUND BOARD	4.816	4.816	4.816
**D	DESJARDINS GLOBAL INFRASTRUCTURE FUND	257.832	257.832	257.832
**D	DESJARDINS GLOBAL BALANCED STRATEGIC INCOME FUND	8.493	8.493	8.493
**D	CALVERT VP EAFE INTERNATIONAL INDEX PORTFOLIO	4.209	4.209	4.209
**D	CALVERT RESP INX SRS, INC.-CLVRT DVD MKTIS EX-U.S. RSP INX FD	1.470	1.470	1.470
**D	CAISSE DE DEPOT ET PLACEMENT DU QUEBEC	826.511	826.511	826.511
**D	THE REGENTS OF THE UNIVERSITY OF CALIFORNIA	111.595	111.595	111.595
**D	VALIC COMPANY I - GLOBAL SOCIAL AWARENESS FUND	7.576	7.576	7.576
**D	ALLIANZGI EUROPE EQUITY DIVIDEND FUND	6.780	6.780	6.780
**D	SAN JOSE FEDERATED RETIREE HEALTH CARE TRUST FUND	4.987	4.987	4.987
**D	FDP GLOBAL DIVIDEND EQUITY PRIVATE PORTFOLIO	21.704	21.704	21.704
**D	LAND BK OF TW IN ITS CAP AS MSTR CUS OF FR TEM SIN M-A INC B F	6.993	6.993	6.993
**D	BROOKFIELD GLOBAL REAL ASSET FUND	3.700	3.700	3.700
**D	TRANSAMERICA JPMORGAN TACTICAL ALLOCATION VP	10.448	10.448	10.448
**D	TANGERINE DIVIDEND PORTFOLIO	1.394	1.394	1.394
**D	TANGERINE BALANCED INCOME PORTFOLIO	829	829	829
**D	TANGERINE BALANCED PORTFOLIO	5.242	5.242	5.242
**D	TANGERINE BALANCED GROWTH PORTFOLIO	4.518	4.518	4.518
**D	TANGERINE EQUITY GROWTH PORTFOLIO	4.000	4.000	4.000
**D	MM SELECT EQUITY ASSET FUND	9.482	9.482	9.482
**D	MM MSCI EAFE INTERNATIONAL INDEX FUND	8.617	8.617	8.617
**D	SPDR S+P GLOBAL DIVIDEND ETF	51.950	51.950	51.950
**D	INTECH GLOBAL ALL COUNTRY ENHANCED INDEX FUND LLC	30	30	30
**D	SEASONS SERIES TRUST INTERNATIONAL EQUITY PORTFOLIO	6.844	6.844	6.844
**D	SUNAMERICA SERIES TRUST- SA SCHROEDERS VCP GLO ALLOC PORTFOLIO	5.623	5.623	5.623
**D	SUNAMERICA SERIES TRUST - SA INTERNATIONAL INDEX PORTFOLIO	7.342	7.342	7.342
**D	STATE STREET GLOBAL EQUITY EX-US INDEX PORTFOLIO	21.329	21.329	21.329
**D	STATE STREET INTERNATIONAL DEVELOPED EQUITY INDEX PORTFOLIO	71.762	71.762	71.762
**D	INVESCO GLOBAL INFRASTRUCTURE FUND	13.681	13.681	13.681
**D	KP INTERNATIONAL EQUITY FUND	7.553	7.553	7.553
**D	RHUMBLINE INTERNATIONAL POOLED INDEX TRUST	2.914	2.914	2.914
**D	SPDR MSCI EAFE FOSSIL FUEL FREE ETF	1.110	1.110	1.110
**D	SPDR MSCI WORLD QUALITY MIX ETF	152	152	152
**D	SPDR MSCI ACWI LOW CARBON TARGET ETF	3.522	3.522	3.522
**D	MARYLAND STATE RETIREMENT & PENSION SYSTEM	294.463	294.463	294.463
**D	ALLIANZ GLOBAL INVESTORS GMBH FOR ALLIANZ EUROPAVISION	179.200	179.200	179.200
**D	MERCER QIF CCF	72.616	72.616	72.616

LISTA ESITO DELLE VOTAZIONE

Oggetto: Autorizzazione acquisto/alienazione azioni proprie

CONTRARI

Badge	Ragione Sociale	Proprio	Delega	Totale
**D	MERCER OLF FUND PLC		5.481	5.481
**D	MGI FUNDS PLC		20.945	20.945
**D	MORGAN STANLEY INST F INC. SELECT GLB INFRA STRUCTURE PTF		202.496	202.496
**D	MORGAN STANLEY INSTITUTIONAL FUND INC MULTI- ASSET PORTFOLIO		33.306	33.306
**D	MORGAN STANLEY INSTITUTIONAL FUND TR- GL MULTI-ASSET INC PTF		1.837	1.837
**D	MORGAN STANLEY INSTITUTIONAL FUND TR- GL MULTI-ASSET INC PTF		1.323	1.323
**D	MET INVESTORS SERIES TRUST- PANAGORA GLO DIVERSIFIED RISK PTF		1.681	1.681
**D	DEUTSCHE BANK-ONSHORE		135.587	135.587
**D	CITY OF NEW YORK GROUP TRUST		125.504	125.504
**D	DIVERSIFIED REAL ASSET CIT		8.065	8.065
**D	INTEL CORPORATION RETIREE MEDICAL PLAN TRUST		19.644	19.644
**D	GOV OF HM THE SULTAN AND YANG DI-PEKTUAN OF BRUNEI DARUSSALAM		138.755	138.755
**D	PEOPLE'S BANK OF CHINA		288.005	288.005
**D	PEOPLE'S BANK OF CHINA		126.323	126.323
**D	FLOURISH INVESTMENT CORPORATION		50.112	50.112
**D	FEDERATED CITY EMPLOYEES RETIREMENT SYSTEM		1.160	1.160
**D	BANK OF KOREA		13.118	13.118
**D	BIMCOR GLOBAL EQUITY POOLED FUND		14.500	14.500
**D	SANOFI-AVENTIS US PENSION TRUST		773	773
**D	BANK OF KOREA		9.344	9.344
**D	SSGA MSCI ACWI EX-USA INDEX NON-LENDING DAILY TRUST		4.245	4.245
**D	STATE STREET IRELAND UNIT TRUST		1.522.602	1.522.602
**D	SSGA SPDR ETFS EUROPE I PUBLIC LIMITED COMPANY		69.480	69.480
**D	SSGA SPDR ETFS EUROPE II PUBLIC LIMITED COMPANY		3.949	3.949
**D	SIR DAVID TRENCH FUND FOR RECREATION		8.348	8.348
**D	SUNSUPER SUPERANNUATION FUND		19.580	19.580
**D	PINEBRIDGE GLOBAL FUNDS		2.369	2.369
**D	UBS (IRL) ETF PLC		7.003	7.003
**D	WINTON UCITS FUNDS PLC		27.007	27.007
**D	WELLS FARGO BK DECL OF TR EST INV FUNDS FOR EMPLOYEE BEN TR		13.617	13.617
**D	WELLS FARGO DIVERSIFIED INTERNATIONAL FUND		22.000	22.000
**D	WELLS FARGO MASTER TRUST DIVERSIFIED STOCK PORTFOLIO		52.090	52.090
**D	WELLS FARGO MASTER TRUST INTERNATIONAL GROWTH PORTFOLIO		6.709	6.709
**D	WISDMTREE ISSUER PUBLIC LIMITED COMPANY		8.137	8.137
**D	DIVERSIFIED MARKETS (2010) POOLED FUND TRUST		180.037	180.037
**D	WASHINGTON STATE INVESTMENT BOARD		14.501	14.501
**D	WEB INVESTMENTS (PUBLIC EQUITIES) POOLED FUND TRUST		253	253
**D	WISDMTREE DYNAMIC CURRENCY HEDGED EUROPE EQUITY FUND		21.927	21.927
**D	WISDMTREE DYNAMIC CURRENCY HEDGED INTRNL EQUITY FUND		25.408	25.408
**D	WISDMTREE DEFA EQUITY INCOME FUND		50.417	50.417
**D	WISDMTREE INTERNATIONAL EQUITY FUND		3.137	3.137
**D	WISDMTREE GLOBAL HIGH DIVIDEND FUND		67.349	67.349
**D	WISDMTREE INTERNATIONAL DIVIDEND EX-FINANCIALS FUND		32.054	32.054
**D	WISDMTREE INTERNATIONAL LARGE CAP DIVIDEND FUND			



## LISTA ESITO DELLE VOTAZIONE

Oggetto: AutORIZZAZIONE acquisto/alienazione azioni proprie

## CONTRARI

Badge	Ragione Sociale	Proprio	Delega	Totale
***D	WISDOMTREE EUROPE LOCAL RECOVERY FUND		433	433
***D	NEW YORK STATE TEACHERS RETIREMENT SYSTEM		161.934	161.934
***D	NEW YORK STATE TEACHERS RETIREMENT SYSTEM		11.884	11.884
***D	MANULIFE ASSET MANAGEMENT INTERNATIONAL EQUITY INDEX POOLED F		10.986	10.986
***D	SS BK AND TRUST COMPANY INV FUNDS FOR TAXEXEMPT RETIREMENT PL		1.884.483	1.884.483
***D	SSGA EAFE INDEX PLUS NON-LENDING COMMON TRUST FUND		575	575
***D	SSGA RUSSELL FD GL EX-US INDEX NONLENDING OP COMMON TRUST FUND		3.759	3.759
***D	SSGA FTSE RAFI DEVELOPED 1000 INDEX NON-LENDING COMMON TR F		8.159	8.159
***D	GSO ADGM III COMMON CONTRACTUAL FUND		1.899	1.899
***D	STATE STREET SP GLO INFRA INDEX NON-LENDING COMMON TRUST FUND		337.687	337.687
***D	SSGA MSCI EUROPE SCREENED INDEX NON-LENDING COMMON TRUST FUND		46.312	46.312
***D	MSCI EAFE PROV SCREENED INDEX NON - LENDING COMMON TR FUND		6.533	6.533
***D	GLOBAL ADVANTAGE FUNDS - MAJOR MARKETS TEILFONDS		1.333	1.333
***D	STATE STREET GLOBAL ADVISORS LUXEMBOURG SICAV		216.740	216.740
***D	AXA WORLD FUNDS		441.500	441.500
***D	ALLIANZ GLOBAL INVESTORS FUND		3.461.790	3.461.790
***D	KIEGER FUND I		772	772
***D	SELECT INDEX SERIES		5.748	5.748
***D	UBS ETF		532.703	532.703
***D	ISHARES MSCI ACWI LOW CARBON TARGET ETF		10.082	10.082
***D	TEACHERS' RETIREMENT SYSTEM OF THE STATE OF ILLINOIS		33.783	33.783
***D	IBM 401K PLUS PLAN		70.175	70.175
***D	STATE OF ALASKA RETIREMENT AND BENEFITS PLANS		17.010	17.010
***D	VALIC COMPANY I-INTERNATIONAL EQUITIES FUND		29.759	29.759
***D	STATE OF MINNESOTA		20.030	20.030
***D	JOHN HANCOCK INSURANCE COMPANY OF VERMONT		1.943	1.943
***D	SPDR MSCI ACWI EX-US ETF		62.646	62.646
***D	SPDR S+P INTERNATIONAL DIVIDEND ETF		573.594	573.594
***D	SPDR S&P GLOBAL INFRASTRUCTURE ETF		218.040	218.040
***D	SPDR S4P WORLD (EX-US) ETF		17.719	17.719
***D	SPDR S+P INTERNATIONAL INDUSTRIAL SECTOR ETF		3.052	3.052
***D	THE UNIVERSAL INSTITUTIONAL FUNDS, INC. GLOBAL INFRASTR PTF		51.816	51.816
***D	MORGAN STANLEY INSTITUTIONAL FD TR - GLOBAL STRATEGIST PTF		33.544	33.544
***D	THE UNIVERSAL INST F INC - GLOBAL STRATEGIST PORTFOLIO		11.498	11.498
***D	TEACHER RETIREMENT SYSTEM OF TEXAS		207.821	207.821
***D	NOMURA ASSET MANAGEMENT INSTITUTIONAL GLOBAL TRUST		16.000	16.000
***D	COMMON TRUST ITALY FUND		402.064	402.064
***D	GE INVESTMENTS FUNDS, INC. - TOTAL RETURN FUND		13.697	13.697
***D	MANAGED PENSION FUNDS LIMITED		25.498	25.498
***D	THE TRUSTEES OF CONOCOPHILIPS PENSION PLAN		15.150	15.150
***D	FAMILY INVESTMENTS CHLD TRUST FUND		14.769	14.769
***D	FAMILY INVESTMENTS GLOBAL ICVC FAMILY BALANCED INT FUND		13.284	13.284
***D	HSBC AS TRUSTEE FOR SSGA EUROPE EX UK EQUITY TRACKER FUND		387.858	387.858

## LISTA ESITO DELLE VOTAZIONE

Oggetto: Autorizzazione acquisto/alienazione azioni proprie

## CONTRARI

Badge	Ragione Sociale	Proprio	Delega	Totale
**D	CUMBRIA LOCAL GOVERNMENT PENSION SCHEME		35.343	35.343
**D	MULTI-MANAGER ICVC - MULTI-MANGER INTERNATIONAL EQUITY FUND		58.593	58.593
**D	NGAM INVESTMENT FUNDS U.K. ICVC - SEEBOND FACT + EU EX UK EQ F		494	494
**D	THE TRUSTEES OF SAL PENSION SCHEME		3.990	3.990
**D	STATE STREET INTERNATIONAL EQUITIES INDEX TRUST		19.790	19.790
**D	SPDR S+P WORLD EX AUSTRALIA FUND		2.423	2.423
**D	SPDR S+P GLOBAL DIVIDEND FUND		36.342	36.342
**D	CHRISTIAN SUPER		1.178	1.178
**D	CHRISTIAN SUPER		3.191	3.191
**D	STATE STREET INT EQTS INDEX TRUST EX TOBACCO EX CONTR WEAPONS		2.804	2.804
**D	STATE PUBLIC SECTOR SUPERANNUATION SCHEME		15.136	15.136
**D	AXA IM ACWI SMARTBETA EQUITY FUND		3.500	3.500
**D	UBS IQ MSCI WORLD EX AUSTRALIA ETHICAL ETF		309	309
**D	UBS IQ MSCI EUROPE ETHICAL ETF		282	282
**D	THE TRUSTEES OF BP PENSION FUND		7.545	7.545
**D	AMERGEN CLINTON NUCLEAR POWER PLANT NONQUALIFIED FUND		1.302	1.302
**D	COMBUSTION ENGINEERING 524 (G) ASBESTOS PI TRUST		882	882
**D	CHURCH OF ENGLAND INVESTMENT FUND FOR PENSIONS		9.659	9.659
**D	THE NORTHERN TRUST COMPANY SUB-ADVISED COLLECTIVE FUNDS TRUST		344.557	344.557
**D	NORTHERN FUNDS INTERNATIONAL GROWTH EQUITY FUND		11.682	11.682
**D	ACORN 1998 TRUST		326	326
**D	EXELON PEACH BOTTOM UNIT 1 QUALIFIED FUND		516	516
**D	EXELON FITZPATRICK NONQUALIFIED FUND		4.360	4.360
**D	EXELON FITZPATRICK QUALIFIED FUND		290	290
**D	FORD MOTOR COMPANY DEFINED BENEFIT MASTER TRUST		16.420	16.420
**D	JTW TRUST NO. 3 UAD 9/19/02		2.315	2.315
**D	JTW TRUST NO. 1 UAD 9/19/02		1.117	1.117
**D	JTW TRUST NO. 4 UAD 9/19/02		2.817	2.817
**D	JTW TRUST NO. 2 UAD 9/19/02		1.217	1.217
**D	MICHIGAN CATHOLIC CONFERENCE MASTER PENSION TRUST		2.800	2.800
**D	PLEIADES TRUST		1.961	1.961
**D	PITZER COLLEGE		361	361
**D	HRW TESTAMENTARY TRUST NO 3		2.073	2.073
**D	HRW TESTAMENTARY TRUST NO 1		2.573	2.573
**D	HRW TRUST NO 2 UAD 01/17/03		1.676	1.676
**D	HRW TESTAMENTARY TRUST NO. 10		998	998
**D	HRW TRUST NO 1 UAD 01/17/03		2.382	2.382
**D	WHEELS COMMON INVESTMENT FUND		23.864	23.864
**D	HRW TESTAMENTARY TRUST NO. 11		2.568	2.568
**D	HRW TESTAMENTARY TRUST NO 6		2.099	2.099
**D	HRW TESTAMENTARY TRUST NO 4		2.041	2.041
**D	HRW TESTAMENTARY TRUST NO. 9		3.101	3.101
**D	HRW TESTAMENTARY TRUST NO. 8		2.472	2.472



## LISTA ESITO DELLE VOTAZIONE

Oggetto: Autorizzazione acquisto/alienazione azioni proprie

## CONTRARI

Badge	Ragione Sociale	Proprio	Delega	Totale
**D	HRW TESTAMENTARY TRUST NO 2		1.679	1.679
**D	HRW TESTAMENTARY TRUST NO. 7		2.729	2.729
**D	HRW TRUST NO 4 UAD 01/17/03		1.152	1.152
**D	HRW TESTAMENTARY TRUST NO 5		2.158	2.158
**D	HRW TESTAMENTARY TRUST NO. 12		1.697	1.697
**D	HRW TRUST NO 3 UAD 01/17/03		1.152	1.152
**D	EXELON CORPORATION NUCLEAR DECOMMISSION TRUST - NON TAX QUAL		327	327
**D	BANK OF BOTSWANA		3.304	3.304
**D	CHEVRON MASTER PENSION TRUST		17.206	17.206
**D	CHEVRON UK PENSION PLAN		64.479	64.479
**D	GENERAL PENSION AND SOCIAL SECURITY AUTHORITY		12.215	12.215
**D	HONG KONG SAR GOVERNMENT EXCHANGE FUND		394.518	394.518
**D	CARNELIAN INVESTMENT MANAGEMENT LLC		14.733	14.733
**D	STATES OF JERSEY COMMON INVESTMENT FUND		3.337	3.337
**D	DYNASTY INVEST, LTD		813	813
**D	DFI LP EQUITY (PASSIVE)		461	461
**D	FIDDLER PARTNERS LLC		617	617
**D	INTERNATIONAL EQUITY FUND		6.209	6.209
**D	THE JBUT MASTER INVESTMENT PARTNERSHIP LLP		1.221	1.221
**D	NTGI-QM COMMON DAILY EAFE INDEX FUND - NON LENDING		44.401	44.401
**D	LAKE AVENUE INVESTMENTS, LLC		8.462	8.462
**D	LEGAL & GENERAL MSCI EAFE FUND, LLC		16.913	16.913
**D	LTW GROUP HOLDINGS, LLC		5.157	5.157
**D	LTW INVESTMENTS LLC		9.311	9.311
**D	LOY PARTNERSHIP, LLC		1.217	1.217
**D	MF INTERNATIONAL FUND LLC		805	805
**D	OHANA HOLDINGS LLC		48.800	48.800
**D	OMEGA FFIP LIMITED PARTNERSHIP		1.398	1.398
**D	CINDY SPRINGS, LLC		2.710	2.710
**D	NTGI-QM COMMON DAILY ALL COUNWD EX-US INV MKT INDEX F NONLEND		10.991	10.991
**D	RDM LIQUID LLC		3.494	3.494
**D	ROTHKO ALL COUNTY WORLD EX-US EQUITY FUND LP		846	846
**D	RAMI PARTNERS, LLC		7.168	7.168
**D	FCM INTERNATIONAL LLC		589	589
**D	FORTRESS INTERNATIONAL EQUITY PARTNERSHIP "C"		2.794	2.794
**D	LEGAL & GENERAL MSCI EAFE SL FUND, LLC		14.172	14.172
**D	NTGI-QM COMMON DAILY EAFE INDEX FUND - LENDING		31.252	31.252
**D	NTGI - QM COMM DAILY ALL COUNTRY WD EX-US EQ INDEX F - LEND		17.562	17.562
**D	UNITED NATIONS, ON BEHALF OF UNITED NATIONS UNIVERSITY END F		6.100	6.100
**D	INTERNATIONAL MONETARY FUND STAFF RETIREMENT PLAN		440	440
**D	UNIT NAT RELIEF AND WORKS AG FOR PALEST REF IN THE NEAR EAST		2.256	2.256
**D	NATIONAL COUNCIL FOR SOCIAL SECURITY FUND, P.R.C		64.658	64.658
**D	HAGFORS LIMITED		10.808	10.808

Azionisti:  
Azionisti in proprio:851 Teste:  
1 Azionisti in delega:2  
850

**LISTA ESITO DELLE VOTAZIONE**  
**Oggetto: Autorizzazione acquisto/alienazione azioni proprie**

**CONTRARI**

Badge	Ragione Sociale	Delega	Proprio	Totale
**D	BLUE SKY GROUP	47.515		47.515
**D	NEW ZEALAND SUPERANNUATION FUND	70.471		70.471
**D	NEW ZEALAND SUPERANNUATION FUND	11.493		11.493
**D	OIC INTERNATIONAL EQUITIES FUND	1.362		1.362
**D	QUEENSLAND INVESTMENT TRUST NO.2	5.946		5.946
**D	ACT CHIEF MINISTER, TREAS AND ECO DEV DIR SUPERANN PROV ACC	12.625		12.625
**D	GOVERNMENT EMPLOYEES SUPERANNUATION BOARD	55.774		55.774
**D	MERCER PASSIVE INTERNATIONAL SHARES FUND	8.185		8.185
**D	CSAA INSURANCE EXCHANGE	20.228		20.228
**D	HUBBELL INCORPORATED MASTER PENSION TRUST	35.759		35.759
**D	STATE OF IDAHO ENDOWMENT FUND INVESTMENT BOARD	1.245		1.245
**D	NORTHERN MULTI MANAGER GLOBAL LISTED INFRASTRUCTURE FUND	3.126.411		3.126.411
**D	MICHIGAN CATHOLIC CONFERENCE	1.365		1.365
**D	NORTHERN FUNDS - INTERNATIONAL EQUITY INDEX FUND	138.783		138.783
**D	NORTHERN TRUST GLOBAL INVESTMENTS COLLECTIVE FUNDS TRUST	845.092		845.092
**D	ST. JOSEPH HEALTH SYSTEM	1.489		1.489
**D	VOL ENPL BEN ASS OF THE NON-REPR EMPL OF SOUT CAL EDISON CO	2.429		2.429
**D	1999 VOL ENPL BEN ASS NON-REPR EMPL OF SOUT CAL EDISON CO	981		981
**D	THE TRUSTEES OF THE HENRY SMITH CHARITY	14.684		14.684
**D	TRINITY COLLEGE CAMBRIDGE	1.634		1.634
**D	BANNER HEALTH	61.100		61.100
**D	STICHTING INSTITUUT GAK	1.234		1.234
**D	1199 SEIU HEALTH CARE EMPLOYEES PENSION FUND	148.101		148.101
**D	LOCKHEED MARTIN CORPORATION MASTER RETIREMENT TRUST	24.684		24.684
**D	POLICEMEN'S ANNUITY AND BENEFIT FUND OF CHICAGO	25.265		25.265
**D	WYOMING RETIREMENT SYSTEM	5.773		5.773
**D	FORD MOTOR COMPANY OF CANADA, LIMITED PENSION TRUST	4.904		4.904
**D	HSBC INTERNATIONAL EQUITY POOLED FUND	16.346		16.346
**D	OPSEU PENSION PLAN TRUST FUND	3.465		3.465
**D	IBM DIVERSIFIED GLOBAL EQUITY FUND	10.845		10.845
**D	GARD COMMON CONTRACTUAL FUND	1.644		1.644
**D	NATIONAL WESTMINSTER BANK PLC AS TR OF JUPITER EUROP INC F	65.508		65.508
**D	THE BANK OF IRELAND STAFF PENSIONS FUND	177.853		177.853
**D	STICHTING HEINEKEN PENSIOENFONDS	30.041		30.041
**D	STICHTING PENSIOENFONDS IBM NEDERLAND	4.411		4.411
**D	STICHTING PENSIOENFONDS SAGITTARIUS	14.215		14.215
**D	LOTHIAN PENSION FUND	138.384		138.384
**D	THE TRUSTEES OF SUPERANN ARRANGEMENTS OF THE UNI OF LONDON	96.274		96.274
**D	STICHTING PENSIOENFONDS VAN DE METALEKTRO (PME)	24.091		24.091
**D	TYNE AND WEAR PENSION FUND	66.791		66.791
**D	MERSEYSIDE PENSION FUND	284.930		284.930
**D	NORTHERN TRUST UCITS COMMON CONTRACTUAL FUND	104.382		104.382
**D	COMMONWEALTH GLOBAL LISTED INFRASTRUCTURE FUND 6	1.123.199		1.123.199



## LISTA ESITO DELLE VOTAZIONE

Oggetto: Autorizzazione acquisto/alienazione azioni proprie

## CONTRARI

Badge	Ragione Sociale	Proprio	Delega	Totale
**D	COLONIAL FIRST STATE WHOLESAL	20.415	20.415	20.415
**D	HSBC UCITS COMMON CONTRACTUAL	1.171	1.171	1.171
**D	KLEINWORT BENSON INVESTORS	3.398	3.398	3.398
**D	MUNICIPAL EMPLOYEES' ANNUITY	4.147	4.147	4.147
**D	LEGAL & GENERAL GLOBAL EQUITY	1.608	1.608	1.608
**D	NAT WEST BK AS TRUSTEE OF	298.546	298.546	298.546
**D	LEGAL & GENERAL ICAV	24.572	24.572	24.572
**D	SSGA GROSS ROLL UP UNIT TRUST	3.280	3.280	3.280
**D	KLEINWORT BENSON INVESTORS	18.878	18.878	18.878
**D	NORTHERN TRUST INVESTMENT	176.257	176.257	176.257
**D	LEGAL AND GENERAL AUTHORISED	36.128	36.128	36.128
**D	LEGAL & GENERAL AUTHORISED	1.048	1.048	1.048
**D	STICHTING BEDRIJFST VOOR HET	7.576	7.576	7.576
**D	KOMMUNAL LANDSPENSJONSKASSE	11.048	11.048	11.048
**D	ABU DHABI RETIREMENT PENSIO	27.442	27.442	27.442
**D	STICHTING DOUWE EGBERTS PENS	35.938	35.938	35.938
**D	ARBEJDSMARKEDETS TILLAEGSPEN	15.792	15.792	15.792
**D	VERDIPAPIRFONDET KLP AKSJEGLO	25.628	25.628	25.628
**D	VERDIPAPIRFONDET KLP AKSJEGLO	160.922	160.922	160.922
**D	NORTHERN TRUST UCITS FGR FUND	57.877	57.877	57.877
**D	SEEYOND EUROPE MINVARIANCE	23.843	23.843	23.843
**D	LA SAUVERGARDE	468.420	468.420	468.420
**D	GMF VIE	86.614	86.614	86.614
**D	GMF ASSURANCES	350	350	350
**D	MMA IARD S.A.	208.988	208.988	208.988
**D	FIDELIA ASSISTANCE	89.044	89.044	89.044
**D	ASSISTANCE PROTECTION JURIDI	15.940	15.940	15.940
**D	MAAF VIE	300.400	300.400	300.400
**D	MAAF SANTE	392.203	392.203	392.203
**D	ASSURANCES BANQUE POPULAIRE	5.250	5.250	5.250
**D	FCP COVEA FINANCE ACTIONS	26.550	26.550	26.550
**D	COVEA FINANCE EUROPE INSTITUT	419.302	419.302	419.302
**D	FCP CAVEC METROPOLE DIVERSIF	18.800	18.800	18.800
**D	IBM FRANCE	15.096	15.096	15.096
**D	FCP BOURBON 4	292.113	292.113	292.113
**D	FCP LBPFAM ACTIONS EUROPE	70.110	70.110	70.110
**D	FCP TONI ACTIONS 100	112.000	112.000	112.000
**D	FCP TUTELAIRE ACTIONS	11.819	11.819	11.819
**D		21.774	21.774	21.774
**D		139.230	139.230	139.230
**D		21.624	21.624	21.624
**D		13.850	13.850	13.850



**LISTA ESITO DELLE VOTAZIONE**  
 **Oggetto: Autorizzazione acquisto/alienazione azioni proprie**

**CONTRARI**

Badge	Ragione Sociale	Proprio	Delega	Totale
**D	FCP VIVACCIO ACTIONS	140.778	140.778	140.778
**D	LBPAM ACTIONS MONDE	187.278	187.278	187.278
**D	SICAV LBPAM ACTIONS EURO	240.520	240.520	240.520
**D	LBPAM PROFIL 80 PEA	20.823	20.823	20.823
**D	LBPAM PROFIL 100	12.059	12.059	12.059
**D	FC CARPIMKO	35.425	35.425	35.425
**D	CONCORDE 96	20.119	20.119	20.119
**D	FCP NATIXIS IONIS	2.763	2.763	2.763
**D	ORACET	21.140	21.140	21.140
**D	FCP ECUREUIL PROFIL 90	196.118	196.118	196.118
**D	FCP CARPIMKO EUROPE	9.211	9.211	9.211
**D	FCP ABP PERP	18.093	18.093	18.093
**D	FCP RSRD DIVERSIFIE	42.235	42.235	42.235
**D	CARBP DIVERSIFIE	32.470	32.470	32.470
**D	FCP RL PREVOYANCE	15.952	15.952	15.952
**D	FCPE BIB DYNAMIQUE	10.202	10.202	10.202
**D	FCPE SAFRAN DYNAMIQUE	39.412	39.412	39.412
**D	EGEPARGNE 2	42.714	42.714	42.714
**D	FCPE HUTCHINSON ACTIONS	7.027	7.027	7.027
**D	SAFRAN MIXTE	8.245	8.245	8.245
**D	FCPE NATIXIS ES ACTIONS EURO	50.883	50.883	50.883
**D	BIB EQUILLIBRE	4.926	4.926	4.926
**D	LBPAM ACTIONS DIVIDENDES EUROPE	508.912	508.912	508.912
**D	TOTAL DIVERSIFIE EQUILIBRE ET SOLIDAIRE	9.754	9.754	9.754
**D	COVEA ACTIONS RENDEMENT	560.500	560.500	560.500
**D	SICAV COVEA FINANCE HORIZON DURABLE	51.529	51.529	51.529
**D	FCP COVEA FINANCE ACTI EUROPE	178.587	178.587	178.587
**D	FCP COVEA PATRIMOINE	53.805	53.805	53.805
**D	CROISSANCE DIVERSIFIEE	2.114	2.114	2.114
**D	CDC AD-EUROPE	28.025	28.025	28.025
**D	LXIS EURO ACTIONS	210.348	210.348	210.348
**D	FCP ECUREUIL PROFIL 75	83.311	83.311	83.311
**D	NATIXIS ACTIONS EUROPE SECTEURS	6.778	6.778	6.778
**D	FCP NATIXIS ACTIONS EUROPEENNES	52.904	52.904	52.904
**D	NATIXIS ASSET MANAGEMENT SA	174.399	174.399	174.399
**D	OPCVM SEYOND EQUITY FACTOR INVESTING EURO	5.066	5.066	5.066
**D	NATIXIS ICR ACTIONS EURO	26.123	26.123	26.123
**D	SEYOND EQUITY CAPITAL OPTIM	780	780	780
**D	STG PFDS V.D. GRAFISCHE	144.648	144.648	144.648
**D	STG PFDS AHOLD	19.455	19.455	19.455
**D	ST. SPOORWEGPDS MANDAAT BLACKROCK	5.938	5.938	5.938
**D	STICHTING PENSIOENFONDS OPENBAAR VERVOER	2.799	2.799	2.799
**D	STG PFDS ACHMEA MANDAAT BLACKROCK	21.683	21.683	21.683



Azionisti: 851 Teste: 2  
 Azionisti in proprio: 1 Azionisti in delega: 850

## LISTA ESITO DELLE VOTAZIONE

Oggetto: Autorizzazione acquisto/allenazione azioni proprie

## CONTRARI

Badge	Regione Sociale	Proprio	Delega	Totale
**D	STG BEDRIJFSTAKPDS V H	5.197	5.197	5.197
**D	ST BDFS VD LANDBOUW MANDAAT BLACKROCK	59.156	59.156	59.156
**D	STG BPF VD DETAILHANDEL MND BLACKROCK MSCI EMEA	72.913	72.913	72.913
**D	THE CANADA LIFE ASSURANCE COMPANY	52.240	52.240	52.240
**D	THE CANADIAN MEDICAL PROTECTIVE ASSOCIATION	20.249	20.249	20.249
**D	BNY MELLON EMPLOYEE BENEFIT COLLECTIVE INVESTMENT FUND PLAN	333.894	333.894	333.894
**D	BMO GLOBAL INFRASTRUCTURE FUND	26.111	26.111	26.111
**D	THE GREAT-WEST LIFE ASSURANCE COMPANY	42.527	42.527	42.527
**D	COUNSEL DEFENSIVE GLOBAL EQUITY	519	519	519
**D	BMO MSCI EAFE INDEX ETF	26.001	26.001	26.001
**D	BMO INTERNATIONAL DIVIDEND ETF	67.426	67.426	67.426
**D	LONDON LIFE INSURANCE COMPANY	497.855	497.855	497.855
**D	GLOBAL INFRASTRUCTURE EQUITY FUND LONDON CAPITAL	14.830	14.830	14.830
**D	U.S. AND INTERNATIONAL SPECIALTY CLASS	3.680	3.680	3.680
**D	CF NCML GLOBAL EQUITY INCOME FUND	17.376	17.376	17.376
**D	ONTARIO PENSION BOARD	126.262	126.262	126.262
**D	RENAISSANCE INTERNATIONAL DIVIDEND FUND	2.155	2.155	2.155
**D	RENAISSANCE REAL ASSETS PRIVATEPOOL	65.000	65.000	65.000
**D	STATE OF WISCONSIN INVESTMENT BOARD	299.615	299.615	299.615
**D	TD EMERALD INTERNATIONAL EQUITYINDEX FUND	96.920	96.920	96.920
**D	DUKE UNIVERSITY	13.415	13.415	13.415
**D	TD EUROPEAN INDEX FUND	2.921	2.921	2.921
**D	TD INTERNATIONAL EQUITY INDEX ETF	256	256	256
**D	PUBLIC SECTOR PENSION INVESTMENT BOARD	194.642	194.642	194.642
**D	IMPERIAL INTERNATIONAL EQUITY POOL	17.456	17.456	17.456
**D	IMPERIAL GLOBAL EQUITY INCOME POOL	203.615	203.615	203.615
**D	UBS CANADA GLOBAL ALLOCATION FUND	1.722	1.722	1.722
**D	WOODBRIIDGE INVESTMENTS CORPORATION	15.800	15.800	15.800
**D	WINDWISE MSCI EAFE INDEX NON-LENDING, FUND FOR EXEMPT ORG.	21.491	21.491	21.491
**D	BMO PRIVATE INTERNATIONAL EQUITY PORTFOLIO	47.140	47.140	47.140
**D	CIBC INTERNATIONAL INDEX FUND	5.997	5.997	5.997
**D	CIBC EUROPEAN INDEX FUND	2.397	2.397	2.397
**D	CIBC POOLED INTERNATIONAL EQUITY INDEX FUND	6.178	6.178	6.178
**D	CF INTERNATIONAL STOCK INDEX FUND ONE	26.766	26.766	26.766
**D	DT INTERNATIONAL STOCK INDEX FUND ONE	32.154	32.154	32.154
<b>Totale voti</b>				<b>81.106.657</b>
<b>Percentuale votanti %</b>				<b>12,618714</b>
<b>Percentuale Capitale %</b>				<b>9,821776</b>

## LISTA ESITO DELLE VOTAZIONE

Oggetto: Autorizzazione acquisto/alienazione azioni proprie

## ASTENUTI

Badge	Ragione Sociale	Proprio	Delega	Totale
1752	D'ATRI GIANFRANCO		1	1
DE*	INVESTIMENTI SUD ITALIA S.R.L.			
2799	NOTARFONZO ARNALDO		400	400
DE*	NOTARFONZO LORENZO			
4130	AGOSTINI ANTONIO		25.457	25.457
**D	OMEGA GLOBAL LISTED INFRASTRUCTURE FUND		2.745.512	2.745.512
**D	SWISS NATIONAL BANK		18.645	18.645
**D	CG CAYMAN FUND LIMITED		2.225	2.225
**D	CLINTON LIGHTHOUSE EQUITY STRATEGIES FUND (OFFSHORE) LP CO CLINTON GROUP, INC.		12.355	12.355
**D	CLINTON LIGHTHOUSE EQUITY STRATEGIES MASTER FUND LTD. C/O CLINTON GROUP, INC			

Totale voti 2.804.595


Percentuale votanti % 0,436344

Percentuale Capitale % 0,339628

Azionisti: 7 Teste: 3  
Azionisti in proprio: 0 Azionisti in delega: 7

Pagina 21





**LISTA ESITO DELLE VOTAZIONE**  
**Oggetto: Autorizzazione acquisto/alienazione azioni proprie**

Badge 738 Ragione Sociale BOVE KATRIN

Totale voti 7  
Percentuale votanti % 0,000001  
Percentuale Capitale % 0,000001

**NON VOTANTI**

Proprio 7

Delega

Totale 7

Azionisti:  
Azionisti in proprio:

1 Teste:  
1 Azionisti in delega:

1  
0

## LISTA ESITO DELLE VOTAZIONE

Oggetto: Autorizzazione acquisto/alienazione azioni proprie

## FAVOREVOLI

Badge	Ragione Sociale	Proprio	Delega	Totale
1315	PEDINI LUCIANO	105		105
RL*	GIGLIO SERVIZI AMBIENTALI E BONIFICHE SRL	1		1
1321	CHIGNOLI GIORGIO	10		10
1336	PINORI ROBERTO	1		1
1360	CARADONNA GIANFRANCO MARIA	2.806		2.806
1475	CAMERINI BRUNO			
1495	ROMANELLI SILVIA			
DE*	SINTONIA S.P.A.		249.833.818	249.833.818
1592	GUERRISI ORLANDO			
DE*	ONOFRI MARIA		10	10
1606	MAGNANI SONIA			
DE*	ALLEANZA ASSICURAZIONI SPA	984.726		984.726
DE*	GENERALI INVESTMENTS EUROPE S.P.A.	122.220		122.220
DE*	GENERALI INVESTMENTS EUROPE SPA	79.910		79.910
DE*	GENERALI INVESTMENTS EUROPE SGR	11.672		11.672
DE*	GENERALI INVESTMENTS LUXEMBURG S.A.	37.560		37.560
DE*	GENERALI ITALIA SPA	1.314.198		1.314.198
1701	CASIGLIANI TOMMASO	564		564
1705	AMBRUZZI DANIELE	616		616
1709	RODINO' WALTER	5		5
1727	REALE DAVIDE GIORGIO	12		12
2106	CARILE DOMENICO	31.000		31.000
2211	VITANGELI GIORGIO	5		5
2518	ROSSI AGOSTINO		1.500	1.500
DE*	ROSSI PAOLO	985		985
2528	TONDINI REMO			
2717	MICUCCI CECCHI GIANLUCA		5	5
DE*	BRECCIA GIUSEPPINA	11		11
2758	FIorentini GIANLUCA			
2940	SIRONI ALESSANDRO			
RL*	MEDIOBANCA			
3075	ANTOLINI GIOVANNI			
3241	CRISTIANI GIANNI			
4115	VENEZIA ANNAPAOLA			
DE*	FONDAZIONE CASSA DI RISPARMIO DI TORINO	11.185.033		11.185.033
4130	AGOSTINI ANTONIO	36.055		36.055
**D	BLACKROCK INDEX SELECTION FUND	195		195
**D	GERANA SICAV-SIF S.A.		41.805.516	41.805.516
**D	FRANKLIN TEMPLETON INVESTMENT FUNDS	334.037		334.037
**D	T. ROWE PRICE FUNDS SICAV	10.724		10.724
**D	CBRE CLARION FUNDS SICAV-GLOBAL ALCEDA F	32.342		32.342
**D	NM5 GIEP PTN ACCOUNT	366		366
**D	NM5 GIEP DWS ACCOUNT	28.343		28.343
		49.200		49.200
		42.732		42.732



## LISTA ESITO DELLE VOTAZIONE

Oggetto: Autorizzazione acquisto/alienazione azioni proprie

## FAVOREVOLI

Badge	Ragione Sociale	Proprio	Delega	Totale
**D	NM5-WIEQ-CNS ACCOUNT	65.026	65.026	65.026
**D	NCF-GBL INFRAST STOCK FD	2.875.517	2.875.517	2.875.517
**D	WIF LAZ GBL PFD LIS INFRA	984.350	984.350	984.350
**D	DPAM GL. STRAT. L. CONTIN.	7.000	7.000	7.000
**D	DPAM EQ. L. EMUTIN	111.500	111.500	111.500
**D	SCHWAB INTERNATIONAL INDEX FUND	103.819	103.819	103.819
**D	FIDELITY ADVISOR SERIES VIII INT CAPITAL	128.156	128.156	128.156
**D	PYRAMIS GROUP TR FOR EMPLOYEES BENEF PLA	624.569	624.569	624.569
**D	JTSB STB DAIWA STOCK INDEX FUND 9807	10.007	10.007	10.007
**D	VARIABLE INSURANCE PROD FD II INTER CAP	46.548	46.548	46.548
**D	FIDELITY FUNDS SICAV	2.936.094	2.936.094	2.936.094
**D	JAPAN TRUSTEE SERVICES BANK LTD	7.677	7.677	7.677
**D	THE MASTER TRUST BANK OF JAPAN LTD	532	532	532
**D	PYRAMIS SELECT INTER EQ FUND LLC	22.060	22.060	22.060
**D	DEUTSCHE GLOBAL INFRASTRUCTURE FUND	1.374.941	1.374.941	1.374.941
**D	PYRAMIS GROUP TR FOR EMPLOYEES BENEF PLAN	13.455	13.455	13.455
**D	FIDELITY SAL ST SPARTAN GLOBAL EX US IN	51.245	51.245	51.245
**D	SCHWAB FUNDAMENTAL INTER LARGE COMP IN F	26.053	26.053	26.053
**D	THORNBERG GLOBAL INVESTMENT PLC	7.584	7.584	7.584
**D	SEI INSTITUTIONAL MANAGED TRUST MULTI-AS	3.095	3.095	3.095
**D	FIDELITY SAL ST T SPARTAN TOTAL INT IN F	4.570	4.570	4.570
**D	FIDELITY UCITS ICAV	3.033	3.033	3.033
**D	COH STEERS GL.LIST. INFR.FD	124.615	124.615	124.615
**D	ADVISOR MANAGED TRUST - TACTICAL OFFENSI	13.271	13.271	13.271
**D	THE ADV. INNER C.CORNERST.AD.GL.PUB.EQ. F	13.217	13.217	13.217
**D	GLOBAL X SCIENTIFIC BETA EUROPE ETF	661	661	661
**D	PIMCO FUNDS GLOBAL INVESTORS SERIES PLC	304	304	304
**D	BEST INVESTMENT CORPORATION	21.610	21.610	21.610
**D	HSBC GROUP HONG KONG LOCAL STAFF RETIREMENT BENEFIT SCHEME	1.857	1.857	1.857
**D	CSAM MONCEAU	3.366	3.366	3.366
**D	ROBECO NV	46.095	46.095	46.095
**D	THE RBS AS DEPOSITARY FOR ABERDEEN	6.631	6.631	6.631
**D	ABERDEEN GLOBAL	1.900	1.900	1.900
**D	CLEARVIEW INFRASTRUCTURE FUND	349.543	349.543	349.543
**D	INSURANCE COMMISSION OF WESTERN AUSTRALI	70.162	70.162	70.162
**D	AUSTRALIAN CATHOLIC SUPERAN RETIREM FUND	4.997	4.997	4.997
**D	IPAC SPECIALIST INVESTMENT STRATEGIES LI	76.823	76.823	76.823
**D	WHOLESALE UNIT TRUST GL. INFRASTRUCTURE F	115.115	115.115	115.115
**D	FIRST STATE INVESTMENTS GLOBAL LISTED IN UNISUPER	181.155	181.155	181.155
**D	FUJI XEROX PENSION FUND	32.591	32.591	32.591
**D	GIVI GLOBAL EQUITY FUND CLT AC	96.800	96.800	96.800
**D	ROBECO CAPITAL GROWTH FUNDS	5.552	5.552	5.552
**D		1.746	1.746	1.746

LISTA ESITO DELLE VOTAZIONE

Oggetto: Autorizzazione acquisto/alienazione azioni proprie

FAVOREVOLI

Badge	Ragione Sociale	Proprio	Delega	Totale
**D	UBI SICAV		5.765	5.765
**D	MAPLE BROWN ABBOTT FUNDS PLC	169.167	169.167	169.167
**D	BLACKROCK INSTITUTIONAL JERSEY FUNDS	14.442	14.442	14.442
**D	BLACKROCK INSTITUTIONAL POOLED FUND PLC	20.733	20.733	20.733
**D	NFS LIMITED TRAFALGAR COURT LES BANQUES	17.898	17.898	17.898
**D	SAS TRUSTEE CORPORATION	138.099	138.099	138.099
**D	SAS TRUSTEE CORPORATION LEVEL 16 83	651.645	651.645	651.645
**D	STATE SUPER FINANCIAL SERVICES AUSTRALIA	451.237	451.237	451.237
**D	ROYAL BOROUGH OF KINGSTON UPON THAMES PE	12.095	12.095	12.095
**D	BRUNEI SHELL RETIREMENT BENEFIT FUND	3.243	3.243	3.243
**D	THE BOEING COMPANY EMPLOYEE RETIREMENT PLANS MASTER TRUST	335.057	335.057	335.057
**D	HARTFORD LIFE INSURANCE COMPANY	15.037	15.037	15.037
**D	BLACKROCK GLOBAL LISTED INFRASTRUCTURE F	6.930	6.930	6.930
**D	FIDUCIARY TRUST COMPANY INTERNATIONAL AS	1.033	1.033	1.033
**D	JPMORGAN CHASE BANK N.A.	2.745	2.745	2.745
**D	THE BARCLAYS BANK UK RETIREMENT FUND	8.667	8.667	8.667
**D	FQ ESSENTIAL BETA FUND LTD.	5.000	5.000	5.000
**D	CONNECTICUT GENERAL LIFE INSURANCE COMPA	4.799	4.799	4.799
**D	GENERAL MOTORS PENSIONFONDS OFF	3.525	3.525	3.525
**D	CHINA LIFE INSURANCE (GROUP) COMPANY	7.139	7.139	7.139
**D	LUCRF PTY LTD FOR THE LABOUR UNION CO-O	3.154	3.154	3.154
**D	BANCO CENTRAL DE TIMOR EST	31.956	31.956	31.956
**D	BLACKROCK SCREEN WHOLE INDEXED INT EQ FD	782	782	782
**D	ADVANCE INTERNATIONAL SHARE INDEX FUND	15.322	15.322	15.322
**D	BLACKROCK WHOLESAL E INDEXED INTERNATIONA	31.492	31.492	31.492
**D	AXA EQUITABLE LIFE INSURANCE CO	4.863	4.863	4.863
**D	AUSCOAL SUPERANNUATION FUND	371.504	371.504	371.504
**D	BLACKROCK INTERNATIONAL ALPHA TILTS FUND	79.300	79.300	79.300
**D	WSP INTERNATIONAL EQUITIES TRUST	8.906	8.906	8.906
**D	BLACKROCK INDEXED ALL-COUNTRY EQUITY FUN	1.980	1.980	1.980
**D	T ROWE PRICE INTERNATIONAL EQUITY INDEX	18.929	18.929	18.929
**D	NVIT INTERNATIONAL INDEX FUND	61.170	61.170	61.170
**D	EQ ADV. TRUST AXA INTL.CORE MANAGED VOLA	26.984	26.984	26.984
**D	MINISTRY OF STRATEGY AND FINANCE	66.454	66.454	66.454
**D	RETIREMENT INCOME PLAN OF SAUDI ARABIAN OIL COMPANY	2.915	2.915	2.915
**D	EQ ADVISORS TST - ATM INTERNATIONAL MANA	31.048	31.048	31.048
**D	EQ ADVISORS TST - ATM INTERNATIONAL MANA	13.945	13.945	13.945
**D	EQ ADVISORS TRUST-AXA GLOBAL EQ MANAGED	21.273	21.273	21.273
**D	EQ.ADVISORS TRUST - AXA TEMPLETON GLOBAL	5.614	5.614	5.614
**D	GOLDMAN SACHS TRUST - GOLDMAN SACHS INTE	260.718	260.718	260.718
**D	PETERCAM B FUND	54.886	54.886	54.886
**D	PUBLIC EMPLOYEES RETIREMENT SYSTEM OF OHIO	47.143	47.143	47.143
**D	THE CAR CARE PENSION PLAN	12.749	12.749	12.749



## LISTA ESITO DELLE VOTAZIONE

Oggetto: Autorizzazione acquisto/alienazione azioni proprie

## FAVOREVOLI

Badge	Ragione Sociale	Proprio	Delega	Totale
**D	THE MASTER TRUST BANK OF JAPAN, LTD. AS TRUSTEE FOR MUTB400045792	439.867	439.867	439.867
**D	PRUDENTIAL LEGACY INSURANCE COMPANY OF N	9.719	9.719	9.719
**D	MASTER TRUST BANK OF JAPAN, LTD. PENSION	505.973	505.973	505.973
**D	FORSTA AP - FONDEN	1.972.604	1.972.604	1.972.604
**D	VIRTUS GLOBAL DIVIDEND FUND	213.676	213.676	213.676
**D	BUREAU OF LABOR FUNDS- LABOR PENSION FUND	238.926	238.926	238.926
**D	BUREAU OF LABOR FUNDS- LABOR INSURANCE FUND	72.566	72.566	72.566
**D	BUREAU OF LABOR FUNDS- LABOR PENSION FUND	196.882	196.882	196.882
**D	BUREAU OF LABOR FUNDS- LABOR PENSION FUND	21.606	21.606	21.606
**D	BUREAU OF LABOR FUNDS- LABOR INSURANCE FUND	131.680	131.680	131.680
**D	NATIONWIDE INTERNATIONAL INDEX FUND	47.055	47.055	47.055
**D	TRUST AND CUSTODY SERVICED BANK LIMITED	35.830	35.830	35.830
**D	EQ. ADVISORS TRUST-AXA/AB DYNAMIC GROWTH	17.826	17.826	17.826
**D	EQ ADVISORS TRUST-AXA INTL.MANAGED VOLAT	59.096	59.096	59.096
**D	THE MASTER TRUST BANK OF JAPAN LTD	29.280	29.280	29.280
**D	BUREAU OF LABOR FUNDS- LABOR INSURANCE FUND	6.100	6.100	6.100
**D	BUREAU OF LABOR FUNDS - LABOR RETIREMENT FUND	635.549	635.549	635.549
**D	FIDELITY INVESTMENT FUNDS - FIDELITY Y GLOBAL DIVIDEND FUND	337.746	337.746	337.746
**D	FIDELITY INVESTMENT FUNDS - FIDELITY MONEYBUILDER WORLD INDEX FUND	6.314	6.314	6.314
**D	FIDELITY INSTITUTIONAL PAN EUROPEAN FUND	24.744	24.744	24.744
**D	FIDELITY INSTITUTIONAL SELECT GLOBAL EQU	27.377	27.377	27.377
**D	FIDELITY INVESTMENT FUNDS - FIDELITY	22.740	22.740	22.740
**D	FIDELITY INVESTMENT FUNDS - FIDELITY	87.069	87.069	87.069
**D	MASTER TRUST FOR NATIONAL PENSION FD	39.539	39.539	39.539
**D	TRUST AND CUSTODY SERVICED BANK LIMITED	3.189	3.189	3.189
**D	BF MASTER TRUST FOR EMPLOYEE PENSION PLA	38.568	38.568	38.568
**D	NEW MEXICO STATE INVESTMENT COUNCIL	15.594	15.594	15.594
**D	HOBART FAMILY INVESTMENTS LLC	1.982	1.982	1.982
**D	KATHERINE C. MOORE CHARITABLE LEAD ANNUITY TRUST II	903	903	903
**D	NEW MEXICO STATE INVESTMENT COUNCIL	1.442	1.442	1.442
**D	VIRTUS TOTAL RETURN FUND	469.429	469.429	469.429
**D	THE KATHERINE MOORE REVOCABLE TRUST	486	486	486
**D	SUN LIFE SENTRY INFRASTRUCTURE FUND	97.037	97.037	97.037
**D	SPROTT GLOBAL INFRASTRUCTURE FUND	18.025	18.025	18.025
**D	MANULIFE SENTINEL INCOME (33) FUND UT 2	22.200	22.200	22.200
**D	MAPLE BROWN ABBOT GLOBAL LISTED INFR FD	817.379	817.379	817.379
**D	THE GREAT-WEST LIFE ASSURANCE COMPAN	4.700	4.700	4.700
**D	LONDON LIFE INSURANCE COMPANY	3.601	3.601	3.601
**D	REGIME DE RETRAITE D HYDRO QUEBEC	73.422	73.422	73.422
**D	RARE INFRASTRUCTURE VALUE FUND UNHEDGED	1.225.113	1.225.113	1.225.113
**D	RARE YIELD FUND	6.098	6.098	6.098
**D	RARE INFRASTRUCTURE VALUE FUUND HEDGED	1.428.145	1.428.145	1.428.145
**D	FONDS DE SOLIDARITE DES TRAV.QUEBEC FTQ	4.236	4.236	4.236



LISTA ESITO DELLE VOTAZIONE  
 Oggetto: Autorizzazione acquisto/alienazione azioni proprie

FAVOREVOLI

Badge	Ragione Sociale	Proprio	Delega	Totale
**D	NATWEST DEP SW SVSTPI IBI GS C	200	56.413	56.413
**D	LONDON LIFE INSURANCE COMPANY	566.556	49.404	615.960
**D	FIRST STATE GLOBAL OPPORTUNITIES FUND	15.025	127.709	142.734
**D	PRUDENTIAL ASSURANCE COMPANY LTD	26.644	375.310	401.954
**D	PRUDENTIAL PENSIONS LIMITED	375.310	132.807	508.117
**D	NATIONAL GRID UK PENSION SCHEME	955.435	2.410.180	3.365.615
**D	PHOENIX UNIT TRUST MANAGERS EURO	128.074	435.878	563.952
**D	PHOENIX UNIT TRUST MANAGERS BOTHWELL EUROPE FUND	435.878	797.196	1.233.074
**D	NM5-GIEP BRI ACCOUNT	128.201	599.712	727.913
**D	VANGUARD EUROPEAN STOCK INDEX FUND	187.243	44.992	232.235
**D	VANGUARD DEVELOPED MARKETS INDEX FUND	238.378	111.323	349.701
**D	VANGUARD TOTAL WORLD STOCK INDEX FUND	111.323	246.153	357.476
**D	ARTISAN INTERNATIONAL GROWTH TRS	112.774	29.839	142.613
**D	VANGUARD FTSE ALL-WORLD EX US INDEX FUND	54.522	7.737	62.259
**D	VANGUARD FUNDS PLC	43.514	564.756	608.270
**D	VANGUARD INVESTMENT SERIES PLC	43.514	564.756	608.270
**D	M TR FOR DEF CONTR PLMS OF AIRLINES	7.737	43.514	51.251
**D	FONDS DE RESERVE POUR LES RETRAITES	43.514	564.756	608.270
**D	AMUNDI	43.514	564.756	608.270
**D	BANQUE PICTET & CIE SA	43.514	564.756	608.270
**D	CONSTRUCTION AND BUILDING UNIONS SUPERAN	43.514	564.756	608.270
**D	VANGUARD INTERNATIONAL SHARE INDEX FUND	43.514	564.756	608.270
**D	VANGUARD FISSION INDEXED INTL EQUITY FD	43.514	564.756	608.270
**D	VANGUARD GLOBAL INFRASTRUCT. INDEX FUND	43.514	564.756	608.270
**D	CARBON AWARE INTERNATIONAL SHARES FUND	43.514	564.756	608.270
**D	ONEPATH GLOBAL SHARES LARGE CAP UNHEDGED	43.514	564.756	608.270
**D	MTBJ DAIDO LIFE FOREIGN EQUITY MOTHER FD	43.514	564.756	608.270
**D	MARSHFIELD CLINIC MASTER TRUST	43.514	564.756	608.270
**D	VARIABLE PORTE - PYRAMIS INT EQUITY FUND	43.514	564.756	608.270
**D	SBC MASTER PENSION TRUST	43.514	564.756	608.270
**D	VANGUARD TOTAL INTERNATIONAL STOCK INDEX	43.514	564.756	608.270
**D	VANGUARD FID COMPANY EUROPEAN STOCK INDE	43.514	564.756	608.270
**D	VANTAGEFUND III MASTER COLLECTIVE INVES	43.514	564.756	608.270
**D	DUKE ENERGY RETIREMENT SAVINGS PLAN	43.514	564.756	608.270
**D	FIDELITY M AND R-ORACLE CORPORATION 401(K) SAVINGS ANDINVESTMENT PLAN	43.514	564.756	608.270
**D	CI INCOME FUND	43.514	564.756	608.270
**D	SCOTIA GLOBAL BALANCED FUND	43.514	564.756	608.270
**D	SCOTIA GLOBAL DIVIDEND FUND	43.514	564.756	608.270
**D	LOMBARD ODIER DARIER HEM SA INSTITUTIONNEL-3D	43.514	564.756	608.270
**D	4 DIMENSIONS GLOBAL INFRASTRUCTURE FUND	43.514	564.756	608.270
**D	AZL NFJ INTERNATIONAL VALUE FUND	43.514	564.756	608.270
**D	DEUTSCHE XTRKS MSCI ALL WORLD HDG	43.514	564.756	608.270
**D	BOK KIC AAEQ 3	43.514	564.756	608.270



## LISTA ESITO DELLE VOTAZIONE

Oggetto: Autorizzazione acquisto/alienazione azioni proprie

## FAVOREVOLI

Badge	Ragione Sociale	Proprio	Delega	Totale
**D	PS FTSE LO BT EQ WT PORT		7.991	7.991
**D	CEP DEP IP EUROPEAN EQUITY		1.276.632	1.276.632
**D	CEP DEP IP EUROPEAN EQTY INCOME		387.202	387.202
**D	CEP DEP IP EUROPEAN HIGH INCOME		11.014	11.014
**D	WILM MULTI MGR FD JO HAMBRO		125.286	125.286
**D	TACS NONUS EQUITY CORE MKT CONTINU		7.907	7.907
**D	PS FTSE RAFI EU UCITS ETF BNYMTCIL		584	584
**D	PS FTSE RAFI DEVEL MAR EX US PORT		1.012	1.012
**D	PRU INV PRT INC PRU BALANCED FD		33.994	33.994
**D	PRU QMA WRLD FD INC PRU INT EQTY		818	818
**D	PSF CONSERVATIVE BAL PORTF QMA		17.877	17.877
**D	AST BLKRRK GBL STR INT SAE PDDC		757	757
**D	AST JENNISON GLOBAL INFRASTR PDMN		1.200	1.200
**D	PRU JEN GL INFRASTRUCTURE FUND PDLF		27.217	27.217
**D	AST FI PYRAMIS QUANT AA INT EQ PDGI		10.064	10.064
**D	AST QMA INTL CORE EQUITY PORT PDMP		57.327	57.327
**D	ABERDEEN DIVERSIFIED INCOME AND GROWTH TRQSTPLC		149.601	149.601
**D	BNYMTCIL BNYM GBL EQUITY INC FUND		25.921	25.921
**D	OXFORD DIOCESAN BOARD OF FINANCE		31.341	31.341
**D	UNIVERSITY OF LONDON FREE		260.731	260.731
**D	SIR JAMES KNOTT TRUST		13.500	13.500
**D	RCM SCHOLARSHIP FUND		26.400	26.400
**D	UNI OF NOTTINGHAM END FUND		15.900	15.900
**D	SOMERVILLE COLLEGE MAIN FUND		9.400	9.400
**D	ST ANNES COLLEGE		12.300	12.300
**D	CRIPLEGATE FOUNDATION		11.100	11.100
**D	UNIVERSITY OF STRATHCLYDE GF		11.200	11.200
**D	HUNTER ENDOWMENT		10.600	10.600
**D	DESERET MMRP ARTISAN		3.400	3.400
**D	CF MITON GLOBAL INFRASTRUCTURE INCOME FUND		1.600	1.600
**D	BNYMTCIL LAZARD GBL EQTY FRNCHS FND		32.202	32.202
**D	BNYMTCIL LAZARD GBL LI EQUITY FD		9.400	9.400
**D	PFI GLB DIV INC FD COLONIA FIRST ST		141.677	141.677
**D	NATWEST DEP NEWTON CONT EURO FD		5.161.789	5.161.789
**D	NATWEST DEP NEWTON GLOBAL INC FD		925.846	925.846
**D	NATWEST DEP NEWTON ML AS DIV RET FD		1	1
**D	GS ACTIVE BETA INTL EQUITY ETF		2.238.773	2.238.773
**D	GS ACTIVEBETA EUROPE ETF		20.660	20.660
**D	DEUTSCHE XTRK MSCI EMU HDG EQ ETF		11.328	11.328
**D	BLACKROCK GLOBAL FUNDS		1.318	1.318
**D	ERYF ATIVO CAPITAL		4.458	4.458
**D			1.988.584	1.988.584
			1	1

Azionisti: 724 Teste: 24  
Azionisti in proprio: 17 Azionisti in delega: 707

## LISTA ESITO DELLE VOTAZIONE

Oggetto: Autorizzazione acquisto/alienazione azioni proprie

## FAVOREVOLI

Badge	Ragione Sociale	Proprio	Delega	Totale
**D	NEXTERA DB ARTISAN NON US	79.890	79.890	79.890
**D	TEACHERS RETIREMENT SYSTEM OF LOUISIANA	140.090	140.090	140.090
**D	BLL AQUILA LIFE EUROPEAN EQUITY	1.151.674	1.151.674	1.151.674
**D	AST ACADEM STRAT AAJENNISON PD07	262.976	262.976	262.976
**D	BLK MULTI ASSET INC PF EUR EQU INC	327.368	327.368	327.368
**D	BLK MULTI ASSET INC PF EUR EQU INC	217.426	217.426	217.426
**D	BLL AQUILA LIFE OSEAS EQUITY FUND	7.621	7.621	7.621
**D	BLL AQUILA LIFE GLOBAL MINIMUM	88.540	88.540	88.540
**D	BLL ASCENT LIFEENHANCED	47.303	47.303	47.303
**D	BLL AQUILA LIFE MSCI WORLD FUND	64.765	64.765	64.765
**D	BLL AQUILA LIFE FTSE RAFI DEVELOPED	32.748	32.748	32.748
**D	RA2F RAREINFGLOBALVALFDLP	132.200	132.200	132.200
**D	DEUTSCHE XTRKS MSCI EURO CCYHGD	114.866	114.866	114.866
**D	BOA OMNIBUS PERAMETRIC	4.859	4.859	4.859
**D	SBSA GEF BLACKROCK EQUITY	53.454	53.454	53.454
**D	DEUTSHCE XTRK SP HDG GLEL INFR	6.261	6.261	6.261
**D	KCIF COLONIAL 1ST ST GLI	124.971	124.971	124.971
**D	DEUTSCHE XTRKS MSCI EAFE CCYHGD	253.906	253.906	253.906
**D	ABN AMRO PF UBS RAFI 1000	27.080	27.080	27.080
**D	ABN AMRO PF UBS MINVAR	302.209	302.209	302.209
**D	ABN AMRO PF IPM RAFI 1000	25.404	25.404	25.404
**D	ABN AMRO PF BR MINVAR	311.260	311.260	311.260
**D	STICHTING PENSIOENFONDS VAN DE ABNAMRO BANK N V	77.312	77.312	77.312
**D	DBX FTSE DEV EX US COMP FACTOR	82	82	82
**D	CISF DEUTSCHEGLOBAL INFRA	15.538	15.538	15.538
**D	NATWEST DEP OF PG GENERATIONS FUND	33.292	33.292	33.292
**D	SPARTAN INTL INDEX	9.000	9.000	9.000
**D	CP2F LAZARD INFRASTRUCTURE	532.703	532.703	532.703
**D	FXPF LAZARD INFRASTRUCTUR	140.018	140.018	140.018
**D	DEUTSCHE XTRK MSCI ITALY HDG ETF	618.480	618.480	618.480
**D	SHELL PENSION TRUST	3.708	3.708	3.708
**D	WF AND CO CASH PLN EVERGN INV 1	12.577	12.577	12.577
**D	WF MFS LTD EAFE GLOBAL	39.434	39.434	39.434
**D	SLI GLOBAL ABSOLUTE RET STRATEGIES	16.306	16.306	16.306
**D	SLI GBL SICAV CON EU EQ IN FD	1.071.495	1.071.495	1.071.495
**D	ATIVO CAPITAL	72.425	72.425	72.425
**D	BNYMTD AMITY EUROPEAN FUND	9.200	9.200	9.200
**D	AT AND T SAVINGS GROUP INVESTMENT TRUST	60.000	60.000	60.000
**D	BLACKROCK ACWI USIMI	21.950	21.950	21.950
**D	ATIVO	121.644	121.644	121.644
**D	OSMOSIS INVESTMENT	8.200	8.200	8.200
**D	CEBF LEIA ATIVO IE	17.448	17.448	17.448
**D		6.800	6.800	6.800



## LISTA ESITO DELLE VOTAZIONI

Oggetto: Autorizzazione acquisto/alienazione azioni proprie

## FAVOREVOLI

Badge	Ragione Sociale	Proprio	Delega	Totale
**D	RAYTHEON MASTER PENSION TRUST		1.351	1.351
**D	INVESCO FUNDS		1.601.413	1.601.413
**D	NSNF PARA EAFE MONTI		2.674	2.674
**D	NSNF PARA EAFE PI 1		4.416	4.416
**D	NSNF PARA EAFE PI 2		2.703	2.703
**D	WF XCEL ENERGY INC VEBTRE		5.761	5.761
**D	VANGUARD INTL HIGH DIV YLD INDEX FD		22.145	22.145
**D	PDBF FIRST STATE		222.024	222.024
**D	PGQF FIRST STATE		23.337	23.337
**D	CENTRAL STATES SOUTHEAST AND SOUTHWEST AREAS PENSION FUND		298.031	298.031
**D	FSEAF F208		94.617	94.617
**D	COLUMBIA SUSTAINABLE INTL EQ ETF		3.256	3.256
**D	COLUMBIA SUSTAINABLE GLOBAL EQ ETF		1.387	1.387
**D	NON US EQ MGR PT 4 OFFSR MT ARTISAN		63.767	63.767
**D	AEL INTERNATIONAL INDEX FUND		58.360	58.360
**D	BGF FLEX MULTI ASSET GBL EQ PF		6.252	6.252
**D	TD WATERHOUSE CANADA INC		144.000	144.000
**D	DEUTSCHE XTRK MSCI EAFE HDY HDG ETF		1.108	1.108
**D	DEUTSCHE XTRK MSCI EMU HDY HDG ETF		4.472	4.472
**D	DEUTSCHE XTRK MSCI STH EUR HDG ETF		1.285	1.285
**D	UNITED CHURCH FUNDS QMA BFF		655	655
**D	COUNTY EMPLOYEES ANNUITY AND BENEFIT FUND OF COOK COUNTY		17.500	17.500
**D	MSV LIFE P L C		49.931	49.931
**D	USBK FRONTIERA MFG CORE INFRASRTR FD		190.719	190.719
**D	B4305 FRB S LUND RES TR FBO B LUND		420	420
**D	B4306 FRB M LUND REV TR		328	328
**D	LAWRENCE LIVERMORE NATIONAL SECURITY LLC AND LOS ALAMOS NATIONAL SECURITY LLC DEFINED BENEFIT PLANGROUP TRUST	5.739		5.739
**D	ATFF ARTISAN PARTNERS		41.910	41.910
**D	CYBF ATIVO CAPITAL MGMT		1	1
**D	ALASKA PERMANENT FUND CORPORATION		16.287	16.287
**D	CBRE CLARION GLOBAL INFRASTRUCTURE VALUE FUND		43.135	43.135
**D	INVESCO PERPETUAL GLOBAL TARGETED INCOME FUND		3.372	3.372
**D	CPA COP PSERS PSERS ACWI X US INDEX		61.860	61.860
**D	ENSIGN PEAK ARTISAN INTL LCG		88.722	88.722
**D	NV RBIF ALLNCEBRSNSTN INTL EQ		2.440	2.440
**D	TEA BLACKROCK INC INTL		77.590	77.590
**D	UTC EDHEC BLACKROCK UNITED TECHNOLOGIES CORPORATION MASTER RETIREMENT		2.707	2.707
**D	AST GS MULTI ASSET PORT LIQ PDHB		5.909	5.909
**D	SP VAN DE NEDERLANDSCHE BANK		5.182	5.182
**D	BLL AQUIL LIFGLIO3000 EMEN WHT INDFD		27.743	27.743
**D	LEGG MASON GLOBAL FUNDS PLCLEGG MASON RARE INFRASTRUCTURE VALUE FUND		379.887	379.887
**D	BNYMTD BLK CONTINENTAL EURO INC		2.098.220	2.098.220

Azionisti:  
Azionisti in proprio:724 Teste:  
17 Azionisti in delega:

Pagina 30

24  
707

LISTA ESITO DELLE VOTAZIONE

Oggetto: Autorizzazione acquisto/alienazione azioni proprie

FAVOREVOLI

Badge	Ragione Sociale	Proprio	Delega	Totale
**D	BNYMTD BLK CONT EUR EQ TRCK FD INV	388.299	388.299	388.299
**D	BNYMTD BLK DYN DVSD GR PFFD ASSTALL	8.835	8.835	8.835
**D	FLORIDA RETIREMENT SYSTEM	28.387	28.387	28.387
**D	BLACKROCK WORLD EX FLORIDA RET SYS	167.556	167.556	167.556
**D	ARTISAN PARTNERSAN FLORIDA RET SYS	575.897	575.897	575.897
**D	EMPLOYEES RETIREMENT SYSTEM OF THE STATE OF HAWAII	42.265	42.265	42.265
**D	VERIZON MASTER SAVINGS TRUST	72.072	72.072	72.072
**D	BRIDGE BUILDER INTERNATIONAL EQUITY FUND	6.904	6.904	6.904
**D	GENERAL MILLS INVESTMENT TRUST	58.660	58.660	58.660
**D	VEBA TRUST FOR THE GENERAL MILLS AND BAKERY CONFECTIONERY TOBACCO AND GRAIN MILLERS HEALTH AND WELFARE PLAN	11.562	11.562	11.562
**D	INDIANA PUBLIC RETIREMENT SYSTEM	33.684	33.684	33.684
**D	PUBLIC EMPLOYEES RETIREMENT SYSTEM OF MISSISSIPPI	67.142	67.142	67.142
**D	THE STATE OF CONNECTICUT ACTING THROUGH ITS TREASURER	12.800	12.800	12.800
**D	SOUTH CAROLINA RETIREMENT SYSTEMS GROUP TRUST	109.101	109.101	109.101
**D	TENNESSEE VALLEY AUTHORITY RETIREMENT SYSTEM	29.416	29.416	29.416
**D	UMC BENEFIT BOARD INC	18.742	18.742	18.742
**D	UPS GROUP TRUST	47.606	47.606	47.606
**D	PRUDENTIAL INVESTMENT PORTFOLIO 2 PRUDENTIAL QMA INTL DEVELOPED MRKTS INDEX FUND	580	580	580
**D	FRK MUT EURO FD	44.246	44.246	44.246
**D	FRANKLIN MUTUAL EUROPEAN FUND	5.095	5.095	5.095
**D	KOKUSAI EQUITY INDEX FUND	5.037	5.037	5.037
**D	CONSULTING GROUP CAPITAL MARK.	9.377	9.377	9.377
**D	CNS GLOBAL LIST INFRASTRUCTUR.	164.920	164.920	164.920
**D	THE GREEN TREE FUND OF THE AME	2.833	2.833	2.833
**D	SG ACTIONS EUROPE MULTIGESTION	2.565	2.565	2.565
**D	ETOILE INDUSTRIE EUROPE	14.006	14.006	14.006
**D	SG ACTIONS EUROPE	879	879	879
**D	SG ACTIONS EUROPE LARGE CAP	2.698	2.698	2.698
**D	ETOILE ACTIONS RENDEMENT	52	52	52
**D	INVECO ASSET MANAGEMENT LIMIT	23.578	23.578	23.578
**D	PROXY TEAM PARAMETRIC PORTFOLIO ASSOCIATES	2.979	2.979	2.979
**D	CBOSC-CBGS-WGSS07	3.264	3.264	3.264
**D	CBRE CLARION REAL ASSET LONG/SHORT FUND LP C/O THE CORPORATION TRUST	10.421	10.421	10.421
**D	CFSIL - COLONIAL FIRST STATE GLOBAL ASSET MANAGEMENT MULTI SECTOR TRUST 1	75	75	75
**D	CFSIL RE COLONIAL FIRST STATE INVESTMENT FUND 10	3.513	3.513	3.513
**D	CITIBANK INTERNATIONAL PLC AS TRUSTEE CITIBANK INT.PLC	2.633.281	2.633.281	2.633.281
**D	COLONIAL FIRST STATE INVESTMENTS LIMITED.	37.723	37.723	37.723
**D	COLONIAL FIRST STATE INVESTMENTS LIMITED.	865.276	865.276	865.276
**D	COMMONWEALTH GLOBAL INFRASTRUCTURE SECURITIES FUND 1	580.889	580.889	580.889
**D	GOVERNMENT OF SINGAPORE	974.913	974.913	974.913
**D	JOHN HANCOCK FUNDS II GLOBAL ABSOLUTE RETURN STRATEGIES FUND	490.536	490.536	490.536
**D	MACQUARIE MULTI FACTOR FUND	4.858	4.858	4.858



## LISTA ESITO DELLE VOTAZIONE

Oggetto: Autorizzazione acquisto/alienazione azioni proprie

## FAVOREVOLI

Badge	Ragione Sociale	Proprio	Delega	Totale
**D	MONETARY AUTHORITY OF SINGAPORE	277.507	277.507	277.507
**D	NATIONAL COUNCIL FOR SOCIAL SECURITY FUND,	24.227	24.227	24.227
**D	NATIONAL COUNCIL FOR SOCIAL SECURITY FUND,	38.736	38.736	38.736
**D	SDA INTL EQUITY INDEX FD-WORLD	10.783	10.783	10.783
**D	SLIC - EUROPEAN EQUITY INCOME FUNDI	756.305	756.305	756.305
**D	SSBL OBO AB ARYA PARTNERS (MASTER) FUND - ARKBMS	117.500	117.500	117.500
**D	STANDARD LIFE ASSURANCE LIMITED	487.387	487.387	487.387
**D	STICHTING CUSTODY ROBECO INSTITUTIONAL	4.144	4.144	4.144
**D	RETURN TO WORK CORPORATION OF SOUTH AUSTRALIA	132.473	132.473	132.473
**D	VICTORIAN SUPERANNUATION FUND	11.631	11.631	11.631
**D	VICTORIAN SUPERANNUATION FUND	507.991	507.991	507.991
**D	UBS ASSET MANAGEMENT (AUSTRALIA) LTD	12.267	12.267	12.267
**D	MLC INVESTMENTS, MLC LIMITED	22.346	22.346	22.346
**D	OLD NORTH STATE HEDGED EQUITY MEN LLC	16.716	16.716	16.716
**D	MILFORD GLOBAL FUND	85.000	85.000	85.000
**D	ENERGY SUPER	113.648	113.648	113.648
**D	NORGES BANK	236.319	236.319	236.319
**D	GOVERNMENT OF NORWAY	8.177.153	8.177.153	8.177.153
**D	LEGG MASON GLOBAL INFRASTRUCTURE ETF	3.273	3.273	3.273
**D	STATE FARM VARIABLE PRODUCT TRUST, INTERNATIONAL EQ INDEX F	9.223	9.223	9.223
**D	TEACHERS' RETIREMENT SYSTEM OF THE STATE OF ILLINOIS	17.059	17.059	17.059
**D	HIRTLE CALLAGHAN TRUST INTERNATIONAL EQUITY PORTFOLIO	57.510	57.510	57.510
**D	KAISER PERMANENTE GROUP TRUST	416.367	416.367	416.367
**D	KAISER PERMANENTE GROUP TRUST	694.271	694.271	694.271
**D	HC CAPITAL TRUST- THE INSTITUTIONAL INTERNATIONAL EQUITY PTF	66.892	66.892	66.892
**D	KAISER FOUNDATION HEALTH PLAN INC	411.583	411.583	411.583
**D	FIDELITY RUTLAND SQUARE TRUST II: STRATEGIC ADVISERS INT II F	64.244	64.244	64.244
**D	FIDELITY RUTLAND SQUARE TR II: STRAT ADV INT MULTI-MANAGER F	75.320	75.320	75.320
**D	LAUDUS INTERNATIONAL MARKETMASTERS FUND	1.821	1.821	1.821
**D	SCHWAB INTERNATIONAL EQUITY ETF	1.647	1.647	1.647
**D	SCHWAB FUNDAMENTAL INTERNATIONAL LARGE COMPANY ETF	294.920	294.920	294.920
**D	LAZARD GLOBAL LISTED INFRASTRUCTURE PORTFOLIO	52.940	52.940	52.940
**D	LAZARD REAL ASSETS AND PRICING OPPORTUNITIES PORTFOLIO	12.758.572	12.758.572	12.758.572
**D	COHEN + STEERS INFRASTRUCTURE FUND, INC.	4.594	4.594	4.594
**D	COHEN & STEERS, INC	2.477.633	2.477.633	2.477.633
**D	GOLDMAN SACHS TRUST II-GOLDMAN SACHS M-M REAL ASSETS STRAT FD	2.233	2.233	2.233
**D	GOLDMAN SACHS TRUST- GOLDMAN SACHS GLOBAL MANAGED BETA FUND	17.595	17.595	17.595
**D	GOLDMAN SACHS TRUST - GOLDMAN SACHS GLOBAL INFRASTRUCTURE FUND	580	580	580
**D	INTERNATIONAL MONETARY FUND	3.754	3.754	3.754
**D	ALLIANCEBERNSTEIN GLOBAL RISK ALLOCATION FUND INC	8.812	8.812	8.812
**D	THE ALLIANCEBERNSTEIN POOLING PTF - ALLIANCEB VOL MNGM PTF	667	667	667
**D	ALLIANCEBERNST VAR PROD SER F INC.ALLIANCEB DYN ASSET ALL PTF	3.955	3.955	3.955
**D		176	176	176

**LISTA ESITO DELLE VOTAZIONE**  
**Oggetto: Autorizzazione acquisto/alienazione azioni proprie**

**FAVOREVOLI**

Badge	Ragione Sociale	Proprio	Delega	Totale
**D	RUSSELL TRUST CO COMMINGLED EMPLOYEE BENEFIT FUNDS TRUST		698.377	698.377
**D	METROPOLITAN LIFE INSURANCE COMPANY		16.709	16.709
**D	GWAM INVESTMENT FUNDS TRUST		59.406	59.406
**D	GWAM GROUP PENSION TRUST II		13.741	13.741
**D	PAX ELLEVATE GLOBAL WOMEN'S INDEX FUND		2.893	2.893
**D	THORNBURG INVESTMENT INCOME BUILDER FUND		19.236.102	19.236.102
**D	AMERICAN BUREAU OF SHIPPING	945		945
**D	ARTISAN INTERNATIONAL FUND	5.145.035		5.145.035
**D	CARPENTERS RETIREMENT PLAN OF WESTERN WASHINGTON	32.598		32.598
**D	STATE OF ALASKA RETIREMENT AND BENEFITS PLANS	413.595		413.595
**D	TIAA-CREF FUNDS - ENHANCED INTERNATIONAL EQUITY INDEX FUND	139.895		139.895
**D	MET INVESTOR SERIES TRUST-ALLIANCE GLOBAL DYNAMIC ALL PTF	42.088		42.088
**D	FIDELITY SELECT GLOBAL EQUITY INSTITUTIONAL TRUST	28.092		28.092
**D	FIDELITY SELECT INTERNATIONAL EQUITY INVESTMENT TRUST	82.076		82.076
**D	FIDELITY GLOBAL EQUITY INVESTMENT TRUST	4.119		4.119
**D	FIDELITY INTERNATIONAL EQUITY INVESTMENT TRUST	76.282		76.282
**D	PARAMETRIC INTERNATIONAL EQUITY FUND	11.722		11.722
**D	TAX - MANAGED INTERNATIONAL EQUITY PORTFOLIO	3.094		3.094
**D	BENEFIT TRUST COMPANY	14.800		14.800
**D	THE GENERAL MOTORS CANADA HOURLY PLAN TRUST	13.396		13.396
**D	THE GENERAL MOTORS CANADA SALARIED PLAN TRUST	2.384		2.384
**D	RUSSELL INVESTMENT COMPANY RUSSELL TAX-MANAGED INTL EQ FUND	13.311		13.311
**D	RUSSELL INVESTMENT COMPANY RUSSELL GLOBAL INFRASTRUCTURE FUND	1.600.114		1.600.114
**D	RUSSELL INVESTMENT COMPANY RUSSELL MULTI-STRATEGY INCOME FUND	46.293		46.293
**D	RUSSELL INVESTMENT COMPANY SELECT INTERNATIONAL EQUITY FUND	24.793		24.793
**D	DYNAMIC GLOBAL INFRASTRUCTURE FUND	935.600		935.600
**D	DYNAMIC ALTERNATIVE YIELD FUND	1.195.000		1.195.000
**D	DYNAMIC GLOBAL EQUITY INCOME FUND	78.546		78.546
**D	DYNAMIC GLOBAL STRATEGIC YIELD FUND	17.615		17.615
**D	ROCHE U.S. RETIREMENT PLANS MASTER TRUST	222.688		222.688
**D	RUSSELL INVESTMENT COMPANY MULTI-ASSET GROWTH STRATEGY FUND	34.621		34.621
**D	LAZARD GLOBAL INFRASTRUCTURE FUND	745.661		745.661
**D	TRANSAMERICA AB DYNAMIC ALLOCATION VP	2.254		2.254
**D	STATE FARM MUTUAL FUND TRUST, INTERNATIONAL INDEX FUND	8.677		8.677
**D	LAZARD GLOBAL LISTED INFRASTRUCTURE (CANADA) FUND	1.599.684		1.599.684
**D	OPENWORLD PUBLIC LIMITED COMPANY	363.530		363.530
**D	DEUTSCHE EAFE EQUITY INDEX FUND	1.793		1.793
**D	LAZARD GLOBAL INVESTMENT FUNDS PUBLIC LIMITED COMPANY	5.005		5.005
**D	ALLIANCEBERNSTEIN INTERNATIONAL ALL-COUNTRY PASSIVE SERIES	5.580		5.580
**D	RUSSELL INV MULTI-ASSET FACTOR EXPOSURE FUND	10.424		10.424
**D	THE PRUDENTIAL INSURANCE COMPANY OF AMERICA	34.660		34.660
**D	PRUDENTIAL TRUST CO MASTER COMMINGLED INV F FOR TAX EXEMPT TR	13.001		13.001
**D	MERCER QIF CCF	279.490		279.490



## LISTA ESITO DELLE VOTAZIONE

Oggetto: Autorizzazione acquisto/alienazione azioni proprie

## FAVOREVOLI

Badge	Ragione Sociale	Proprio	Delega	Totale
**D	RARE GLOBAL INFRASTRUCTURE VALUE FUND	9.245	9.245	9.245
**D	MET INVESTORS SERIES TRUST- MET/ARTISAN INTERNATIONAL PTF	401.453	401.453	401.453
**D	RUSSELL INVESTMENT COMPANY PLC	107.667	107.667	107.667
**D	STATE OF NEW JERSEY COMMON PENSION FUND D	398.018	398.018	398.018
**D	SENTRY INFRASTRUCTURE FUND	321.300	321.300	321.300
**D	SENTRY ALTERNATIVE ASSET INCOME FUND	7.825	7.825	7.825
**D	SENTRY GLOBAL INFRASTRUCTURE PRIVATE TRUST	31.293	31.293	31.293
**D	PIMCO RAE FUNDAMENTAL INTERNATIONAL FUND LLC	5.848	5.848	5.848
**D	PIMCO EQUITY SERIES: PIMCO RAE FUNDAMENTAL INTERNATIONAL FUND	5.767	5.767	5.767
**D	ALASKA COMMON TRUST FUND	12.652	12.652	12.652
**D	GEUT PAN EUROPEAN EQUITY INDEX FUND	620	620	620
**D	RUSSELL INSTL FUNDS, LLC-RUSSELL GLOB LISTED INFRA FUND	262.646	262.646	262.646
**D	RUSSELL INSTITUTIONAL FUNDS, LLC-RUSSELL GLOB EQ PLUS FUND	1.113	1.113	1.113
**D	FLOURISH INVESTMENT CORPORATION	232.870	232.870	232.870
**D	FLOURISH INVESTMENT CORPORATION	57.834	57.834	57.834
**D	BANK OF KOREA	1.064	1.064	1.064
**D	PEOPLE'S BANK OF CHINA	244.685	244.685	244.685
**D	SPHERE FTSE EUROPE SUSTAINABLE YIELD INDEX ETF	274	274	274
**D	ASIAN DEVELOPMENT BANK	32.142	32.142	32.142
**D	STANDARD LIFE INV GLO ABS RETURN STRAT MASTER FUND LTD.	322.776	322.776	322.776
**D	THE WORKERS' COMPENSATION BOARD	898.502	898.502	898.502
**D	CALIFORNIA PUBLIC EMPLOYEES RETIREMENT SYSTEM	1.348.585	1.348.585	1.348.585
**D	ROMAN CATHOLIC BISHOP OF SPRINGFIELD A CORPORATION SOLE	258	258	258
**D	CALIFORNIA STATE TEACHERS RETIREMENT SYSTEM	534.609	534.609	534.609
**D	VANGUARD FTSE DEVELOPED EUROPE ALL CAP INDEX ETF	4.976	4.976	4.976
**D	VANGUARD FTSE DEVELOPED ALL CAP EX NORTH AMERICA INDEX ETF	4.809	4.809	4.809
**D	VANGUARD DEVEL ALL-CAP EX NORTH AMERICA EQT IND POOLED FUND	1.002	1.002	1.002
**D	VANGUARD INVESTMENTS II COMMON CONTRACTUAL FUND	11.988	11.988	11.988
**D	VANGUARD INVESTMENTS COMMON CONTRACTUAL FUND	42.426	42.426	42.426
**D	VANGUARD FTSE DEVELOPED EUROPE INDEX ETF	1.243	1.243	1.243
**D	NEW YORK STATE TEACHERS RETIREMENT SYSTEM	3.460	3.460	3.460
**D	PENSIENFONDS METAAL OFF	58.827	58.827	58.827
**D	PRUDENTIAL RETIREMENT INSURANCE & ANNUITY COMPANY	256.198	256.198	256.198
**D	PRUDENTIAL RETIREMENT INSURANCE & ANNUITY COMPANY	6.075	6.075	6.075
**D	VAILLSBURG FUND LLC	15.930	15.930	15.930
**D	WELLINGTON MANAGEMENT FUNDS (IRELAND) PLC	462	462	462
**D	BLACKROCK STRATEGIC FUNDS	69.194	69.194	69.194
**D	BLACKROCK GLOBAL INDEX FUNDS	33.404	33.404	33.404
**D	GOLDMAN SACHS FUNDS	22.763	22.763	22.763
**D	KIEGER FUND I	3.572	3.572	3.572
**D	ISHARES MSCI ACWI ETF	120.228	120.228	120.228
**D	ISHARES EUROPE ETF	146.894	146.894	146.894
**D	ISHARES MSCI EAFE ETF	2.105.460	2.105.460	2.105.460



**LISTA ESITO DELLE VOTAZIONE**  
**Oggetto: Autorizzazione acquisto/alienazione azioni proprie**

**FAVOREVOLI**

Badge	Ragione Sociale	Proprio	Delega	Totale
**D	ISHARES MSCI EAFE VALUE ETF	296.461	296.461	296.461
**D	ISHARES GLOBAL INDUSTRIALS ETF	25.324	25.324	25.324
**D	ISHARES MSCI EUROZONE ETF	927.994	927.994	927.994
**D	ISHARES MSCI ITALY CAPPED ETF	970.011	970.011	970.011
**D	ISHARES MSCI KOKUSAI ETF	2.205	2.205	2.205
**D	ISHARES GLOBAL INFRASTRUCTURE ETF	2.630.120	2.630.120	2.630.120
**D	BLACKROCK MSCI WORLD INDEX FUND OF BLACKROCK FUNDS	5.722	5.722	5.722
**D	BLACKROCK INST TRUST CO NA INV FUNDSFOR EMPLOYEE BENEFIT TR	3.981.939	3.981.939	3.981.939
**D	BLACKROCK CORE MSCI EAFE ETF	588.627	588.627	588.627
**D	ISHARES CORE MSCI TOTAL INTERNATIONAL STOCK ETF	95.086	95.086	95.086
**D	ISHARES CORE MSCI INTERNATIONAL DEVELOPED ETF	816	816	816
**D	ISHARES MSCI WORLD ETF	6.372	6.372	6.372
**D	ISHARES CORE MSCI EAFE IMI INDEX ETF	17.685	17.685	17.685
**D	ISHARES MSCI EUROPE IMI INDEX ETF	6.916	6.916	6.916
**D	ISHARES CORE MSCI EUROPE ETF	78.774	78.774	78.774
**D	ISHARES EDGE MSCI INTL SIZE FACTOR ETF	308	308	308
**D	ISHARES INTERNATIONAL FUNDAMENTAL INDEX ETF	5.206	5.206	5.206
**D	CONNECTICUT GENERAL LIFE INSURANCE COMPANY	1.712	1.712	1.712
**D	THRIFT SAVINGS PLAN	1.198.863	1.198.863	1.198.863
**D	BLACKROCK CDN MSCI EAFE EQUITY INDEX FUND	134.188	134.188	134.188
**D	CDN ACWI ALPHA TILTS FUND	21.413	21.413	21.413
**D	BLACKROCK CDN WORLD INDEX FUND	14.606	14.606	14.606
**D	BLACKROCK CDN MSCI EAFE INDEX PLUS FUND	3.102	3.102	3.102
**D	BLACKROCK CDN GLOBAL INFRASTRUCTURE EQUITY INDEX FUND	376.693	376.693	376.693
**D	BLACKROCK INDEX FUNDS INC.-BLACKROCK INTERNATIONAL INDEX FUND	194.807	194.807	194.807
**D	RUSSELL DEVELOPED EX-U.S. LARGE CAP INDEX FUND B	3.785	3.785	3.785
**D	WORLD ALPHA TILTS NON-LENDABLE FUND B	431	431	431
**D	BGI MSCI EAFE EQUITY INDEX NON-LENDABLE FUND B	124.343	124.343	124.343
**D	GLOBAL ALPHA TILTS FUND B	3.077	3.077	3.077
**D	IMPACT GLOBAL ALPHA TILTS NON-LENDABLE FUND B	869	869	869
**D	BLACKROCK MSCI WORLD EQUITY ESG SCREENED INDEX FUND B	46.866	46.866	46.866
**D	EUROPEX-CONTROVERSIAL WEAPONS EQUITY INDEX FUND B	30.862	30.862	30.862
**D	GLOBAL EX US ALPHA TILTS FUND B	30.439	30.439	30.439
**D	DEPARTMENT OF STATE LANDS	16.912	16.912	16.912
**D	IBM RETIREMENT PLAN	8.973	8.973	8.973
**D	COLLEGE RETIREMENT EQUITIES FUND	734.485	734.485	734.485
**D	TIIA-CREF INTERNATIONAL EQUITY INDEX FUND	286.071	286.071	286.071
**D	METROPOLITAN SERIES FUND- MSCI EAFE INDEX PORTFOLIO	31.412	31.412	31.412
**D	STATE OF MINNESOTA	3.062	3.062	3.062
**D	MULTI-STYLE, MULTI-MANAGER FUNDS PLC	23.900	23.900	23.900
**D	CONSOLIDATED EDISON RETIREMENT PLAN	41.599	41.599	41.599
**D	ONTARIO TEACHERS PENSION PLAN BOARD	83.685	83.685	83.685
**D	ISHARES PUBLIC LIMITED COMPANY	895.852	895.852	895.852



## LISTA ESITO DELLE VOTAZIONE

Oggetto: Autorizzazione acquisto/alienazione azioni proprie

## FAVOREVOLI

Badge	Ragione Sociale	Proprio	Delega	Totale
**D	ISHARES II PUBLIC LIMITED COMPANY	1.373.748	1.373.748	1.373.748
**D	ISHARES V PUBLIC LIMITED COMPANY	20.028	20.028	20.028
**D	ISHARES III PUBLIC LIMITED COMPANY	131.048	131.048	131.048
**D	ISHARES VI PUBLIC LIMITED COMPANY	4.613	4.613	4.613
**D	ISHARES IV PUBLIC LIMITED COMPANY	3.535	3.535	3.535
**D	ISHARES VII PLC	363.226	363.226	363.226
**D	BLACKROCK AM DE FOR ISHS DJ EUROZONE SUST SCR. UCITS ETF (DE)	36.943	36.943	36.943
**D	BLACKROCK AM DE FOR ISHARES EURO STOXX UCITS ETF (DE)	200.309	200.309	200.309
**D	BLACKROCK AM DE FOR ISHS STOXX EU SELECT DIV 30 UCITS ETF (DE)	948.213	948.213	948.213
**D	BLACKROCK AM DE FOR ISHS STOXX EUROPE LARGE 200 UCITS ETF (DE)	4.904	4.904	4.904
**D	ISHARES I INV MIT TGV F ISHS ST EUR600 IND.GOODS+SER.UCITS ETF	51.213	51.213	51.213
**D	BLACKROCK AM DE FOR ISHARES STOXX EUROPE 600 UCITS ETF (DE)	325.208	325.208	325.208
**D	NAT WESTM BK PLC ATF THE PRUD QUAL INV SC UM UT- PRUD E QIS F	20.732	20.732	20.732
**D	BLACKROCK AM SCHWEIZ AG OBO BIFS WORLD EX SWITZ EQ INDEX FUND	1.975	1.975	1.975
**D	PACE INTERNATIONAL EQUITY INVESTMENTS	29.748	29.748	29.748
**D	ABBEY LIFE ASSURANCE COMPANY LIMITED	129.302	129.302	129.302
**D	SCOTTISH WIDOWS OVERSEAS GROWTH INV F ICVC - EURO GROWTH F	287.194	287.194	287.194
**D	STATE STREET TRUSTEES LTD AFF ABERDEEN CAPITAL TRUST	28.626	28.626	28.626
**D	SCOTTISH WIDOWS INV SOLUTIONS F ICVC- EUROPEAN (EX UK) EQ FD	139.553	139.553	139.553
**D	BRUNEI INVESTMENT AGENCY	888	888	888
**D	BNY MELLON TR+DER ATF ST. JAMES'S PLACE GLOBAL EQ UNIT TR	115.867	115.867	115.867
**D	OMNIS MANAGED INVESTMENTS ICVC - OMNIS MULTI-ASSET INCOME FUND	104.309	104.309	104.309
**D	HBOS INTERNATIONAL INV FUNDS ICVC- EUROPEAN FUND	117.983	117.983	117.983
**D	FIRST STATE INV ICVC - FIRST STATE GLOBAL LISTED INFRA FUND	3.833.478	3.833.478	3.833.478
**D	THE TRUSTEES OF GOLDMAN SACHS UK RETIREMENT PLAN	1.715	1.715	1.715
**D	M+G INVESTMENT FUNDS (1)- M+G EUROPEAN INDEX TRACKER FUND	10.852	10.852	10.852
**D	M+G INVESTMENT FUNDS (14) - M+G INCOME ALLOCATION FUND	366.842	366.842	366.842
**D	ABERDEEN INV FUNDS UK ICVC II-ABERDEEN EUR EQ ENHANCED INDEXF	46.962	46.962	46.962
**D	STICHTING PHILIPS PENSIOENFONDS	51.364	51.364	51.364
**D	LEGG MASON FUNDS ICVC- LEGG MASON IF RARE GLOBAL INF INC FUND	643.553	643.553	643.553
**D	M+G INVESTMENT FUNDS (11)- M+G EPISODE INCOME FUND	352.597	352.597	352.597
**D	BAHRAIN MUMTALAKAT HOLDING COMPANY	24.544	24.544	24.544
**D	VANGUARD INV FDS ICVC-VANG FTSE DEV WOR LD EX - UK EQT IND FD	61.460	61.460	61.460
**D	VANGUARD INV F ICVC-VANGUARD FTSE DEV EUROPE EX-UK EQ INDEX F	137.631	137.631	137.631
**D	VANGUARD INV F ICVC-VANGUARD FTSE GLOB ALL CAP IND FUND	586	586	586
**D	SCOTTISH WID INV SOLS F ICVC - FDMNTL LOW VOL IND GLO EQT F	5.000	5.000	5.000
**D	SCOTTISH WIDOWS INV SOL F ICVC- FUNDAMENTAL INDEX GLB EQ F	37.979	37.979	37.979
**D	ARGO GLOBAL LISTED INFRASTRUCTURE LIMITED	211.440	211.440	211.440
**D	FIRST STATE SUPERANNUATION SCHEME	59.471	59.471	59.471
**D	RUSSELL GLOBAL LISTED INFRASTR FUND - (DOLLAR SIGN)A HEDGED	232.397	232.397	232.397
**D	LAZARD GLOBAL LISTED INFRASTRUCTURE FUND	2.759.795	2.759.795	2.759.795
**D	LAZARD GLOBAL EQUITY FRANCHISE FUND	23.469	23.469	23.469
**D	SUNSUPER SUPERANNUATION FUND	25.009	25.009	25.009

LISTA ESITO DELLE VOTAZIONE  
 Oggetto: Autorizzazione acquisto/alienazione azioni proprie

FAVOREVOLI

Badge	Ragione Sociale	Proprio	Delega	Totale
**D	THE ANNENBERG FOUNDATION	1.044	1.044	1.044
**D	ANNE RAY FOUNDATION	10.221	10.221	10.221
**D	ILLINOIS TOOL WORKS INC. MASTER TRUST	25.530	25.530	25.530
**D	MARGARET A. CARGILL FOUNDATION	7.419	7.419	7.419
**D	UBS FINANCIAL SERVICES INC PENSION PLAN TRUST	8.475	8.475	8.475
**D	SAMFORD UNIVERSITY PENSION PLAN TRUST	736	736	736
**D	AVANDA GLOBAL MULTI-ASSET MASTER FUND	48.000	48.000	48.000
**D	A.I.DUPONT TESTAMENTARY TRUST	771	771	771
**D	BEAT DRUGS FUND ASSOCIATION	26.700	26.700	26.700
**D	ATIVO INTERNATIONAL EQUITY FUND LP	1.236	1.236	1.236
**D	BUNTING INTERNATIONAL DEVELOPED EQUITY TE LLC	623	623	623
**D	CARROLL AVENUE PARTNERS LLC	5.125	5.125	5.125
**D	EVA VALLEY MAI LLC	44.984	44.984	44.984
**D	PYRAMIS GLOBAL EX U.S.INDEX FUND LP	3.268	3.268	3.268
**D	FS OVERLAY C - PARAMETRIC	4.192	4.192	4.192
**D	FOURTH AVENUE INVESTMENT COMPANY	3.055	3.055	3.055
**D	THE BUNTING FAM INT DEVELOPED EQUITY LIMITED LIABILITY CO	602	602	602
**D	LEHMAN-STAMM FAMILY PARTNERS LLC	6.181	6.181	6.181
**D	82A HOLDINGS, LLC	2.148	2.148	2.148
**D	NELKE PARTNERSHIP	19.554	19.554	19.554
**D	ORIZABA, LP	1.307	1.307	1.307
**D	SENTINEL INTERNATIONAL FUND	2.378	2.378	2.378
**D	SENTINEL INTERNATIONAL TRUST	568	568	568
**D	SIM GLOBAL BALANCED TRUST.	4	4	4
**D	SILVER GROWTH FUND, LP	5.124	5.124	5.124
**D	GLOBAL BOND FUND	10.125	10.125	10.125
**D	MALACHITE 35 TRUST	61.895	61.895	61.895
**D	K INVESTMENTS SH LIMITED	47.121	47.121	47.121
**D	NATIONAL COUNCIL FOR SOCIAL SECURITY FUND, P.R.C	19.955	19.955	19.955
**D	GIC PRIVATE LIMITED	419.713	419.713	419.713
**D	FIDELITY INVESTMENT TRUST FIDELITY INTERNATIONAL CAPITAL APPRECIATION	42	42	42
**D	FIDELITY SALEM STREET TRUST: FIDELITY FLEX INTERN INDEX FUND	90.281	90.281	90.281
**D	FIDELITY SALEM STREET TRUST: FIDELITY SERIES GLOBAL EX U.S. INDEX FUND	26.129	26.129	26.129
**D	NEW ZEALAND SUPERANNUATION FUND	277.737	277.737	277.737
**D	ENERGY INVESTMENT FUND	273.612	273.612	273.612
**D	MAGELLAN INFRASTRUCTURE FUND (UNHEDED)	7.555	7.555	7.555
**D	GOVERNMENT EMPLOYEES SUPERANNUATION BOARD	273.778	273.778	273.778
**D	GOVERNMENT EMPLOYEES SUPERANNUATION BOARD	5.600	5.600	5.600
**D	PARTNERS GROUP GLOBAL MULTI-ASSET FUND	108.609	108.609	108.609
**D	MAGELLAN CORE INFRASTRUCTURE FUND	591.719	591.719	591.719
**D	MAGELLAN INFRASTRUCTURE FUND	18.890	18.890	18.890
**D	CLEARWATER INTERNATIONAL FUND	48.977	48.977	48.977
**D	MORGAN STANLEY DEFINED CONTRIBUTION MASTER TRUST			



## LISTA ESITO DELLE VOTAZIONE

Oggetto: Autorizzazione acquisto/alienazione azioni proprie

## FAVOREVOLI

Badge	Ragione Sociale	Proprio	Delega	Totale
**D	MASTER TR AGREE BETWEEN PFIZER INC AND THE NORTHERN TR CO		4.321	4.321
**D	PRESBYTERIAN CHURCH (USA) FOUNDATION		1.053	1.053
**D	SAMFORD UNIVERSITY		352	352
**D	UBS 401 (K) PLAN TRUST		42.845	42.845
**D	USAA MASTER TRUST (PENSION AND RSP)		3.141	3.141
**D	DUKE ENERGY CORPORATION MASTER RETIREMENT TRUST		49.791	49.791
**D	FRESNO COUNTY EMPLOYEES' RETIREMENT ASSOCIATION		67.123	67.123
**D	FRESNO COUNTY EMPLOYEES' RETIREMENT ASSOCIATION		1.485	1.485
**D	ILLINOIS MUNICIPAL RETIREMENT FUND		11.340	11.340
**D	LOS ANGELES CITY EMPLOYEES RETIREMENT SYSTEM		40.820	40.820
**D	CITY OF LOS ANGELES FIRE AND POLICE PENSION PLAN		22.550	22.550
**D	CITY OF LOS ANGELES FIRE AND POLICE PENSION PLAN		4.500	4.500
**D	LOCKHEED MARTIN CORPORATION MASTER RETIREMENT TRUST		77.432	77.432
**D	POLICEMEN'S ANNUITY AND BENEFIT FUND OF CHICAGO		42.337	42.337
**D	STATE UNIVERSITIES RETIREMENT SYSTEM		156.679	156.679
**D	CITY OF TALLAHASSEE		31.322	31.322
**D	UTAH STATE RETIREMENT SYSTEMS		77.010	77.010
**D	NAV CANADA REGIONAL MUNICIPALITY MASTER TRUST		7.695	7.695
**D	NAV CANADA PENSION PLAN		8.847	8.847
**D	FUTURE FUND BOARD OF GUARDIANS FOR AND ON BEHALF OF FUTURE F		58.530	58.530
**D	FUTURE FUND INVESTMENT COMPANY NO.2 PTY LTD		609.297	609.297
**D	COMMONWEALTH SUPERANN CORP ATF ARIA INVESTMENTS TR		40.215	40.215
**D	MAGELLAN INFRASTRUCTURE FUND (CURRENCY HEDGED)		27.871	27.871
**D	THE TRUSTESS OF IBM PENSION PLAN		13.941	13.941
**D	PUBLIC EMPLOYEES RETIREMENT ASSOCIATION OF COLORADO		116.279	116.279
**D	COMMONWEALTH GLOBAL LISTED INFRASTRUCTURE FUND 7		35.384	35.384
**D	COMMONWEALTH GLOBAL LISTED INFRASTRUCTURE FUND 4		167.802	167.802
**D	COLONIAL FIRST STATE WHOLESAL GLOBAL LISTED INFR SEC F		879.325	879.325
**D	COMMONWEALTH GLOBAL SHARE FUND 29		1.349	1.349
**D	INVESTCO ITALIAN HOLDINGS SRL		66.513.016	66.513.016
**D	MFG INVESTMENT FUND PLC		17.733	17.733
**D	POLAR CAPITAL FUNDS PLC		15.837	15.837
**D	ILLINOIS STATE BOARD OF INVESTMENT		44.831	44.831
**D	BANCO NACIONAL DE PANAMA, ACTING AS TRUSTEE OF THE FIDEICOMISO DE FONDO DE AHORRO DE PANAMA		1.512	1.512
**D	STICHTING FONDS 1818 TOT NUT VAN HET ALGEMEEN		4.172	4.172
**D	FJARDE AP-FONDEN		168.703	168.703
**D	STICHTING BEDRIJFST VOOR HET BEROEPSVERVOER OVER DE WEG		61.959	61.959
**D	AMUNDI SIF EUROPEAN EQUITY INDEX FUND		1.115	1.115
**D	AMUNDI FUNDS EQUITY EURO RISK PARITY		49.237	49.237
**D	FONDACO ROMA EURO BALANCED CORE		322	322
**D	FONDAZIONE ROMA SIF - EQUITY SLEEVE		1.982	1.982
**D	CNP ASSURANCES SA		2.932.746	2.932.746
**D	LA BANQUE POSTALE DE PREVOYANCE		48.100	48.100

LISTA ESITO DELLE VOTAZIONE  
 Oggetto: Autorizzazione acquisto/alienazione azioni proprie  
**FAVOREVOLI**

Badge	Ragione Sociale	Proprio	Delega	Totale
**D	PREVIPOSTE	233.450	233.450	233.450
**D	FCP EDMOND DE ROTHSCHILD EURO SRI	31.950	31.950	31.950
**D	FCP RSI EURO F	57.439	57.439	57.439
**D	FCP ICARE	6.636	6.636	6.636
**D	AGIRA RETRAITE DIVERSIFIE	6.703	6.703	6.703
**D	FCP AMUNDI HORIZON	37.632	37.632	37.632
**D	PREDIQUANT A2 - DIVIDENDES EURO	56.662	56.662	56.662
**D	GRD 18 ACTIONS	794.610	794.610	794.610
**D	FCP PORTFOLIO ICR ACTIONS	12.886	12.886	12.886
**D	FCP AMUNDI ACTIONS EURO ISR	8.071	8.071	8.071
**D	SICAV AMUNDI ACTIONS EURO ISR	21.191	21.191	21.191
**D	ASSURDIX	883	883	883
**D	FCP AMUNDI ETF MSCI EUROPE EX EMU PEA UCITS ETF	79.028	79.028	79.028
**D	ATOUT EUROPE SMART BETA	4.593	4.593	4.593
**D	LCL ACTIONS EUROPE SMART BETA	2.105	2.105	2.105
**D	AMUNDI INDEX SOLUTIONS	2.795	2.795	2.795
**D	STG PFDS CORP EXPRESS MANDAAT ALLIANCE CAPITA	2.747	2.747	2.747
**D	STG BFF VOOR HET LEVENSMID. BEDRIJF IPM	16.250	16.250	16.250
**D	PETTELAAR EFFECTENBEW. INZ. SNSRESP. IND. FND	69.450	69.450	69.450
**D	BRIDGEWATER PURE ALPHA TRADING COMPANY II, LTD	1.213.559	1.213.559	1.213.559
**D	RUSSELL GLOBAL INFRASTRUCTURE POOL	1.517.970	1.517.970	1.517.970
**D	THE GREAT-WEST LIFE ASSURANCE COMPANY	4.600	4.600	4.600
**D	IG MACKENZIE DIVIDEND GROWTH FUND	162.700	162.700	162.700
**D	IG MACKENZIE STRATEGIC INCOME FUND	30.100	30.100	30.100
**D	MACKENZIE CANADIAN LARGE CAP DIVIDEND FUND	83.900	83.900	83.900
**D	MACKENZIE CANADIAN LARGE CAP DIVIDEND CLASS	4.700	4.700	4.700
**D	MACKENZIE STRATEGIC INCOME FUND	358.449	358.449	358.449
**D	MACKENZIE GLOBAL DIVIDEND FUND	433.851	433.851	433.851
**D	MACKENZIE INCOME FUND	66.600	66.600	66.600
**D	MACKENZIE CANADIAN LARGE CAP DIVIDEND & GROWTH FUND	68.500	68.500	68.500
**D	MACKENZIE DIVERSIFIED ALTERNATIVES FUND	10.000	10.000	10.000
**D	THE GLENCORE CANADIAN PENSION FUNDS TRUST-FOREIGN EQUITY FUND	95.967	95.967	95.967
**D	HYDRO ONE PENSION PLAN	268.810	268.810	268.810
**D	ONTARIO POWER GENERATION INC. PENSION PLAN	134.265	134.265	134.265
**D	BMO CANADA PENSION PLAN	22.533	22.533	22.533
**D	RENAISSANCE GLOBAL INFRASTRUCTURE FUND	2.373.834	2.373.834	2.373.834
**D	IMPERIAL GLOBAL EQUITY INCOME POOL	144.938	144.938	144.938
**D	STEWARDSHIP FOUNDATION	278	278	278
**D	WBW TRUST NUMBER ONE	333	333	333
**D	DEBORAH LOEB BRICE	461	461	461
**D	ALAMOSA LLC	438	438	438
**D	ALLAN G. LOZLER	15.202	15.202	15.202
**D	CERVURITE INTERNATIONAL LLC	27.055	27.055	27.055



## LISTA ESITO DELLE VOTAZIONE

Oggetto: Autorizzazione acquisto/alienazione azioni proprie

Badge	Ragione Sociale
**D	FLORIDA, LLC - APERIO
**D	1975 IRREVOCABLE TRUST OF CD WEYERHAUSER
**D	1973 IRREVOCABLE TRUST OF CD WEYERHAUSER
514	ANGELETTI FRANCO
<b>Totale voti</b>	<b>558.837.739</b>
<b>Percentuale votanti %</b>	<b>86,944941</b>
<b>Percentuale Capitale %</b>	<b>67,673598</b>

## FAVOREVOLI

Proprio	Delega	Totale
	8.045	8.045
	641	641
10	212	212
		10

Azionisti:  
Azionisti in proprio:724 Teste:  
17 Azionisti in delega:

Pagina 40

24  
707

Assemblea Ordinaria del 21 aprile 2017ESITO VOTAZIONE

**Oggetto : Approvazione di piani di incentivazione**

**Hanno partecipato alla votazione:**

-n° 1.583 azionisti,  
portatori di n° 642.748.998 azioni ordinarie, tutte ammesse al voto,  
pari al 77,835004% del capitale sociale.

**Hanno votato:**


		% su Azioni Ordinarie
Favorevoli	432.565.328	67,299261
Contrari	210.124.587	32,691546
SubTotale	<u>642.689.915</u>	99,990808
Astenuti	59.083	0,009192
Non Votanti	0	0,000000
SubTotale	<u>59.083</u>	0,009192
<b>Totale</b>	<u>642.748.998</u>	100,000000

Ai sensi dell'art. 135-undecies del TUF **non sono computate** ai fini del calcolo della maggioranza e del capitale richiesto per l'approvazione della delibera numero **0** azioni pari al **0,000000%** delle azioni rappresentate in aula.

LISTA ESITO DELLE VOTAZIONE  
 Oggetto: Approvazione di piani di incentivazione

## CONTRARI

Badge	Ragione Sociale	Proprio	Delega	Totale
1606	MAGNANI SONIA		984.726	984.726
DE*	ALLEANZA ASSICURAZIONI SPA		122.220	122.220
DE*	GENERALI INVESTMENTS EUROPE S.P.A.		79.910	79.910
DE*	GENERALI INVESTMENTS EUROPE SPA		11.672	11.672
DE*	GENERALI INVESTMENTS EUROPE SPA SGR		37.560	37.560
DE*	GENERALI INVESTMENTS LUXEMBURG S.A.		1.314.198	1.314.198
DE*	GENERALI ITALIA SPA	1.000		1.000
1693	CHIURAZZI LUIGI	31.000		31.000
2106	CARLE DOMENICO		334.037	334.037
4130	AGOSTINI ANTONIO		47.400	47.400
**D	BLACKROCK INDEX SELECTION FUND		23.585	23.585
**D	FIDANTE PARTNERS LIQUID STRATEGIES		10.724	10.724
**D	ARK LIFE ASSURANCE COMPANY LIMITED		32.342	32.342
**D	GERANA SICAV-SIF S.A.		258.705	258.705
**D	FRANKLIN TEMPLETON INVESTMENT FUNDS		84.598	84.598
**D	FRANKLIN TEMPLETON INVESTMENT FUNDS		366	366
**D	UNI-GLOBAL		500.944	500.944
**D	T. ROWE PRICE FUNDS SICAV		415.482	415.482
**D	AVIVA INVESTORS AVIVA INVESTORS LUXEMBOURG		62.140	62.140
**D	JPMORGAN INVESTMENT FUNDS		104.527	104.527
**D	JPMORGAN FUNDS		28.343	28.343
**D	SCHRODER INTERNATIONAL SELECTION FUND		32.500	32.500
**D	CBRE CLARION FUNDS SICAV-GLOBAL ALCEDA F		23.500	23.500
**D	SWISSLIFE BANQUE VALEUROPE		42.732	42.732
**D	NM5 WIEQ BRF ACCOUNT		89.793	89.793
**D	NM5 GIEP DWS ACCOUNT		65.026	65.026
**D	NM5 GIEP NVN ACCOUNT		2.875.517	2.875.517
**D	NM5-WIEQ-CNS ACCOUNT		984.350	984.350
**D	NCF-GBL INFRASST STOCK FD		7.000	7.000
**D	WIF LAZ GBL PFD LIS INFRA		111.500	111.500
**D	DPAM GL. STRAT. L. CONTIN.		235.490	235.490
**D	DPAM EQ. I. EMUTIN		2.050	2.050
**D	ALLIANZ EAD EUROPE HIGH DIVIDEND		103.819	103.819
**D	ALLIANZ GHR EM AGI EUR HIGH DIVIDEND		995.565	995.565
**D	SCHWAB INTERNATIONAL INDEX FUND		2.101	2.101
**D	THE MASTER TRUST BANK OF JAPAN LTD		10.007	10.007
**D	GMO ALPHA ONLY FUND		3.154	3.154
**D	JTSB STB DAIWA STOCK INDEX FUND 9807		2.936.084	2.936.084
**D	JAPAN TRUSTEE SERVICES BANK LTD		206.098	206.098
**D	FIDELITY FUNDS SICAV		7.677	7.677
**D	NN (L)		1.374.941	1.374.941
**D	JAPAN TRUSTEE SERVICES BANK LTD			
**D	DEUTSCHE GLOBAL INFRASTRUCTURE FUND			





## LISTA ESITO DELLE VOTAZIONE

Oggetto: Approvazione di piani di incentivazione

## CONTRARI


Badge	Ragione Sociale	Proprio	Delega	Totale
**D	SCHWAB FUNDAMENTAL INTER LARGE COMP IN F	26.053	26.053	26.053
**D	MACQUARIE GLOBAL LISTED INFRASTRUCTURE C	51.984	51.984	51.984
**D	THORNBERG GLOBAL INVESTMENT PLC	7.584	7.584	7.584
**D	SEI INSTITUTIONAL MANAGED TRUST MULTI-AS	3.095	3.095	3.095
**D	KBI EAFE MARKETS EQUITY CIT	21.387	21.387	21.387
**D	COH STEERS GL.LIST. INFR.FD	124.615	124.615	124.615
**D	NUVEEN GLOBAL INFRASTRUCTURE FUND	771.693	771.693	771.693
**D	ADVISOR MANAGED TRUST - TACTICAL OFFENSI	13.271	13.271	13.271
**D	GLOBAL X SCIENTIFIC BETA EUROPE ETF	661	661	661
**D	PANAGORA RISK PARITY M.A.C.FD	952	952	952
**D	BEST INVESTMENT CORPORATION	21.610	21.610	21.610
**D	SCHRODER GLOBAL EQUITY STABILISER	49.530	49.530	49.530
**D	HSBC GROUP HONG KONG LOCAL STAFF RETIREMENT BENEFIT SCHEME	1.857	1.857	1.857
**D	STICHT BEDRIJ MEDIA PNO	39.300	39.300	39.300
**D	KEMPEN EUROPEAN HIGH DIVIDEND FUND N.V.	1.226.007	1.226.007	1.226.007
**D	FCP SAINT MARTIN 7	34.900	34.900	34.900
**D	CSAM MONCEAU	3.366	3.366	3.366
**D	CARDIF ASSICURAZIONI SPA	15.000	15.000	15.000
**D	HENDERSON INSTIT EUROPE INDEX OPP FUND	49.849	49.849	49.849
**D	CANDRIAM BELGIUM MANDAT FRR	273.237	273.237	273.237
**D	ROBECO NV	46.095	46.095	46.095
**D	FCP VILLIERS ACTIONS EDRA	194.600	194.600	194.600
**D	THE RBS AS DEPOSITARY FOR ABERDEEN	6.631	6.631	6.631
**D	CARDIF VITA COMPAGNIA ASSIC E RIASS SPA	750.000	750.000	750.000
**D	ALLIANZGI FONDS NASPA PENSIONSFONDS	2.734	2.734	2.734
**D	ALLIANZGI FONDS AFE	19.317	19.317	19.317
**D	ALLIANZGI FONDS AKTIEN EUROPA	13.100	13.100	13.100
**D	DEKA MASTER HAER I	48.415	48.415	48.415
**D	ALLIANZGI FONDS PENSIONS	3.943	3.943	3.943
**D	ALLIANZGI SHL	4.000	4.000	4.000
**D	ALLIANZ GLOBAL INVESTORS EUROPE	43.000	43.000	43.000
**D	ALLIANZGI FONDS MAFI	9.000	9.000	9.000
**D	HFZH COFONDS	19.000	19.000	19.000
**D	ALLIANZGI FONDS PF2	8.101	8.101	8.101
**D	ALLIANZGI FONDS PTV2	27.891	27.891	27.891
**D	ALLIANZGI FONDS PF1	24.758	24.758	24.758
**D	ALLIANZGI FONDS MASTER DRT	21.250	21.250	21.250
**D	ALLIANZGI FONDS SIV	6.500	6.500	6.500
**D	ALLIANZGI FONDS COEN2	15.000	15.000	15.000
**D	DILL COFONDS	3.700	3.700	3.700
**D	ALLIANZGI FONDS SCHLUCCO	14.000	14.000	14.000
**D	ALLIANZGI FONDS KDCO	20.000	20.000	20.000
**D	ALLIANZGI FONDS FTB	11.000	11.000	11.000

## LISTA ESITO DELLE VOTAZIONE

Oggetto: Approvazione di piani di incentivazione

## CONTRARI

Badge	Ragione Sociale	Proprio	Delega	Totale
**D	ALLIANZGI FONDS ALLRA		2.610	2.610
**D	BAYVK A4 FONDS		23.824	23.824
**D	AKTIEN EUROPA 2		100.000	100.000
**D	UNIVERSAL-CAV		23.414	23.414
**D	ABERDEEN GLOBAL		1.900	1.900
**D	BFTCJ DPF REVEH CITIBK RH FD SERV JERSEY		2.162	2.162
**D	MERCER OVERSEAS PROPERTY TRUST		81.517	81.517
**D	AMP CAP UNHEGDED GL SHS MULTI MAN FUND		13.790	13.790
**D	CLEARVIEW INFRASTRUCTURE FUND		349.543	349.543
**D	ENHANCED INDEX INTERNATIONAL SHARE FUND		68.224	68.224
**D	WHOLESALE UNIT TRUST GL. INFRASTRUCTURE F		115.115	115.115
**D	IPAC SPEC INV STR INT SHARE STR NO 9		1.464	1.464
**D	AMP INTERNATIONAL EQUITY INDEX FUND		50.947	50.947
**D	WHOLESALE GLOBAL EQUITY INDEX FUND		2.019	2.019
**D	AMP GLOBAL LISTED INFRAST INDEX FUND HED		117.066	117.066
**D	FIRST STATE INVESTMENTS GLOBAL LISTED IN UNISUPER		181.155	181.155
**D	PI CH - EUROPEAN EX SWISS EQUITIES TRACKER EX SL		32.591	32.591
**D	PI CH-WORLD EX SWISS EQUITIES TRACKER US		12.502	12.502
**D	BANQUE PICTET & CIE SA		41.264	41.264
**D	UMBERTO TRUST CAPITAL		23.126	23.126
**D	PGSF GLOBAL HIGH YIELD UTILITIES EQUITIES FUND		818	818
**D	PGSF GLOBAL UTILITIES EQUITIES FUND		8.399	8.399
**D	PGSF GLOBAL UTILITIES EQUITIES CURRENCY HEDGE FUND		1.494.570	1.494.570
**D	PGSF GLOBAL INCOME STOCK FUND		23.378	23.378
**D	PICTET-EUROPE INDEX		44.934	44.934
**D	FUJI XEROX PENSION FUND		155.175	155.175
**D	GLOBAL HIGH DIVIDEND EQUITY MOTHER FUND		96.800	96.800
**D	SHINKO GLOBAL EQUITY INDEX MOTHER FUND		270.000	270.000
**D	GIVI GLOBAL EQUITY FUND CLT AC		913	913
**D	ROBECO CAPITAL GROWTH FUNDS		5.552	5.552
**D	RBC DEXIA MACQUARIE FD SOLUTIONS		1.746	1.746
**D	MAPLE BROWN ABBOTT FUNDS PLC		31.103	31.103
**D	KEMPEN INTERNATIONAL FUNDS		169.167	169.167
**D	BLACKROCK INSTITUTIONAL JERSEY FUNDS		261.490	261.490
**D	BLACKROCK INSTITUTIONAL POOLED FUND PLC		14.442	14.442
**D	SHELL TRUST (BERMUDA) LIMITED AS TRUSTEE		20.733	20.733
**D	SHELL TRUST (BERMUDA) LTD AS TRUSTEE OF THE SHELL OVERSEAS C.P. FUND		5.864	5.864
**D	UBS INTERNATIONAL EQUITY RELATIONSHIP FUND		12.151	12.151
**D	NFS LIMITED TRAFALGAR COURT LES BANQUES		17.392	17.392
**D	SAS TRUSTEE CORPORATION LEVEL 16 83		17.898	17.898
**D	H.E.S.T. AUSTRALIA LIMITED		651.645	651.645
**D	STATE SUPER FINANCIAL SERVICES AUSTRALIA		17.804	17.804
**D			451.237	451.237



## LISTA ESITO DELLE VOTAZIONE

Oggetto: Approvazione di piani di incentivazione

## CONTRARI

Badge	Ragione Sociale	Proprio	Delega	Totale
**D	UBS GLOBAL ASSET MANAGEMENT LIFE LTD	152.665	152.665	152.665
**D	THE BOEING COMPANY EMPLOYEE RETIREMENT P	213.978	213.978	213.978
**D	HARTFORD LIFE INSURANCE COMPANY	15.037	15.037	15.037
**D	DELTA PILOTS DISABILITY TRUST	7.219	7.219	7.219
**D	BLACKROCK GLOBAL LISTED INFRASTRUCTURE F	6.930	6.930	6.930
**D	THE BARCLAYS BANK UK RETIREMENT FUND	8.667	8.667	8.667
**D	UBS ASSET MANAGEMENT LIFE LTD	6.891	6.891	6.891
**D	FQ ESSENTIAL BETA FUND LTD	5.000	5.000	5.000
**D	CONNECTICUT GENERAL LIFE INSURANCE COMPA	4.799	4.799	4.799
**D	CHINA LIFE INSURANCE (GROUP) COMPANY	7.139	7.139	7.139
**D	IUCRF PTY LTD FOR THE LABOUR UNION CO-O	3.154	3.154	3.154
**D	BANCO CENTRAL DE TIMOR EST	31.956	31.956	31.956
**D	BLACKROCK SCREEN WHOLE INDEXED INT EQ FD	782	782	782
**D	ADVANCE INTERNATIONAL SHARE INDEX FUND	15.322	15.322	15.322
**D	UBS (US) GROUP TRUST	268.007	268.007	268.007
**D	MTBJ DAIDO LIFE FOREIGN EQUITY MOTHER FD	2.271	2.271	2.271
**D	BLACKROCK WHOLESALE INDEXED INTERNATIONA	31.492	31.492	31.492
**D	AXA EQUITABLE LIFE INSURANCE CO	4.863	4.863	4.863
**D	AUSCOAL SUPERANNUATION FUND	371.504	371.504	371.504
**D	BLACKROCK INTERNATIONAL ALPHA TILTS FUND	79.300	79.300	79.300
**D	WSP INTERNATIONAL EQUITIES TRUST	8.906	8.906	8.906
**D	BLACKROCK INDEXED ALL-COUNTRY EQUITY FUN	1.980	1.980	1.980
**D	UBS GLOBAL ALLOCATION FUND	28.132	28.132	28.132
**D	T ROWE PRICE INTERNATIONAL EQUITY INDEX	18.929	18.929	18.929
**D	NVIT INTERNATIONAL INDEX FUND	61.170	61.170	61.170
**D	EQ ADV. TRUST AXA INTL.CORE MANAGED VOLA	26.984	26.984	26.984
**D	MINISTRY OF STRATEGY AND FINANCE	66.454	66.454	66.454
**D	FLEXSHARES STOXX GLOBAL ESG IMPACT INDEX	70	70	70
**D	JNL-S&P INTERNATIONAL 5 FUND	39.526	39.526	39.526
**D	RETIREMENT INCOME PLAN OF SAUDI ARABIAN OIL COMPANY	2.915	2.915	2.915
**D	RETIREMENT INCOME PLAN OF SAUDI ARABIAN	288	288	288
**D	AQR INTERNATIONAL MOMENTUM FUND	12.192	12.192	12.192
**D	JNL/BROOKFIELD GLOBAL INFRASTRUCTURE FUND	666.600	666.600	666.600
**D	AQR FUNDS AQR TAX-MANAGED INTL MOMENTUM	3.173	3.173	3.173
**D	JNL/MELLON CAPITAL INTNAL INDEX FUND	78.611	78.611	78.611
**D	EQ ADVISORS TST - ATM INTERNATIONAL MANA	31.048	31.048	31.048
**D	EQ ADVISORS TST - ATM INTERNATIONAL MANA	13.945	13.945	13.945
**D	EQ ADVISORS TRUST-AXA GLOBAL EQ MANAGED	21.273	21.273	21.273
**D	EQ.ADVISORS TRUST - AXA TEMPLETON GLOBAL	5.614	5.614	5.614
**D	GOLDMAN SACHS TRUST - GOLDMAN SACHS INTE	54.886	54.886	54.886
**D	PETERCAM B FUND	260.718	260.718	260.718
**D	PUBLIC EMPLOYEES RETIREMENT SYSTEM OF OHIO	47.143	47.143	47.143
**D	THE MASTER TRUST BANK OF JAPAN, LTD AS TRUSTEE FOR MUTB400045796	556.984	556.984	556.984

LISTA ESITO DELLE VOTAZIONE  
 Oggetto: Approvazione di piani di incentivazione

CONTRARI

Badge	Ragione Sociale	Proprio	Delega	Totale
**D	SWICHTING SHELL PENSIONFONDS	14.463	14.463	14.463
**D	SHELL PENSIONS TRUST LIMITED AS TRUSTEE OF SHELL CONTRIBUTORY PENSION FUND	15.726	15.726	15.726
**D	THE MASTER TRUST BANK OF JAPAN, LTD. AS TRUSTEE FOR MUTB400045792	439.867	439.867	439.867
**D	FORSTA AP - FONDEN	1.972.604	1.972.604	1.972.604
**D	KAPITALFORENINGEN PENSAM INVEST PSI 30 EUROPAEISKE AKTIER	78.860	78.860	78.860
**D	ALLIANZGI-FONDS DSPT	14.219	14.219	14.219
**D	BUREAU OF LABOR FUNDS- LABOR PENSION FUND	196.882	196.882	196.882
**D	BUREAU OF LABOR FUNDS- LABOR PENSION FUND	21.606	21.606	21.606
**D	BUREAU OF LABOR FUNDS-LABOR INSURANCE FUND	131.680	131.680	131.680
**D	NATIONWIDE INTERNATIONAL INDEX FUND	47.055	47.055	47.055
**D	PENSIONSKASSEN BORNE-OG UNGDOMSPAEDAGOGE	102.222	102.222	102.222
**D	PENSIONSKASSEN FOR BORNE-OG UNGDOMS	54.174	54.174	54.174
**D	TRUST AND CUSTODY SERVICED BANK LIMITED	35.830	35.830	35.830
**D	EQ.ADVISORS TRUST-AXA/AB DYNAMIC GROWTH	17.826	17.826	17.826
**D	VANTAGETRUST III MASTER COLLECTIVE INVES	13.672	13.672	13.672
**D	EQ ADVISORS TRUST-AXA INTL.MANAGED VOLAT	59.096	59.096	59.096
**D	THE MASTER TRUST BANK OF JAPAN LTD	29.280	29.280	29.280
**D	STICHTING PENSIOENFONDS VOOR HUISARTISEN	27.356	27.356	27.356
**D	BUREAU OF LABOR FUNDS-LABOR INSURANCE FUND	6.100	6.100	6.100
**D	BUREAU OF LABOR FUNDS-LABOR INSURANCE FUND	5.091	5.091	5.091
**D	BUREAU OF LABOR FUNDS-LABOR INSURANCE FUND	635.549	635.549	635.549
**D	BUREAU OF LABOR FUNDS - LABOR RETIREMENT FUND	47.262	47.262	47.262
**D	NEW YORK STATE COMMON RETIREMENT FUND	19.946	19.946	19.946
**D	CITY OF PHILADELPHIA PUBLIC RETIREMENT	337.746	337.746	337.746
**D	FIDELITY INVESTMENT FUNDS - FIDELITY Y GLOBAL DIVIDEND FUND	24.744	24.744	24.744
**D	FIDELITY INSTITUTIONAL PAN EUROPEAN FUND	50.540	50.540	50.540
**D	ALLIANZ UK & EUROPEAN INVESTMENT FUNDS -	87.069	87.069	87.069
**D	FIDELITY INVESTMENT FUNDS - FIDELITY	39.539	39.539	39.539
**D	MASTER TRUST FOR NATIONAL PENSION FD	3.189	3.189	3.189
**D	TRUST AND CUSTODY SERVICED BANK LIMITED	27.920	27.920	27.920
**D	TRUST AND CUSTODY SERVICED BANK LIMITED	47.004	47.004	47.004
**D	SMA RELATIONSHIP TRUST SERIES G	19.820	19.820	19.820
**D	PROSHARES DJ BROOKFIELD GLOB.INFRASTR.ET	13.863	13.863	13.863
**D	MMA PRAXIS INTERNATIONAL INDEX FUND	15.594	15.594	15.594
**D	NEW MEXICO STATE INVESTMENT COUNCIL	37.931	37.931	37.931
**D	DELTA MASTER TRUST	1.442	1.442	1.442
**D	NEW MEXICO STATE INVESTMENT COUNCIL	252	252	252
**D	PROSHARES HEDGED FTSE EUROPE ETF	3.605	3.605	3.605
**D	O'SHARES FTSE EUROPE QUALITY DIVIDEND ET	10.891	10.891	10.891
**D	OPPENHEIMER MACQUARIE GLOBAL INFRASTRUCTR	12.423	12.423	12.423
**D	PUERTO RICO TELEPHONE COMPANY MASTER TRU	6.832	6.832	6.832
**D	UBS FTSE RAFI DEVELOPED 1000 INDEX FUND	84.387	84.387	84.387
**D	UBS MSCI WORLD MINIMUM VOLATILITY INDEX	1.810	1.810	1.810
**D	MANULIFE INTERNATIONAL EQUITY INDEX FUND			



## LISTA ESITO DELLE VOTAZIONE

Oggetto: Approvazione di piani di incentivazione

## CONTRARI

Badge	Ragione Sociale	Proprio	Delega	Totale
**D	MANULIFE SENTINEL INCOME (33) FUND UT 2	22.200	22.200	22.200
**D	MAPLE BROWN ABBOT GLOBAL LISTED INFR FD	817.379	817.379	817.379
**D	THE GREAT-WEST LIFE ASSURANCE COMPAN	4.700	4.700	4.700
**D	REGIME DE RETRAITE D HYDRO QUEBEC	73.422	73.422	73.422
**D	MACQUARIE GLOBAL INFRASTRUCTURE INCOME F	18.663	18.663	18.663
**D	FONDS DE SOLIDARITE DES TRAV.QUEBEC FTQ	4.236	4.236	4.236
**D	BOMBARDIER TRUST (CANADA) REAL RETURN AS	125.611	125.611	125.611
**D	THE BOMBARDIER TRUST (UK)	133.787	133.787	133.787
**D	NATWEST DEP SW SVSTPI IB1 GS C	56.413	56.413	56.413
**D	LABORERS PENSION FUND OF WESTERN CANADA	27.500	27.500	27.500
**D	MANULIFE SOBEYS GLOBAL EQUITY FUND UT	68.700	68.700	68.700
**D	MANULIFE GLOBAL INFRASTRUCTURE FUND	146.200	146.200	146.200
**D	MANULIFE INVESTMENT EXCHANGE FUND CORP	50.800	50.800	50.800
**D	BROOKFIELD GLOBAL LISTED INFRASTRUCTURE	169.000	169.000	169.000
**D	BROOKFIELD GLOBAL INFRASTRUCTURE SECURIT	125.000	125.000	125.000
**D	LONDON LIFE INSURANCE COMPANY	200	200	200
**D	GENUS DIVIDEND EQUITY FUND	98.500	98.500	98.500
**D	GENUS FOSSIL FREE CANGLOBE EQUITY FUND	29.800	29.800	29.800
**D	ROYAL BANK OF CANADA (CHANNEL ISLANDS) L	3.707	3.707	3.707
**D	CENTRAL FINANCE BOARD METHODIST CHURCH	3.430	3.430	3.430
**D	FIRST STATE GLOBAL OPPORTUNITIES FUND	566.556	566.556	566.556
**D	SOUTH YORKSHIRE PENSIONS AUTHORITY	86.500	86.500	86.500
**D	WEST MIDLANDS METROPOLITAN AUT PENS FD	133.000	133.000	133.000
**D	WEST YORKSHIRE PENSION FUND	150.000	150.000	150.000
**D	PRUDENTIAL ASSURANCE COMPANY LTD	49.404	49.404	49.404
**D	PRUDENTIAL PENSIONS LIMITED	15.025	15.025	15.025
**D	NATIONAL GRID UK PENSION SCHEME	127.709	127.709	127.709
**D	PHOENIX UNIT TRUST MANAGERS EURO	26.644	26.644	26.644
**D	PHOENIX UNIT TRUST MANAGERS BOTHWELL EUROPE FUND	375.310	375.310	375.310
**D	MOORE CAPITAL MANAGEMENT LP	41.227	41.227	41.227
**D	HELABA INVEST KAPITALANLAGEGESELLSCHAFT MBH	18.387	18.387	18.387
**D	NMM5-GIEP BRI ACCOUNT	132.807	132.807	132.807
**D	GIM SPECIALIST INVESTMENT FUNDS	11.284	11.284	11.284
**D	ARTISAN INTERNATIONAL GROWTH TRS	435.878	435.878	435.878
**D	SCHRODER INTERNATIONAL MULTI-CAP EQ	14.904	14.904	14.904
**D	M TR FOR DEF CONTR PLNS OF AIRLINES	187.243	187.243	187.243
**D	FCP LBPAM AVENIR EURO	40.106	40.106	40.106
**D	FCP LBPAM ACTIONS VALUE EURO	450.000	450.000	450.000
**D	FCP LBPAM DIVERSIFIE FOCUS OBLIG 3 5	19.552	19.552	19.552
**D	FCP LBPAM MM EURO ACTIONS	14.180	14.180	14.180
**D	FCP FEDERIS IRC ACTIONS	347.000	347.000	347.000
**D	FCP LBPAM ACTIONS EURO LARGE CAP	508.210	508.210	508.210
**D	FCP BNP PARIBAS ACTIONS EUROLAND	56.032	56.032	56.032

LISTA ESITO DELLE VOTAZIONE

Oggetto: Approvazione di piani di incentivazione

CONTRARI

Badge	Ragione Sociale	Proprio	Delega	Totale
**D	FCP BNP PARIBAS ACTIONS EUROPE		1.633	1.633
**D	FCP LBPAM ACTIONS EUROMONDE		221.610	221.610
**D	FCP LBPAM ACTIONS EUROPE LARGE CAP		13.000	13.000
**D	FCP LBPAM ACTIONS CROISSANCE EURO		268.947	268.947
**D	SAINT MARTIN 2		140.716	140.716
**D	BARYUM QUANT FCP		65.500	65.500
**D	FCP SAKKARAH 7		10.372	10.372
**D	AXA ROSENBERG EUROBL0C		323.400	323.400
**D	CAISSE DES DEPOTS ET CONSIGNAT		29.588	29.588
**D	FONDS DE RESERVE POUR LES RETRAITES		44.992	44.992
**D	RAVGDT DIVERSIFIE II LBPAM		29.379	29.379
**D	AMUNDI		238.378	238.378
**D	LA FRANCAISE LUX		79.879	79.879
**D	BNP PARIBAS FUND III NV		2.191	2.191
**D	BNP PARIBAS B PENSION STABILITY		18.984	18.984
**D	BNP PARIBAS B INVEST		4.868	4.868
**D	BNP PARIBAS B PENSION BALANCED		297.108	297.108
**D	METROPOLITAN RENTASTRO		90.008	90.008
**D	BNP PARIBAS LI		359.466	359.466
**D	BNP PARIBAS A FUND		75.682	75.682
**D	AXA VERSICHERUNGEN AG		5.000	5.000
**D	AXA LEBEN AG		9.000	9.000
**D	BANQUE PICTET & CIE SA		111.323	111.323
**D	COMMINGLED PEN TR FD INTL(RES.ENHAN.IND)		8.822	8.822
**D	SCHRODER GLOBAL ENHANCED INDEX FUND		86.866	86.866
**D	TELSTRA SUPERANNUATION SCHEME		12.162	12.162
**D	BLACKROCK FISSION INDEXED INTL EQUITY FD		29.839	29.839
**D	BOMBARDIER TRUST U.S. MASTER TRUST		22.886	22.886
**D	AVIVA LIFE & PENSIONS UK LIMITED		123.376	123.376
**D	JPMORGAN FUND II ICVC - JPM BALANCED MAN		2.420	2.420
**D	MARSHFIELD CLINIC MASTER TRUST		23.943	23.943
**D	VARIABLE PORTE - PYRAMIS INT EQUITY FUND		315.323	315.323
**D	SBC MASTER PENSION TRUST		232.315	232.315
**D	MINISTRY OF STRATEGY AND FINANCE		10.287	10.287
**D	JPMORGAN LIFE LIMITED		67.560	67.560
**D	TAMESIDE MBC RE GREATER MANCHESTER PENSION FUND		1.858.854	1.858.854
**D	AVIVA LIFE AND PENSIONS UK LIMITED		28.371	28.371
**D	BUREAU OF LABOR FUNDS- LABOR PENSION FUND		34.801	34.801
**D	STICHTING DEPOSITARY APG DEVELOPED MARKETS EQUITY MINIMUM VOLATILITY POOL		162.638	162.638
**D	VANTAGETRUST III MASTER COLLECTIVE INVES		126.728	126.728
**D	SCHRODER QEP GLOBAL CORE FUND		66.785	66.785
**D	TRUST AND CUSTODY SERVICED BANK LIMITED		4.990	4.990
**D	JPMORGAN GLOBAL ALLOCATION FUND		67.749	67.749



## LISTA ESITO DELLE VOTAZIONE

Oggetto: Approvazione di piani di incentivazione

## CONTRARI

Badge	Ragione Sociale	Proprio	Delega	Totale
**D	JPMORGAN INTERNAT. RESEARCH ENHANCED EQUI	298.265	298.265	298.265
**D	JPMORGAN GLOBAL RETURN EU EQUIT ETF	4.436	4.436	4.436
**D	JPMORGAN GLOBAL RESEARCH ENHANCED INDEX FUND	382.056	382.056	382.056
**D	JPMORGAN DIVERSIFIED REAL RETURN FUND	7.067	7.067	7.067
**D	DUKE ENERGY RETIREMENT SAVINGS PLAN	64.504	64.504	64.504
**D	FIDELITY M AND R-ORACLE CORPORATION 401(K) SAVINGS ANDINVESTMENT PLAN	61.876	61.876	61.876
**D	JPMORGAN INSURANCE TRUST GLOBAL ALLOCATI	2.700	2.700	2.700
**D	1290 FUNDS - 1290 SMARTBETA EQUITY FUND	500	500	500
**D	AXA INSURANCE LIMITED	105.500	105.500	105.500
**D	FRIENDS LIFE LIMITED	119.187	119.187	119.187
**D	FRIENDS LIFE AND PENSIONS LIMITED	8.575	8.575	8.575
**D	AMEV SCHADE BELEGGINGEN	17.405	17.405	17.405
**D	ASR LEVENVERZEKERING DE EENDRAGT PENSIO	28.809	28.809	28.809
**D	AXENT NABESTAANDENZORG N.V.	22.187	22.187	22.187
**D	AMERSF ALG BELEGGINGEN INZAKE AOV	8.981	8.981	8.981
**D	ASR LEVENVERZEKERING N.V.	174.289	174.289	174.289
**D	AMEV LEVEN BELEGGINGEN	1.373	1.373	1.373
**D	EUROPEESCHE VERZEKERING MAATSCHAPPIJ NV	3.121	3.121	3.121
**D	ASR AANVULLENDE ZIETEKOSTENVERSEKERING	859.417	859.417	859.417
**D	GLOBAL INFRASTR DIV FOCUS EQUITY FUND	2.745.512	2.745.512	2.745.512
**D	SWISS NATIONAL BANK	73.395	73.395	73.395
**D	TRUST E CUSTODY SERVICES BANK LTD	21.981	21.981	21.981
**D	NMMS-WIEQ-NVN ACCOUNT	359.296	359.296	359.296
**D	BBVABCO DEPOSITARIOINVEST FUNDS	9.517	9.517	9.517
**D	BBVA PENSION FUND	1.830	1.830	1.830
**D	AZL NFJ INTERNATIONAL VALUE FUND	6.000	6.000	6.000
**D	GUGGENHEIM WORLD EQUITY INCOME FD	9.800	9.800	9.800
**D	GVFT SERIES D WORLD EQUITY INC SER	2.268	2.268	2.268
**D	DEUTSCHE XTRKS MSCI ALL WORLD HDG	990	990	990
**D	BNYMCIL MK DIVGRIFD	30.210	30.210	30.210
**D	DREYFUS GLOBAL INFRASTRUCTURE FUND	46.858	46.858	46.858
**D	NM PERA KBI EAFE DEVELOPED	246	246	246
**D	DREYFUS STRATEGIC BETA GLOBAL EQ FD	1	1	1
**D	BOK KIC AAEQ 3	19.088	19.088	19.088
**D	MSAR SCHRODER	1	1	1
**D	BOK MCM DM PEQ	43.461	43.461	43.461
**D	NN PPINV NN PREMIUM DIVIDEND FUND	702	702	702
**D	AOHT HAI RHUMBLINE EAFE	530	530	530
**D	HRCID REPT HAP RHUMBLINE EAFE	15.641	15.641	15.641
**D	EMPLOYEES RETIREMENT TRUST OF BANK OF MONTREAL HARRIS	5.592	5.592	5.592
**D	KAPITALFORENINGEN EMD INVEST GLOBALE AKTIER II	3.204	3.204	3.204
**D	KAPITALFORENINGEN EMD INVEST GLOBALE AKTIER III	211.165	211.165	211.165
**D	700021 PD GLOBALE AKTIER I			

Azionisti:  
Azionisti in proprio:1088 Teste:  
2 Azionisti in delega:4  
1086

Pagina 8

**LISTA ESITO DELLE VOTAZIONE**  
**Oggetto: Approvazione di piani di incentivazione**

**CONTRARI**

Badge	Ragione Sociale	Proprio	Totale
**D	700241 PD STABILE AKTIER	41.794	41.794
**D	56053 IP GLOBAL EQUITIES I	21.056	21.056
**D	TACS NONUS EQUITY CORE MKT CONTINU	7.907	7.907
**D	PFI DIV REAL ASSET FUND BROOKFIELD	113.100	113.100
**D	AST BLRKK GBLB STR INT SAE PDDC	27.217	27.217
**D	AST JPM GL THEM PORT 2 INT EME PDNB	13.835	13.835
**D	AST JENNISON GLOBAL INFRASTR. PDWN	10.064	10.064
**D	PRU JEN GL INFRASTRUCTURE FUND PDLF	57.327	57.327
**D	GREAT WEST INTERNATIONAL INDEX FUND	27.097	27.097
**D	ABERDEEN DIVERSIFIED INCOME AND GROWTH TRUSTPLC	31.341	31.341
**D	BNYMTCIL BNYM GBL EQUITY INC FUND	260.731	260.731
**D	OXFORD DIOCESAN BOARD OF FINANCE	13.500	13.500
**D	UNIVERSITY OF LONDON FREE	26.400	26.400
**D	SIR JAMES KNOTT TRUST	15.900	15.900
**D	RCM SCHOLARSHIP FUND	9.400	9.400
**D	UNI OF NOTTINGHAM END FUND	12.300	12.300
**D	SOMERVILLE COLLEGE MAIN FUND	11.100	11.100
**D	ST ANNES COLLEGE	11.200	11.200
**D	CRIPPLEGATE FOUNDATION	10.600	10.600
**D	UNIVERSITY OF STRATHCLYDE GF	3.400	3.400
**D	HUNTER ENDOWMENT	1.600	1.600
**D	DESERET MWRP ARTISAN	32.202	32.202
**D	PFI INTL EQUITY INDEX FUND	29.456	29.456
**D	BNYMTCIL LAZARD GBL EQTY FRNCHS FND	141.677	141.677
**D	BNYMTCIL LAZARD GBL LI EQUITY FD	5.161.789	5.161.789
**D	BNYTD CF MACQUARIE GBL INFRS SRS FD	29.838	29.838
**D	PFI OVERSEAS FD PMC	23.855	23.855
**D	BNYTD CF CANLIFE GBLB INFRA FD	24.604	24.604
**D	PFI GLB DIV INC FD COLONIA FIRST ST	925.846	925.846
**D	NATWEST DEP NEWTON CONT EURO FD	1	1
**D	NATWEST DEP NEWTON GLOBAL INC FD	2.238.773	2.238.773
**D	NATWEST DEP NEWTON ML AS DIV RET FD	20.660	20.660
**D	IQ 50 PERCENT HEDGED FTSE INTL ETF	9.126	9.126
**D	IQ 50 PERCENT HEDGED FTSE EURO ETF	5.066	5.066
**D	GS ACTIVE BETA INTL EQUITY ETF	11.328	11.328
**D	GS ACTIVEBETA EUROPE ETF	1.318	1.318
**D	DEUTSCHE XTRK MSCI EMU HDG EQ ETF	4.458	4.458
**D	BLACKROCK GLOBAL FUNDS	1.988.564	1.988.564
**D	VOYA INTERNATIONAL INDEX PORTFOLIO	45.770	45.770
**D	NEXTERA DB ARTISAN NON US	79.890	79.890
**D	SR5F PARAMETRIC DELTA SHIFT	1.232	1.232
**D	TEACHERS RETIREMENT SYSTEM OF LOUISIANA	140.090	140.090
**D	TEACHERS RETIREMENT SYSTEM OF LOUISIANA	4.200	4.200





## LISTA ESITO DELLE VOTAZIONE

Oggetto: Approvazione di piani di incentivazione

## CONTRARI

Badge	Ragione Sociale	Proprio	Delega	Totale
**D	BLL AQUILA LIFE EUROPEAN EQUITY	1.151.674	1.151.674	1.151.674
**D	AST ACADEM STRAT AAJENNISON PD07	262.976	262.976	262.976
**D	BLK MULTI AST INC IDX EGY STRAT	327.368	327.368	327.368
**D	BLK MULTI ASSET INC PF EUR EQU INC	217.426	217.426	217.426
**D	BLL AQUILA LIFE OSEAS EQUITY FUND	7.621	7.621	7.621
**D	BLL AQUILA LIFE GLOBAL MINIMUM	88.540	88.540	88.540
**D	BLL ASCENT LIFEENHANCED	47.303	47.303	47.303
**D	BLL AQUILA LIFE MSCI WORLD FUND	64.765	64.765	64.765
**D	BLL AQUILA LIFE FTSE RAFI DEVELOPED	32.748	32.748	32.748
**D	APL RB EQ DEV MIRA	2.220	2.220	2.220
**D	PFI DIV REAL ASSET FUND MACQUARIE	293.293	293.293	293.293
**D	DEUTSCHE XTRKS MSCI EURO CCYHDG	114.866	114.866	114.866
**D	ARC RB EQ DEV KAITOS	1.009	1.009	1.009
**D	NYPF FIDELITY	42.357	42.357	42.357
**D	SBSA GEPF BLACKROCK EQUITY	53.454	53.454	53.454
**D	DEUTSCHE XTRK SP HDG GLBL INFR	6.261	6.261	6.261
**D	ROWF GT ALPHAETEXUS	39.679	39.679	39.679
**D	KCLF COLONIAL 1ST ST GLI	124.971	124.971	124.971
**D	DEUTSCHE XTRKS MSCI EAFE CCYHDG	253.906	253.906	253.906
**D	PGTF DR NON US EQUITY GT	9.591	9.591	9.591
**D	ASV RB EQ DEV MENKAR	2.481	2.481	2.481
**D	ABN AMRO PF UBS RAFI 1000	27.080	27.080	27.080
**D	ABN AMRO PF UBS MINVAR	302.209	302.209	302.209
**D	ABN AMRO PF IPM RAFI 1000	25.404	25.404	25.404
**D	ABN AMRO PF BR MINVAR	311.260	311.260	311.260
**D	STICHTING PENSIOENFONDS VAN DE ABNAMRO BANK N V	77.312	77.312	77.312
**D	DBX FTSE DEV EX US COMP FACTOR	82	82	82
**D	CLSF DEUTSCHEGLOBAL INFRA	15.538	15.538	15.538
**D	SAEF SCE PANAGORA QUAL	16.200	16.200	16.200
**D	NATWEST DEP NEWTON MA INCOME FD	33.292	33.292	33.292
**D	LB CROYDON LGIM	16.661	16.661	16.661
**D	RAILWAYS PENSION TRUSTEE COMPANY LIMITED	36.729	36.729	36.729
**D	CP2F LAZARD INFRASTRUCTURE	140.018	140.018	140.018
**D	DREYFUS GLOBAL EQUITY INCOME FUND	145.889	145.889	145.889
**D	DREYFUS INTERNATIONAL STOCK INDEX FUND	17.074	17.074	17.074
**D	FPCF SSGA MSCI WORLD EXUS	5.725	5.725	5.725
**D	FPCF WINTON GLOBAL	950	950	950
**D	FPCF SSGA EDHEC	1.766	1.766	1.766
**D	FXPF LAZARD INFRASTRUCTUR	618.480	618.480	618.480
**D	DEUTSCHE XTRK MSCI ITALY HDG ETF	3.708	3.708	3.708
**D	NHTF ARTISAN PARTNERS	69.353	69.353	69.353
**D	SHELL PENSION TRUST	12.577	12.577	12.577
**D	DRMA LTD	18.349	18.349	18.349

LISTA ESITO DELLE VOTAZIONI

Oggetto: Approvazione di piani di incentivazione

CONTRARI

Badge	Ragione Sociale	Proprio	Delega	Totale
**D	WF AUTO CLUB INSURANCE ASSOCIATION		29.146	29.146
**D	SLI GLOBAL ABSOLUTE RET STRATEGIES		1.071.495	1.071.495
**D	SLI GBL SICAV CON EU EQ IN FD		72.425	72.425
**D	C9W CIPW FD PARAMETRIC	849		849
**D	BNYMTD AMITY EUROPEAN FUND	60.000		60.000
**D	AT AND T SAVINGS GROUP INVESTMENT TRUST	21.950		21.950
**D	BLACKROCK ACWI USIMI	121.644		121.644
**D	ATIVO	8.200		8.200
**D	OSMOSIS INVESTMENT	17.448		17.448
**D	UEFF MCM MSCI WORLD FD	5.007		5.007
**D	PUBLIC EMPLOYEE RETIREMENT SYSTEM OF IDAHO	20.874		20.874
**D	CEBF LEIA ATIVO IE	6.800		6.800
**D	RAYTHEON MASTER PENSION TRUST	1.351		1.351
**D	PDBF NUVEEN	130.340		130.340
**D	PDBF FIRST STATE	222.024		222.024
**D	PGEF PG E QUALIFIED PANAGORA EAFE	11.077		11.077
**D	PGQF FIRST STATE	23.337		23.337
**D	CZ AANDELEN SSGA	4.496		4.496
**D	ACHERA POOLS FC ANW	24.814		24.814
**D	CENTRAL STATES SOUTHEAST AND SOUTHWEST AREAS PENSION FUND	298.031		298.031
**D	COLUMBIA SUSTAINABLE INTL EQ ETF	3.256		3.256
**D	COLUMBIA SUSTAINABLE GLOBAL EQ ETF	1.387		1.387
**D	NBK UBS EQ	6.177		6.177
**D	NON US EQ MGR PT 4 OFFSR MT ARTISAN	63.767		63.767
**D	AZL INTERNATIONAL INDEX FUND	58.360		58.360
**D	BGF FLEX MULTI ASSET GBL EQ PF	6.252		6.252
**D	LRPF KLEINWORT BENSON	32.406		32.406
**D	DEUTSCHE XTRK MSCI EAFE HDY HDG ETF	1.108		1.108
**D	DEUTSCHE XTRK MSCI EMU HDY HDG ETF	4.472		4.472
**D	DEUTSCHE XTRK MSCI STH EUR HDG ETF	1.285		1.285
**D	BNYMTCIL FT GBL ALPHADEX UCITS ETF	80		80
**D	OSBF ARTISAN INTL GROWTH	15.033		15.033
**D	UNITED CHURCH FUNDS QMA BFF	655		655
**D	US BK BROOKFIELD GLB LST INF IN FD	222.800		222.800
**D	USBK BROOKFIELD GBL LIS INFRAS FD	177.000		177.000
**D	USBK BROOKFIELD REAL ASSETS SEC FD	19.400		19.400
**D	USBK REGIONAL TRANSPORTATION DSPP	738		738
**D	USBK AHAI RHUMBLINE ADVISERS	757		757
**D	USBK AMERICAN HEART ASSOCIATION INC	905		905
**D	LAWRENCE LIVERMORE NATIONAL SECURITY LLC AND LOS ALAMOS NATIONAL SECURITY LLC DEFINED BENEFIT PLANGROUP TRUST	41.910		41.910
**D	5.739	38.544		38.544
**D	ATFF ARTISAN PARTNERS			
**D	MSV JP MORGAN			



## LISTA ESITO DELLE VOTAZIONE

Oggetto: Approvazione di piani di incentivazione

## CONTRARI


Badge	Ragione Sociale	Proprio	Delega	Totale
**D	AP7 EQUITY FUND		376.898	376.898
**D	ALASKA PERMANENT FUND CORPORATION	364		364
**D	BES LEGAL AND GENERAL EUR BPSLGEUR	61.029		61.029
**D	ALASKA PERMANENT FUND CORPORATION	16.287		16.287
**D	1217 APG DME INDUSTR	177.486		177.486
**D	1253 APG DME CORE EU	333.075		333.075
**D	2054 APG DME BLACKR	308.152		308.152
**D	CBRE CLARION GLOBAL INFRASTRUCTURE VALUE FUND	43.135		43.135
**D	VIRGINIA RETIREMENT SYSTEM	265.733		265.733
**D	PANAGORA RISK PARITY MULTI ASSET MASTER FUND LTD	5.729		5.729
**D	MIDDLETOWN WORKS HOURLY AND SALARIED UNION RETIREES HEALTH CARE FUND	1.859		1.859
**D	CPA COP PSERS PSERS ACWI X US INDEX	61.860		61.860
**D	CPZ COP SERS ARTISAN PARTNERS LP	149.460		149.460
**D	CPZ COP SERS MCM MSCI WORLD X US	82.836		82.836
**D	ENSIGN PEAK ARTISAN INTL LCG	88.722		88.722
**D	LOUISIANA STATE ERS MSCI EXUS INDEX	1		1
**D	NV PERS MELLON CAPITAL INDEX	142.442		142.442
**D	NV RBLF ALLNCEBNSN INTL EQ	2.440		2.440
**D	TEA BLACKROCK INC INTL	77.590		77.590
**D	UTC EDHEC BLACKROCK UNITED TECHNOLOGIES CORPORATION MASTER RETIREMENT	2.707		2.707
**D	UPMC BMO PENSION	2.580		2.580
**D	UPMC BMO FCP	2.433		2.433
**D	UPMC BMO	2.255		2.255
**D	AST GS MULTI ASSET PORT LIQ PDHB	5.909		5.909
**D	POOL RE JPM REI EQUITY	10.792		10.792
**D	SP VAN DE NEDERLANDSCHE BANK	5.182		5.182
**D	POOL RE L AND G MSCI EQ	3.160		3.160
**D	BLL AQUIL LIFGLO3000 FMEN WHT INDFD	27.743		27.743
**D	BNYMTD BLK CONTINENTAL EURO INC	2.098.220		2.098.220
**D	BNYMTD BLK CONT EUR EQ TRCK FD INV	388.299		388.299
**D	BNYMTD BLK DYN DVSD GR PFFD ASSTALL	8.835		8.835
**D	FLORIDA RETIREMENT SYSTEM	28.387		28.387
**D	BLACKROCK WORLD EX FLORIDA RET SYS	167.556		167.556
**D	ARTISAN PARTNERS FLORIDA RET SYS FLORIDA RETIREMENT SYSTEM	575.897		575.897
**D	BROOKFIELD REAL ASSETS INCOME FUND INC	81.900		81.900
**D	PENSION RESERVES INVESTMENT TRUST FUND	142.064		142.064
**D	EMPLOYERS RETIREMENT SYSTEM OF THE STATE OF HAWAII	42.265		42.265
**D	VEBA PARTNERSHIP N L P	12.511		12.511
**D	VOYA INTERNATIONAL CORE FUND	2.488		2.488
**D	BRIDGE BUILDER INTERNATIONAL EQUITY FUND	6.904		6.904
**D	GENERAL MILLS INVESTMENT TRUST	58.660		58.660
**D	VEBA TRUST FOR THE GENERAL MILLS AND BAKERY CONFECTIONERY TOBACCO AND GRAIN MILLERS HEALTH AND WELFARE PLAN	11.562		11.562

**LISTA ESITO DELLE VOTAZIONE**

Oggetto: Approvazione di piani di incentivazione

**CONTRARI**

Badge	Ragione Sociale	Proprio	Delega	Totale
**D	INDIANA PUBLIC RETIREMENT SYSTEM		33.684	33.684
**D	MERCY INVESTMENT SERVICES INC		6.746	6.746
**D	PUBLIC EMPLOYEES RETIREMENT SYSTEM OF MISSISSIPPI		67.142	67.142
**D	AGI PPI NR 30 HEL 1482 03 5601 SPK		7.386	7.386
**D	AGI VGI 1 DIV QUA 8477 25 6338 SPK		10	10
**D	AGI VGL RCM S VAL 8478 10 6359 SPK		1.850	1.850
**D	AGI PV WS RCM VAL 8490 06 5209 SPK		320	320
**D	AGI VKA RCM S VAL 8502 10 6376 SPK		980	980
**D	THE STATE OF CONNECTICUT ACTING THROUGH ITS TREASURER		68.494	68.494
**D	SOUTH CAROLINA RETIREMENT SYSTEMS GROUP TRUST		109.101	109.101
**D	UMC BENEFIT BOARD INC		18.742	18.742
**D	UPS GROUP TRUST		47.606	47.606
**D	INTERNATIONAL BANK FOR RECONSTRUCTION AND DEVELOPMENT		26.833	26.833
**D	MACQUARIE GLOBAL INFRASTRUCTURE TOTAL RETURN FUND INC		343.688	343.688
**D	FRK MUT EURO FD		44.246	44.246
**D	FRANKLIN MUTUAL EUROPEAN FUND		5.095	5.095
**D	FCT FRK GLOBAL LSTD INFRASTRUCT FD		54.605	54.605
**D	PIONEER INVESTMENT MANAGEMENT SGRPA / AZIONARIO CRESCITA		314.991	314.991
**D	ELEVA UCITS FUND-ELEVA ABSOLU.		1.341.900	1.341.900
**D	ELEVA UCITS FUND-ELEVA ABSOLUT		34.200	34.200
**D	TRUST AND CUSTODY SERVICES B.		5.200	5.200
**D	KOKUSAI EQUITY INDEX FUND		5.037	5.037
**D	CONSULTING GROUP CAPITAL MARK.		9.377	9.377
**D	CNS GLOBAL LIST INFRASTRUCTUR.		164.920	164.920
**D	TRUST + CUSTODY SERVICES BANK,		161.537	161.537
**D	TRUST AND CUSTODY SERVICES BAN		43.237	43.237
**D	THE GREEN TREE FUND OF THE AME		2.833	2.833
**D	NUVEEN GLOBAL INVESTORS FUND P		47.729	47.729
**D	ARRCO LONG TERME B		70.898	70.898
**D	ARRCO LONG TERME E		33.862	33.862
**D	METROPOLE GESTION		362.400	362.400
**D	IXIS FLAMME		27.939	27.939
**D	SG ACTIONS EUROPE MULTIGESTION		2.565	2.565
**D	ETOILE INDUSTRIE EUROPE		14.006	14.006
**D	OFI MARKET NEUTRAL EQUITY		38.565	38.565
**D	SG ACTIONS EUROPE		879	879
**D	SG ACTIONS EUROPE LARGE CAP		2.698	2.698
**D	ETOILE ACTIONS RENDEMENT		52	52
**D	INVESCO ASSET MANAGEMENT LIMIT		23.578	23.578
**D	OFI AM		14.332	14.332
**D	MAAF ASSURANCES SA		319.200	319.200
**D	PROTEC BTP		7.020	7.020
**D	LA BANQUE POSTALE ASSET MANAGE		20.000	20.000



LISTA ESITO DELLE VOTAZIONE  
 Oggetto: Approvazione di piani di incentivazione

## CONTRARI


Badge	Ragione Sociale	Proprio	Delega	Totale
**D	PIONEER FUNDS - ITALIAN EQUITY	88.679	88.679	88.679
**D	PIONEER FUNDS-GLOBAL EQ.TARG.I	797.124	797.124	797.124
**D	PIONEER ASSET MANAGEMENT S.A	2.100.341	2.100.341	2.100.341
**D	PIONEER STRUCT.SOL.F.P.CED 09	81.350	81.350	81.350
**D	PSF-DIV TARGET INC 112021	7.300	7.300	7.300
**D	PIONEER STRUCT.SOL.F.PR.CED 03	35.190	35.190	35.190
**D	PIONEER STRUCT.SOL.F.PR.CED 11	57.090	57.090	57.090
**D	PIONEER STRUC.SOL.F.PROG.CED02	32.840	32.840	32.840
**D	PIONEER STRUCT.S.F.PR.C 032021	37.760	37.760	37.760
**D	PIONEER STR.SOL.F.PROG.CED 05	38.780	38.780	38.780
**D	PIONEER STR.S.PROG.CED 06 PIM	28.200	28.200	28.200
**D	PIONEER ST.S.F.PROG.CED 08 PIM	14.800	14.800	14.800
**D	PSSF PROGE CEDOLA 09 2021 PIM	23.130	23.130	23.130
**D	PIONEER S.F-DIVERSIFIED TARG.I	7.700	7.700	7.700
**D	PSSF PROGETTO CED 11 2021 PIM	19.600	19.600	19.600
**D	PSSF PROGETTO CED 12 2021 PIM	15.720	15.720	15.720
**D	PSSF PROGETTO CED 02 2022 PIM	33.550	33.550	33.550
**D	AEGON CUSTODY B.V	88.279	88.279	88.279
**D	AHL DIRECTIONAL EQUITIES MASTER LIMITED	33.437	33.437	33.437
**D	AHL EVOLUTION LTD SHARMAINE BERKELEY ARGONAUT LTD	774.259	774.259	774.259
**D	AHL GENESIS LIMITED	13.230	13.230	13.230
**D	AVIVA INVESTORS INTERNATIONAL INDEX TRACKING FUND	14.066	14.066	14.066
**D	BERESFORD FUND PLC	92.562	92.562	92.562
**D	CBOSC AIF CW BK GRP SUP WGS08	8.520	8.520	8.520
**D	CBOSC-CBGS-WGSS07	3.264	3.264	3.264
**D	CBRE CLARION REAL ASSET LONG/SHORT FUND LP C/O THE CORPORATION TRUST	10.421	10.421	10.421
**D	CF SIL - COLONIAL FIRST STATE GLOBAL ASSET MANAGEMENT MULTI SECTOR TRUST 1	75	75	75
**D	CF SIL RE COLONIAL FIRST STATE INVESTMENT FUND 10	3.513	3.513	3.513
**D	CITIBANK INTERNATIONAL PLC AS TRUSTEE CITIBANK INT. PLC	2.633.281	2.633.281	2.633.281
**D	COLONIAL FIRST STATE INVESTMENTS LIMITED.	37.723	37.723	37.723
**D	COLONIAL FIRST STATE INVESTMENTS LIMITED.	865.276	865.276	865.276
**D	COMMONWEALTH GLOBAL INFRASTRUCTURE SECURITIES FUND 1	580.889	580.889	580.889
**D	FIDANTE PARTNERS LIMITED	261.960	261.960	261.960
**D	GMO COMPLETION FUND MASTER PORTFOLIO A SERIES OF GMO OFFSHORE MASTER PORTFOLIO V LTD	3.876	3.876	3.876
**D	IRISH LIFE ASSURANCE.	245.457	245.457	245.457
**D	IRISH LIFE ASSURANCE PLC	86.236	86.236	86.236
**D	JANUS CAPITAL FUNDS PLC.	8.666	8.666	8.666
**D	JOHN HANCOCK FUNDS II GLOBAL ABSOLUTE RETURN STRATEGIES FUND	490.536	490.536	490.536
**D	JOHN HANCOCK FUNDS II INTERNATIONAL STRATEGIC EQUITY ALLOCATION FUND	38.532	38.532	38.532
**D	LEGAL AND GENERAL	92.721	92.721	92.721
**D	LEGAL AND GENERAL ASSURANCE PENSIONS MANAGEMENT LIMITED	6.210.524	6.210.524	6.210.524
**D	LEGAL AND GENERAL ASSURANCE SOCIETY LIMITED	4.575	4.575	4.575
**D	LEGAL AND GENERAL COLLECTIVE INVESTMENT TRUST.	151.864	151.864	151.864

## LISTA ESITO DELLE VOTAZIONE

Oggetto: Approvazione di piani di incentivazione

## CONTRARI

Badge	Ragione Sociale	Proprio	Delega	Totale
**D	MACQUARIE INVESTMENT MANAGEMENT LIMITED		287.824	287.824
**D	NATIONAL COUNCIL FOR SOCIAL SECURITY FUND.		24.227	24.227
**D	NUMERIC MULTI STRATEGY MARKET NEUTRAL LEVERED OFFSHORE FUND LIMITED	460	5.780	460
**D	NUMERIC SOCIALLY AWARE MULTI STRATEGY FUND LTD	68.649	68.649	68.649
**D	PINEBRIDGE FUND SERIES PINEBRIDGE EUROPE EQUITY FUND	10.783	10.783	10.783
**D	SDA INVL EQUITY INDEX FD-WORLD	756.305	756.305	756.305
**D	SLIC - EUROPEAN EQUITY INCOME FUNDI	117.500	117.500	117.500
**D	SSBL OBO AB ARYA PARTNERS (MASTER) FUND - ARKBMS	487.387	487.387	487.387
**D	STANDARD LIFE ASSURANCE LIMITED	4.144	4.144	4.144
**D	STICHTING CUSTODY ROBECO INSTITUTIONAL	10.924	10.924	10.924
**D	STICHTING MN SERVICES AANDELENFONDS EUROPA.	61.128	61.128	61.128
**D	STICHTING PENSIOENFONDS METAAL	62.803	62.803	62.803
**D	STICHTING PENSIOENFONDS METAAL EN T MN SERVICES	674.493	674.493	674.493
**D	STICHTING PGM DEPOSITARY	9.852	9.852	9.852
**D	THE NOMURA TRUST AND BANKING CO. LTD	11.506	11.506	11.506
**D	VICTORY CEMP INTERNATIONAL HIGH DIV VOLATILITY WTD INDEX ETF	4.495	4.495	4.495
**D	VICTORY CEMP MARKET NEUTRAL INCOME FUND	507.991	507.991	507.991
**D	VICTORIAN SUPERANNUATION FUND	12.267	12.267	12.267
**D	UBS ASSET MANAGEMENT (AUSTRALIA) LTD	12.111	12.111	12.111
**D	MLC INVESTMENTS, MLC LIMITED	16.716	16.716	16.716
**D	OLD NORTH STATE HEDGED EQUITY MEN LLC	186.337	186.337	186.337
**D	UBS FUND MANAGEMENT (SWITZERLAND) AG.	1.311	1.311	1.311
**D	UBS (LUX) STRATEGY XTRA SICAV	905	905	905
**D	UBS FUND MANAGEMENT(LUXEMBOURG) SA	8.028	8.028	8.028
**D	UBS GLOBAL SOLUTIONS - GLOBAL EQUITIES EUR	113.648	113.648	113.648
**D	ENERGY SUPER	319	319	319
**D	ACR ORACLE FUND LP	7.750	7.750	7.750
**D	NUMERIC ABS RETURN FD LP	4.769	4.769	4.769
**D	ACR CHURCHILL MASTER ACCOUNT LP	15.930	15.930	15.930
**D	NUMERIC MULTI STRATEGY MARKET NEUTRAL LEVERED OFFSHORE FUND LTD	7.943	7.943	7.943
**D	UBSGLOBAL HIGH CONVICTION	8.564	8.564	8.564
**D	NOVARTIS CORPORATION PENSION MASTER TRUST	419	419	419
**D	LEGG MASON DEVELOPED EX-US DIVERSIFIED CORE ETF	9.223	9.223	9.223
**D	STATE FARM VARIABLE PRODUCT TRUST, INTERNATIONAL EQ INDEX F	4.310	4.310	4.310
**D	BEAUMONT HEALTH MASTER RETIREMENT TRUST	3.835	3.835	3.835
**D	WILLIAM BEAUMONT HOSPITAL	57.510	57.510	57.510
**D	HIRTLE CALLAGHAN TRUST INTERNATIONAL EQUITY PORTFOLIO	694.271	694.271	694.271
**D	KAISER PERMANENTE GROUP TRUST	66.892	66.892	66.892
**D	HC CAPITAL TRUST- THE INSTITUTIONAL INTERNATIONAL EQUITY PTF	411.583	411.583	411.583
**D	KAISER FOUNDATION HOSPITALS	1.647	1.647	1.647
**D	LAUDUS INTERNATIONAL MARKETMASTERS FUND	294.920	294.920	294.920
**D	SCHWAB INTERNATIONAL EQUITY ETF	52.940	52.940	52.940
**D	SCHWAB FUNDAMENTAL INTERNATIONAL LARGE COMPANY ETF			

Azionisti:  
Azionisti in proprio:1088 Teste:  
2 Azionisti in delega:4  
1086

Pagina 15

## LISTA ESITO DELLE VOTAZIONE

Oggetto: Approvazione di piani di incentivazione

## CONTRARI


Badge	Ragione Sociale	Proprio	Delega	Totale
**D	JOHN HANCOCK VAR INS TRUST STRATEGIC EQUITY ALLOCATION TRUST	112.443	112.443	112.443
**D	JOHN HANCOCK FUNDS II STRATEGIC EQUITY ALLOCATION FUND	70.197	70.197	70.197
**D	BMO DISCIPLINED INTERNATIONAL EQUITY FUND	5.821	5.821	5.821
**D	LAZARD GLOBAL LISTED INFRASTRUCTURE PORTFOLIO	12.758.572	12.758.572	12.758.572
**D	LAZARD REAL ASSETS AND PRICING OPPORTUNITIES PORTFOLIO	4.594	4.594	4.594
**D	COHEN + STEERS INFRASTRUCTURE FUND, INC.	2.477.633	2.477.633	2.477.633
**D	COHEN & STEERS, INC	2.233	2.233	2.233
**D	GOLDMAN SACHS TRST II-GOLDMAN SACHS MULTI-MNGR GLOBAL EQT FUND	1.035	1.035	1.035
**D	GOLDMAN SACHS TRUST II-GOLDMAN SACHS M-M REAL ASSETS STRAT FD	17.595	17.595	17.595
**D	GOLDMAN SACHS TRUST- GOLDMAN SACHS GLOBAL MANAGED BETA FUND	580	580	580
**D	GOLDMAN SACHS TRUST - GOLDMAN SACHS GLOBAL INFRASTRUCTURE FUND	3.754	3.754	3.754
**D	INTERNATIONAL MONETARY FUND	8.812	8.812	8.812
**D	ALLIANCEBERNSTEIN GLOBAL RISK ALLOCATION FUND INC	667	667	667
**D	THE ALLIANCEBERNSTEIN POOLING PTF - ALLIANCEB VOL MNGM PTF	3.955	3.955	3.955
**D	ALLIANCEBERNST VAR PROD SER F INC.ALLIANCEB DYN ASSET ALL PTF	176	176	176
**D	ALLIANZ GLOBAL INVESTORS GMBH FOR DBI-FONDS ANDUS	49.700	49.700	49.700
**D	JOHN HANCOCK LIFE AND HEALTH INSURANCE COMPANY	19.762	19.762	19.762
**D	RUSSELL TRUST CO COMMINGLED EMPLOYEE BENEFIT FUNDS TRUST	698.377	698.377	698.377
**D	METROPOLITAN LIFE INSURANCE COMPANY	16.709	16.709	16.709
**D	PAX ELLEVATE GLOBAL WOMEN'S INDEX FUND	2.893	2.893	2.893
**D	THORNBERG INVESTMENT INCOME BUILDER FUND	19.236.102	19.236.102	19.236.102
**D	AMERICAN BUREAU OF SHIPPING	945	945	945
**D	ARTISAN INTERNATIONAL FUND	5.145.035	5.145.035	5.145.035
**D	JP TR SERV BK LTD ATF MATB MSCI KOKUSAI INDEX MOTHER F	9.083	9.083	9.083
**D	AXA IM SMART MATCHING SOLUTIONS PUBLIC LIMITED COMPANY	7.500	7.500	7.500
**D	ALPS INTERNATIONAL SECTOR DIVIDEND DOGS ETF	170.744	170.744	170.744
**D	ALPINE GLOBAL INFRASTRUCTURE FUND	131.000	131.000	131.000
**D	THE MASTER TR BK OF JP LTD ATF INVESCO DEV COUNT EQ INDEX M F	43	43	43
**D	AQR INTERNATIONAL EQUITY EDGE FUND, L.P.	51	51	51
**D	AXA INVESTMENT MANAGERS DEUTSCHLAND GMBH FOR AXA EUROPA	1.800	1.800	1.800
**D	AXA ROSENBERG EQUITY ALPHA TRUST	85.900	85.900	85.900
**D	STATE OF ALASKA RETIREMENT AND BENEFITS PLANS	67.100	67.100	67.100
**D	STATE OF ALASKA RETIREMENT AND BENEFITS PLANS	413.595	413.595	413.595
**D	THE WALT DISNEY COMPANY RETIREMENT PLAN MASTER TRUST	5.432	5.432	5.432
**D	BROOKFIELD REAL ASSETS HYBRID MASTER FUND L.P	15.200	15.200	15.200
**D	MET INVESTOR SERIES TRUST-ALLIANC GLOBAL DYNAMIC ALL PTF	42.088	42.088	42.088
**D	MET INVESTORS SERIES TRUST- SCHROEDERS GLOBAL MULTI-ASSET PTF	13.367	13.367	13.367
**D	UAW RETIREE MEDICAL BENEFITS TRUST	227.844	227.844	227.844
**D	DESJARDINS GLOBAL INFRASTRUCTURE FUND	257.832	257.832	257.832
**D	DESJARDINS GLOBAL BALANCED STRATEGIC INCOME FUND	8.493	8.493	8.493
**D	CALVERT VP EAFE INTERNATIONAL INDEX PORTFOLIO	4.209	4.209	4.209
**D	CALVERT RESP INX SRS, INC.-CLVRT DVD MKRKS EX-U.S. RSP INX FD	1.470	1.470	1.470
**D	CAISSE DE DEPOT ET PLACEMENT DU QUEBEC	826.511	826.511	826.511

**LISTA ESITO DELLE VOTAZIONE**

Oggetto: **Approvazione di piani di incentivazione**

**CONTRARI**

Badge	Ragione Sociale	Proprio	Delega	Totale
**D	THE REGENTS OF THE UNIVERSITY OF CALIFORNIA	111.595	111.595	111.595
**D	VALIC COMPANY I - GLOBAL SOCIAL AWARENESS FUND	7.576	7.576	7.576
**D	ALLIANZGI EUROPE EQUITY DIVIDEND FUND	6.780	6.780	6.780
**D	SAN JOSE FEDERATED RETIREE HEALTH CARE TRUST FUND	4.987	4.987	4.987
**D	FDP GLOBAL DIVIDEND EQUITY PRIVATE PORTFOLIO	21.704	21.704	21.704
**D	RUSSELL INVESTMENT COMPANY RUSSELL TAX-MANAGED INTL EQ FUND	13.311	13.311	13.311
**D	RUSSELL INVESTMENT COMPANY RUSSELL GLOBAL INFRASTRUCTURE FUND	1.600.114	1.600.114	1.600.114
**D	RUSSELL INVESTMENT COMPANY RUSSELL MULTI-STRATEGY INCOME FUND	46.293	46.293	46.293
**D	RUSSELL INVESTMENT COMPANY SELECT INTERNATIONAL EQUITY FUND	24.793	24.793	24.793
**D	LAND BK OF TW IN ITS CAP AS MSTR CUS OF FR TEM SIN M-A INC B F	6.993	6.993	6.993
**D	ROCHE U.S. RETIREMENT PLANS MASTER TRUST	222.688	222.688	222.688
**D	RUSSELL INVESTMENT COMPANY MULTI-ASSET GROWTH STRATEGY FUND	34.621	34.621	34.621
**D	BROOKFIELD GLOBAL REAL ASSET FUND	3.700	3.700	3.700
**D	TRANSAMERICA JPMORGAN TACTICAL ALLOCATION VP	10.448	10.448	10.448
**D	LAZARD GLOBAL INFRASTRUCTURE FUND	745.661	745.661	745.661
**D	TRANSAMERICA AB DYNAMIC ALLOCATION VP	2.254	2.254	2.254
**D	STATE FARM MUTUAL FUND TRUST, INTERNATIONAL INDEX FUND	8.677	8.677	8.677
**D	LAZARD GLOBAL LISTED INFRASTRUCTURE (CANADA) FUND	1.599.684	1.599.684	1.599.684
**D	INTECH GLOBAL ALL COUNTRY ENHANCED INDEX FUND LLC	30	30	30
**D	SEASONS SERIES TRUST INTERNATIONAL EQUITY PORTFOLIO	6.844	6.844	6.844
**D	SUNAMERICA SERIES TRUST- SA SCHRÖDERS VCP GLO ALLOC PORTFOLIO	5.623	5.623	5.623
**D	SUNAMERICA SERIES TRUST - SA INTERNATIONAL INDEX PORTFOLIO	7.342	7.342	7.342
**D	OPENWORLD PUBLIC LIMITED COMPANY	363.530	363.530	363.530
**D	DEUTSCHE EAFE EQUITY INDEX FUND	1.793	1.793	1.793
**D	INVESCO GLOBAL INFRASTRUCTURE FUND	13.681	13.681	13.681
**D	RHUMBLINE INTERNATIONAL POOLED INDEX TRUST	2.914	2.914	2.914
**D	LAZARD GLOBAL INVESTMENT FUNDS PUBLIC LIMITED COMPANY	5.005	5.005	5.005
**D	ALLIANCEBERNSTEIN INTERNATIONAL ALL-COUNTRY PASSIVE SERIES	5.580	5.580	5.580
**D	MARYLAND STATE RETIREMENT & PENSION SYSTEM	294.463	294.463	294.463
**D	RUSSELL INV MULTI-ASSET FACTOR EXPOSURE FUND	10.424	10.424	10.424
**D	ALLIANZ GLOBAL INVESTORS GMBH FOR ALLIANZ EUROPANAVISION	179.200	179.200	179.200
**D	MERCER QIF CCF	72.616	72.616	72.616
**D	MERCER QIF FUND PLC	5.481	5.481	5.481
**D	MCI FUNDS PLC	20.945	20.945	20.945
**D	MERCER QIF CCF	279.490	279.490	279.490
**D	MET INVESTORS SERIES TRUST- PANAGORA GLO DIVERSIFIED RISK PTF	1.323	1.323	1.323
**D	MET INVESTORS SERIES TRUST- MET/ARTISAN INTERNATIONAL PTF	401.453	401.453	401.453
**D	RUSSELL INVESTMENT COMPANY PLC	107.667	107.667	107.667
**D	STATE OF NEW JERSEY COMMON PENSION FUND D	398.018	398.018	398.018
**D	DIVERSIFIED REAL ASSET CIT	125.504	125.504	125.504
**D	ALASKA COMMON TRUST FUND	12.652	12.652	12.652
**D	GEUT PAN EUROPEAN EQUITY INDEX FUND	620	620	620
**D	RUSSELL INSTL FUNDS, LLC-RUSSELL GLOB LISTED INFRA FUND	262.646	262.646	262.646





## LISTA ESITO DELLE VOTAZIONE

Oggetto: Approvazione di piani di incentivazione

## CONTRARI

Badge	Ragione Sociale	Proprio	Delega	Totale
**D	RUSSELL INSTITUTIONAL FUNDS,LLC-RUSSELL GLOB EQ PLUS FUND		1.113	1.113
**D	FLOURISH INVESTMENT CORPORATION		57.834	57.834
**D	PEOPLE'S BANK OF CHINA		288.005	288.005
**D	FEDERATED CITY EMPLOYEES RETIREMENT SYSTEM		50.112	50.112
**D	BANK OF KOREA		1.064	1.064
**D	BIMCOR GLOBAL EQUITY POOLED FUND		13.118	13.118
**D	PEOPLE'S BANK OF CHINA		244.685	244.685
**D	SPHERE FTSE EUROPE SUSTAINABLE YIELD INDEX ETF		274	274
**D	SANOFI-AVENTIS US PENSION TRUST		14.500	14.500
**D	BANK OF KOREA		773	773
**D	STANDARD LIFE INV GLO ABS RETURN STRAT MASTER FUND LTD.		322.776	322.776
**D	THE WORKERS' COMPENSATION BOARD		898.502	898.502
**D	SIR DAVID TRENCH FUND FOR RECREATION		3.949	3.949
**D	CALIFORNIA PUBLIC EMPLOYEES RETIREMENT SYSTEM		1.348.585	1.348.585
**D	CALIFORNIA STATE TEACHERS RETIREMENT SYSTEM		534.609	534.609
**D	PINEBRIDGE GLOBAL FUNDS		19.580	19.580
**D	UBS (IRL) ETF PLC		2.369	2.369
**D	WINTON UCITS FUNDS PLC		7.003	7.003
**D	WELLS FARGO BK DECL OF TR EST INV FUNDS FOR EMPLOYEE BEN TR		27.007	27.007
**D	WELLS FARGO DIVERSIFIED INTERNATIONAL FUND		13.617	13.617
**D	WELLS FARGO MASTER TRUST DIVERSIFIED STOCK PORTFOLIO		22.000	22.000
**D	WELLS FARGO MASTER TRUST INTERNATIONAL GROWTH PORTFOLIO		52.090	52.090
**D	WISDOMTREE ISSUER PUBLIC LIMITED COMPANY		6.709	6.709
**D	DIVERSIFIED MARKETS (2010) POOLED FUND TRUST		8.137	8.137
**D	WSIB INVESTMENTS (PUBLIC EQUITIES) POOLED FUND TRUST		14.501	14.501
**D	WISDOMTREE DYNAMIC CURRENCY HEDGED EUROPE EQUITY FUND		253	253
**D	WISDOMTREE DYNAMIC CURRENCY HEDGED INTRNL EQUITY FUND		21.927	21.927
**D	WISDOMTREE DEFA EQUITY INCOME FUND		25.408	25.408
**D	WISDOMTREE GLOBAL HIGH DIVIDEND FUND		50.417	50.417
**D	WISDOMTREE INTERNATIONAL DIVIDEND EX-FINANCIALS FUND		3.137	3.137
**D	WISDOMTREE INTERNATIONAL LARGE CAP DIVIDEND FUND		67.349	67.349
**D	WISDOMTREE EUROPE LOCAL RECOVERY FUND		32.054	32.054
**D	NEW YORK STATE TEACHERS RETIREMENT SYSTEM		433	433
**D	NEW YORK STATE TEACHERS RETIREMENT SYSTEM		11.884	11.884
**D	PENSIENFONDS METRAAL OFF		3.460	3.460
**D	PRUDENTIAL RETIREMENT INSURANCE & ANNUITY COMPANY		58.827	58.827
**D	WELLINGTON MANAGEMENT FUNDS (IRELAND) PLC		256.198	256.198
**D	MANULIFE ASSET MANAGEMENT INTERNATIONAL EQUITY INDEX POOLED F		462	462
**D	AXA WORLD FUNDS		10.986	10.986
**D	ALLIANZ GLOBAL INVESTORS FUND		441.500	441.500
**D	BLACKROCK STRATEGIC FUNDS		3.461.790	3.461.790
**D	BLACKROCK GLOBAL INDEX FUNDS		69.194	69.194
**D			33.404	33.404

**LISTA ESITO DELLE VOTAZIONE**  
**Oggetto: Approvazione di piani di incentivazione**

**CONTRARI**

Badge	Ragione Sociale	Proprio	Delega	Totale
**D	GOLDMAN SACHS FUNDS	22.763	22.763	22.763
**D	KIEGER FUND I	3.572	3.572	3.572
**D	UBS ETF	532.703	532.703	532.703
**D	ISHARES MSCI ACWI ETF	120.228	120.228	120.228
**D	ISHARES EUROPE ETF	146.894	146.894	146.894
**D	ISHARES MSCI EAFE ETF	2.105.460	2.105.460	2.105.460
**D	ISHARES MSCI EAFE VALUE ETF	296.461	296.461	296.461
**D	ISHARES GLOBAL INDUSTRIALS ETF	25.324	25.324	25.324
**D	ISHARES MSCI EUROZONE ETF	927.994	927.994	927.994
**D	ISHARES MSCI ITALY CAPPED ETF	970.011	970.011	970.011
**D	ISHARES MSCI KOKUSAI ETF	2.205	2.205	2.205
**D	ISHARES GLOBAL INFRASTRUCTURE ETF	2.630.120	2.630.120	2.630.120
**D	BLACKROCK MSCI WORLD INDEX FUND OF BLACKROCK FUNDS	5.722	5.722	5.722
**D	BLACKROCK INST TRUST CO NA INV FUNDSFOR EMPLOYEE BENEFIT TR	3.981.939	3.981.939	3.981.939
**D	ISHARES CORE MSCI EAFE ETF	588.627	588.627	588.627
**D	ISHARES CORE MSCI TOTAL INTERNATIONAL STOCK ETF	95.086	95.086	95.086
**D	ISHARES CORE MSCI INTERNATIONAL DEVELOPED ETF	816	816	816
**D	ISHARES MSCI WORLD ETF	6.372	6.372	6.372
**D	ISHARES CORE MSCI EAFE IMI INDEX ETF	17.685	17.685	17.685
**D	ISHARES CORE EUROPE IMI INDEX ETF	6.916	6.916	6.916
**D	ISHARES MSCI ACWI LOW CARBON TARGET ETF	10.082	10.082	10.082
**D	ISHARES CORE MSCI EUROPE ETF	78.774	78.774	78.774
**D	ISHARES EDGE MSCI INTL SIZE FACTOR ETF	308	308	308
**D	ISHARES INTERNATIONAL FUNDAMENTAL INDEX ETF	5.206	5.206	5.206
**D	CONNECTICUT GENERAL LIFE INSURANCE COMPANY	1.712	1.712	1.712
**D	THRIFT SAVINGS PLAN	1.198.863	1.198.863	1.198.863
**D	BLACKROCK CDN MSCI EAFE EQUITY INDEX FUND	134.188	134.188	134.188
**D	CDN ACWI ALPHA TILTS FUND	21.413	21.413	21.413
**D	BLACKROCK CDN WORLD INDEX FUND	14.606	14.606	14.606
**D	BLACKROCK CDN MSCI EAFE INDEX PLUS FUND	3.102	3.102	3.102
**D	BLACKROCK CDN GLOBAL INFRASTRUCTURE EQUITY INDEX FUND	376.693	376.693	376.693
**D	BLACKROCK INDEX FUNDS INC.-BLACKROCK INTERNATIONAL INDEX FUND	194.807	194.807	194.807
**D	RUSSELL DEVELOPED EX-U.S. LARGE CAP INDEX FUND B	3.785	3.785	3.785
**D	WORLD ALPHA TILTS NON-LENDABLE FUND B	431	431	431
**D	BGI MSCI EAFE EQUITY INDEX NON-LENDABLE FUND B	124.343	124.343	124.343
**D	GLOBAL ALPHA TILTS FUND B	3.077	3.077	3.077
**D	IMPACT GLOBAL ALPHA TILTS NON-LENDABLE FUND B	869	869	869
**D	BLACKROCK MSCI WORLD EQUITY ESG SCREENED INDEX FUND B	46.866	46.866	46.866
**D	EUROPEX-CONTROVERSAL WEAPONS EQUITY INDEX FUND B	30.862	30.862	30.862
**D	GLOBAL EX US ALPHA TILTS FUND B	30.439	30.439	30.439
**D	DEPARTMENT OF STATE LANDS	16.912	16.912	16.912
**D	VALLIC COMPANY I-INTERNATIONAL EQUITIES FUND	29.759	29.759	29.759
**D	METROPOLITAN SERIES FUND- MSCI EAFE INDEX PORTFOLIO	31.412	31.412	31.412



## LISTA ESITO DELLE VOTAZIONI

Oggetto: Approvazione di piani di incentivazione

## CONTRARI

Badge	Ragione Sociale	Proprio	Delega	Totale
**D	JOHN HANCOCK INSURANCE COMPANY OF VERMONT		1.943	1.943
**D	MULTI-STYLE, MULTI-MANAGER FUNDS PLC		23.900	23.900
**D	CONSOLIDATED EDISON RETIREMENT PLAN		41.599	41.599
**D	ONTARIO TEACHERS PENSION PLAN BOARD		83.685	83.685
**D	TEACHER RETIREMENT SYSTEM OF TEXAS		207.821	207.821
**D	NOMURA ASSET MANAGEMENT INSTITUTIONAL GLOBAL TRUST		16.000	16.000
**D	ISHARES PUBLIC LIMITED COMPANY		895.852	895.852
**D	ISHARES II PUBLIC LIMITED COMPANY		1.373.748	1.373.748
**D	ISHARES V PUBLIC LIMITED COMPANY		20.028	20.028
**D	ISHARES III PUBLIC LIMITED COMPANY		131.048	131.048
**D	ISHARES VI PUBLIC LIMITED COMPANY		4.613	4.613
**D	ISHARES IV PUBLIC LIMITED COMPANY		3.535	3.535
**D	ISHARES VII PLC		363.226	363.226
**D	BLACKROCK AM DE FOR ISHS DJ EUROZONE SUST SCR. UCITS ETF (DE)		36.943	36.943
**D	BLACKROCK AM DE FOR ISHARES EURO STOXX UCITS ETF (DE)		200.309	200.309
**D	BLACKROCK AM DE FOR ISHS STOXX EU SELECT DIV 30 UCITS ETF (DE)		948.213	948.213
**D	BLACKROCK AM DE FOR ISHS STOXX EUROPE LARGE 200 UCITS ETF (DE)		4.904	4.904
**D	ISHARES I INV MIT TGV F ISHS ST EUR600 IND.GOODS+SER.UCITS ETF		51.213	51.213
**D	BLACKROCK AM DE FOR ISHARES STOXX EUROPE 600 UCITS ETF (DE)		325.208	325.208
**D	NAT WESTM BK PLC ATF THE PRUD QUAL INV SC UM UT- PRUD E QIS F		20.732	20.732
**D	BLACKROCK AM SCHWEIZ AG OBO BIFS WORLD EX SWITZ EQ INDEX FUND		1.975	1.975
**D	FACE INTERNATIONAL EQUITY INVESTMENTS		29.748	29.748
**D	ABBEY LIFE ASSURANCE COMPANY LIMITED		129.302	129.302
**D	SCOTTISH WIDOWS OVERSEAS GROWTH INV F ICVC - EURO GROWTH F		287.194	287.194
**D	STATE STREET TRUSTEES LTD ATF ABERDEEN CAPITAL TRUST		28.626	28.626
**D	SCOTTISH WIDOWS INV SOLUTIONS F ICVC- EUROPEAN (EX UK) EQ FD		139.553	139.553
**D	THE TRUSTEES OF CONOCOPHILLIPS PENSION PLAN		15.150	15.150
**D	BRUNEI INVESTMENT AGENCY		888	888
**D	BNY MELLON TR+DEP ATF ST. JAMES'S PLACE GLOBAL EQ UNIT TR		115.867	115.867
**D	CUMBRIA LOCAL GOVERNMENT PENSION SCHEME		35.343	35.343
**D	OMNIS MANAGED INVESTMENTS ICVC - OMNIS MULTI-ASSET INCOME FUND		104.309	104.309
**D	HBOS INTERNATIONAL INV FUNDS ICVC- EUROPEAN FUND		117.983	117.983
**D	FIRST STATE INV ICVC - FIRST STATE GLOBAL LISTED INFRA FUND		3.833.478	3.833.478
**D	THE TRUSTEES OF GOLDMAN SACHS UK RETIREMENT PLAN		1.715	1.715
**D	M+G INVESTMENT FUNDS (1) - M+G EUROPEAN INDEX TRACKER FUND		10.852	10.852
**D	M+G INVESTMENT FUNDS (14) - M+G INCOME ALLOCATION FUND		366.842	366.842
**D	ABERDEEN INV FUNDS UK ICVC II-ABERDEEN EUR EQ ENHANCED INDEXF		46.962	46.962
**D	STICHTING PHILIPS PENSIOENFONDS		51.364	51.364
**D	MULTI-MANAGER ICVC - MULTI-MANGER INTERNATIONAL EQUITY FUND		58.593	58.593
**D	M+G INVESTMENT FUNDS (11) - M+G EPISODE INCOME FUND		352.597	352.597
**D	BAHRAIN MONTALAKAT HOLDING COMPANY		24.544	24.544
**D	NGAM INVESTMENT FUNDS U.K. ICVC - SEEBYOND FACT + EU EX UK EQ F		494	494
**D	THE TRUSTEES OF SAL PENSION SCHEME		3.990	3.990

LISTA ESITO DELLE VOTAZIONE

Oggetto: Approvazione di piani di incentivazione

CONTRARI

Badge	Ragione Sociale	Proprio	Delega	Totale
**D	SCOTTISH WID INV SOLS F ICVC - FDMNTL LOW VOL IND GLO EQ F	5.000	5.000	5.000
**D	SCOTTISH WIDOWS INV SOL F ICVC- FUNDAMENTAL INDEX GLB EQ F	37.979	37.979	37.979
**D	ARGO GLOBAL LISTED INFRASTRUCTURE LIMITED	211.440	211.440	211.440
**D	CHRISTIAN SUPER	3.191	3.191	3.191
**D	FIRST STATE SUPERANNUATION SCHEME	59.471	59.471	59.471
**D	RUSSELL GLOBAL LISTED INFRASTR FUND - (DOLLAR SIGN)A HEDGED	232.397	232.397	232.397
**D	LAZARD GLOBAL LISTED INFRASTRUCTURE FUND	2.759.795	2.759.795	2.759.795
**D	LAZARD GLOBAL EQUITY FRANCHISE FUND	23.469	23.469	23.469
**D	AXA IM ACWI SMARTBETA EQUITY FUND	3.500	3.500	3.500
**D	UBS IQ MSCI WORLD EX AUSTRALIA ETHICAL ETF	309	309	309
**D	UBS IQ MSCI EUROPE ETHICAL ETF	282	282	282
**D	THE TRUSTEES OF BP PENSION FUND	7.545	7.545	7.545
**D	ANNE RAY FOUNDATION	10.221	10.221	10.221
**D	CHURCH OF ENGLAND INVESTMENT FUND FOR PENSIONS	9.659	9.659	9.659
**D	ILLINOIS TOOL WORKS INC. MASTER TRUST	25.530	25.530	25.530
**D	MARGARET A. CARGILL FOUNDATION	7.419	7.419	7.419
**D	MICHIGAN CATHOLIC CONFERENCE MASTER PENSION TRUST	2.800	2.800	2.800
**D	PLEIADES TRUST	1.961	1.961	1.961
**D	UBS FINANCIAL SERVICES INC PENSION PLAN TRUST	8.475	8.475	8.475
**D	BANK OF BOTSWANA	3.304	3.304	3.304
**D	A.I.DUPONT TESTAMENTARY TRUST	8.865	8.865	8.865
**D	GENERAL PENSION AND SOCIAL SECURITY AUTHORITY	12.215	12.215	12.215
**D	BEAT DRUGS FUND ASSOCIATION	771	771	771
**D	CARNELIAN INVESTMENT MANAGEMENT LLC	14.733	14.733	14.733
**D	STATES OF JERSEY COMMON INVESTMENT FUND	3.337	3.337	3.337
**D	LEGAL & GENERAL MSCI EAFE FUND, LLC	16.913	16.913	16.913
**D	OHANA HOLDINGS LLC	48.800	48.800	48.800
**D	ROM LIQUID LLC	3.494	3.494	3.494
**D	ROTHKO ALL COUNTY WORLD EX-US EQUITY FUND LP	846	846	846
**D	FORTRESS INTERNATIONAL EQUITY PARTNERSHIP "C"	2.794	2.794	2.794
**D	K INVESTMENTS SH LIMITED	61.895	61.895	61.895
**D	LEGAL & GENERAL MSCI EAFE SL FUND, LLC	14.172	14.172	14.172
**D	UNITED NATIONS, ON BEHALF OF UNITED NATIONS UNIVERSITY END F	6.100	6.100	6.100
**D	NATIONAL COUNCIL FOR SOCIAL SECURITY FUND, P.R.C	47.121	47.121	47.121
**D	NEW ZEALAND SUPERANNUATION FUND	26.129	26.129	26.129
**D	NEW ZEALAND SUPERANNUATION FUND	11.493	11.493	11.493
**D	ACT CHIEF MINISTER, TREAS AND ECO DEV DIR SUPERANN PROV ACC	12.625	12.625	12.625
**D	GOVERNMENT EMPLOYEES SUPERANNUATION BOARD	55.774	55.774	55.774
**D	GOVERNMENT EMPLOYEES SUPERANNUATION BOARD	7.555	7.555	7.555
**D	MERCER PASSIVE INTERNATIONAL SHARES FUND	8.185	8.185	8.185
**D	MORGAN STANLEY DEFINED CONTRIBUTION MASTER TRUST	48.977	48.977	48.977
**D	MICHIGAN CATHOLIC CONFERENCE	1.365	1.365	1.365
**D	MASTER TR AGREE BETWEEN PFIZER INC AND THE NORTHERN TR CO	4.321	4.321	4.321



Azionisti: 1088  
Azionisti in proprio: 2

Teste: 4  
Azionisti in delega: 1086

## LISTA ESITO DELLE VOTAZIONE

Oggetto: Approvazione di piani di incentivazione

## CONTRARI

Badge	Ragione Sociale	Proprio	Delega	Totale
**D	PRESBYTERIAN CHURCH (USA) FOUNDATION		1.053	1.053
**D	ST. JOSEPH HEALTH SYSTEM		1.489	1.489
**D	UBS 401 (K) PLAN TRUST		42.845	42.845
**D	USAA MASTER TRUST (PENSION AND RSP)		3.141	3.141
**D	BANNER HEALTH		61.100	61.100
**D	DUKE ENERGY CORPORATION MASTER RETIREMENT TRUST		49.791	49.791
**D	FRESNO COUNTY EMPLOYEES' RETIREMENT ASSOCIATION		67.123	67.123
**D	STICHTING INSTITUUT GAK		1.234	1.234
**D	1199 SEIU HEALTH CARE EMPLOYEES PENSION FUND		148.101	148.101
**D	LOS ANGELES CITY EMPLOYEES RETIREMENT SYSTEM		40.820	40.820
**D	CITY OF LOS ANGELES FIRE AND POLICE PENSION PLAN		22.550	22.550
**D	LOCKHEED MARTIN CORPORATION MASTER RETIREMENT TRUST		77.432	77.432
**D	POLICEMEN'S ANNUITY AND BENEFIT FUND OF CHICAGO		42.337	42.337
**D	POLICEMEN'S ANNUITY AND BENEFIT FUND OF CHICAGO		25.265	25.265
**D	STATE UNIVERSITIES RETIREMENT SYSTEM		156.679	156.679
**D	CITY OF TALLAHASSEE		31.322	31.322
**D	UTAH STATE RETIREMENT SYSTEMS		77.010	77.010
**D	HALIFAX REGIONAL MUNICIPALITY MASTER TRUST		7.695	7.695
**D	NAV CANADA PENSION PLAN		8.847	8.847
**D	OPSEU PENSION PLAN TRUST FUND		3.465	3.465
**D	FUTURE FUND BOARD OF GUARDIANS FOR AND ON BEHALF OF FUTURE F		58.530	58.530
**D	FUTURE FUND INVESTMENT COMPANY NO.2 PTY LTD		609.297	609.297
**D	IBM DIVERSIFIED GLOBAL EQUITY FUND		10.845	10.845
**D	NATIONAL WESTMINSTER BANK PLC AS TR OF JUPITER EUROP INC F		65.508	65.508
**D	COMMONWEALTH SUPERANN CORP ATF ARIA INVESTMENTS TR		40.215	40.215
**D	THE TRUSTESS OF IBM PENSION PLAN		13.941	13.941
**D	STICHTING PENSIOENFONDS IBM NEDERLAND		4.411	4.411
**D	LOTHIAN PENSION FUND		138.384	138.384
**D	THE TRUSTEES OF SUPERRANN ARRANGEMENTS OF THE UNI OF LONDON		96.274	96.274
**D	STICHTING PENSIOENFONDS VAN DE METALEKTRQ (PME)		24.091	24.091
**D	TYNE AND WEAR PENSION FUND		66.791	66.791
**D	MERSEYSIDE PENSION FUND		284.930	284.930
**D	PUBLIC EMPLOYEES RETIREMENT ASSOCIATION OF COLORADO		116.279	116.279
**D	COMMONWEALTH GLOBAL LISTED INFRASTRUCTURE FUND 4		167.802	167.802
**D	COLONIAL FIRST STATE WHOLESALR GLOBAL LISTED INFR SEC F		879.325	879.325
**D	COMMONWEALTH GLOBAL SHARE FUND 29		1.349	1.349
**D	KLEINWORT BENSON INVESTORS GLOBAL INVESTMENT FUND		3.398	3.398
**D	LEGAL & GENERAL GLOBAL EQUITY INDEX FUND		1.608	1.608
**D	NAT WEST BK AS TRUSTEE OF LEGAL & GENERAL EUROPEAN INDEX TR		298.546	298.546
**D	NAT WEST BK PLC AS TRUSTEE OF THE LEGAL & GENERAL INT IND TR		24.572	24.572
**D	LEGAL & GENERAL ICAV		3.280	3.280
**D	KLEINWORT BENSON INVESTORS INSTITUTIONAL FUND PLC		176.257	176.257
**D	LEGAL AND GENERAL AUTHORISED CONTRACTUAL SCHEME		1.048	1.048

## LISTA ESITO DELLE VOTAZIONE

Oggetto: Approvazione di piani di incentivazione

## CONTRARI

Badge	Ragione Sociale	Proprio	Delega	Totale
**D	LEGAL & GENERAL AUTHORISED CONTRACTUAL SCHEME	7.576	7.576	7.576
**D	ILLINOIS STATE BOARD OF INVESTMENT	44.831	44.831	44.831
**D	BANCO NACIONAL DE PANAMA, ACTING AS TRUSTEE OF THE FIDEICOMISO DE FONDO DE AHORRO DE PANAMA	1.512	1.512	1.512
**D	STICHTING BEDRIJFST VOOR HET SCHOONMAAK EN GLAZ	11.048	11.048	11.048
**D	STICHTING FONDS 1818 TOT NUT VAN HET ALGEMEEN	4.172	4.172	4.172
**D	KOMMUNAL LANDSPENSJONSKASSE GJENSIDIG FORSIKRINGSSELSKAP	27.442	27.442	27.442
**D	FUARDE AP-FONDEN	168.703	168.703	168.703
**D	STICHTING BEDRIJFST VOOR HET BEROEPSVERVOER OVER DE WEG	61.959	61.959	61.959
**D	STICHTING PENSIOENFONDS ING	25.628	25.628	25.628
**D	ARBEJDSMARKEDETS TILLAEKSPENSION	160.922	160.922	160.922
**D	VERDIPAPIRFONDET KLP AKSJEGLOBAL INDEX 1	57.877	57.877	57.877
**D	VERDIPAPIRFONDET KLP AKSJEEUROPA INDEKS 1	23.843	23.843	23.843
**D	VERDIPAPIRFONDET KLP AKSJEGLOBAL LAVBETA 1	468.420	468.420	468.420
**D	STICHTING PENSIOENFONDS CAMPINA	350	350	350
**D	AMUNDI SIF EUROPEAN EQUITY INDEX FUND	1.115	1.115	1.115
**D	AMUNDI FUNDS EQUITY EURO RISK PARITY	49.237	49.237	49.237
**D	FONDACO ROMA EURO BALANCED CORE	322	322	322
**D	SEYOND EUROPE MINVARIANCE	208.988	208.988	208.988
**D	SEYOND GLOBAL MINVARIANCE	89.044	89.044	89.044
**D	FONDAZIONE ROMA SIF - EQUITY SLEEVE	1.982	1.982	1.982
**D	CNP ASSURANCES SA	2.932.746	2.932.746	2.932.746
**D	PREVIPOSTE	48.100	48.100	48.100
**D	LA BANQUE POSTALE DE PREVOYANCE	233.450	233.450	233.450
**D	LA SAUVERGARDE	15.940	15.940	15.940
**D	GMF VIE	300.400	300.400	300.400
**D	GMF ASSURANCES	392.203	392.203	392.203
**D	MMA IARD S.A.	5.250	5.250	5.250
**D	FIDELIA ASSISTANCE	26.550	26.550	26.550
**D	ASSISTANCE PROTECTION JURIDIQUE	419.302	419.302	419.302
**D	MAAF VIE	18.800	18.800	18.800
**D	ASSURANCES BANQUE POPULAIRE IARD	15.096	15.096	15.096
**D	MAAF SANTE	31.950	31.950	31.950
**D	FCP EDMOND DE ROTHSCHILD EURO SRI	57.439	57.439	57.439
**D	FCP RSI EURO P	6.636	6.636	6.636
**D	FCP ICARE	6.703	6.703	6.703
**D	AGIRA RETRAITE DIVERSIFIE	37.632	37.632	37.632
**D	FCP AMUNDI HORIZON	56.662	56.662	56.662
**D	PREDIQUANT A2 - DIVIDENDES EURO	794.610	794.610	794.610
**D	GRD 18 ACTIONS	12.886	12.886	12.886
**D	FCP PORTFOLIO LCR ACTIONS	292.113	292.113	292.113
**D	FCP COVERA FINANCE ACTIONS EUROPE INSTT II	70.110	70.110	70.110
**D	COVERA FINANCE EUROPE INSTITUTIONNELS II	112.000	112.000	112.000
**D	FCP CAVEC METROPOLE DIVERSIFIE			



Azionisti: 1088

Teste: 2

Azionisti in delega: 2

4

1086

Pagina 23

## LISTA ESITO DELLE VOTAZIONE

Oggetto: Approvazione di piani di incentivazione

## CONTRARI

Badge	Regione Sociale	Proprio	Delega	Totale
**D	IBM FRANCE	11.819	11.819	11.819
**D	FCP BOURBON 4	21.774	21.774	21.774
**D	FCP LBPAM ACTIONS EUROPE	139.230	139.230	139.230
**D	FCP TONI ACTIONS 100	21.624	21.624	21.624
**D	FCP TUTELAIRE ACTIONS	13.850	13.850	13.850
**D	FCP VIVACCIO ACTIONS	140.778	140.778	140.778
**D	LBPAM ACTIONS MONDE	187.278	187.278	187.278
**D	SICAV LBPAM ACTIONS EURO	240.520	240.520	240.520
**D	LBPAM PROFIL 80 PEA	20.823	20.823	20.823
**D	LBPAM PROFIL 100	12.059	12.059	12.059
**D	FC CARPIMKO	35.425	35.425	35.425
**D	CONCORDE 96	20.119	20.119	20.119
**D	FCP NATIXIS IONIS	2.763	2.763	2.763
**D	OACET	21.140	21.140	21.140
**D	FCP ECUREUIL PROFIL 90	196.118	196.118	196.118
**D	FCP CARPIMKO EUROPE	9.211	9.211	9.211
**D	FCP ABP PERP	18.093	18.093	18.093
**D	FCP RSRC DIVERSIFIE	42.235	42.235	42.235
**D	CARBP DIVERSIFIE	32.470	32.470	32.470
**D	FCP RL PREVYANCE	15.952	15.952	15.952
**D	FCPE BIB DYNAMIQUE	10.202	10.202	10.202
**D	FCPE SAFRAN DYNAMIQUE	39.412	39.412	39.412
**D	EGEPARGNE 2	42.714	42.714	42.714
**D	FCPE HUTCHINSON ACTIONS	7.027	7.027	7.027
**D	SAFRAN MIXTE	8.245	8.245	8.245
**D	FCPE NATIXIS ES ACTIONS EURO	50.883	50.883	50.883
**D	BIB EQUILIBRE	4.926	4.926	4.926
**D	LBPAM ACTIONS DIVIDENDES EUROPE	508.912	508.912	508.912
**D	TOTAL DIVERSIFIE EQUILIBRE ET SOLIDAIRE	9.754	9.754	9.754
**D	FCP AMUNDI ACTIONS EUROPE ISR	8.071	8.071	8.071
**D	SICAV AMUNDI ACTIONS EURO ISR	21.191	21.191	21.191
**D	ASSURDIX	883	883	883
**D	FCP AMUNDI ETF MSCI EUROPE EX EMU PEA UCITS ETF	79.028	79.028	79.028
**D	ATOUT EUROPE SMART BETA	4.593	4.593	4.593
**D	LCL ACTIONS EUROPE SMART BETA	2.105	2.105	2.105
**D	COVEA ACTIONS RENDEMENT	560.500	560.500	560.500
**D	SICAV COVEA FINANCE HORIZON DURABLE	51.529	51.529	51.529
**D	FCP COVEA FINANCE ACTI EUROPE	178.587	178.587	178.587
**D	FCP COVEA PATRIMOINE	53.805	53.805	53.805
**D	CROISSANCE DIVERSIFIEE	2.114	2.114	2.114
**D	CDC AD-EUROPE	28.025	28.025	28.025
**D	IXIS EURO ACTIONS	210.348	210.348	210.348
**D	FCP ECUREUIL PROFIL 75	83.311	83.311	83.311

**LISTA ESITO DELLE VOTAZIONE**  
**Oggetto: Approvazione di piani di incentivazione**

**CONTRARI**

Badge	Ragione Sociale	Proprio	Delega	Totale
**D	NATIXIS ACTIONS EUROPE SECTEURS	6.778	6.778	6.778
**D	FCP NATIXIS ACTIONS EUROPEENNES	52.904	52.904	52.904
**D	NATIXIS ASSET MANAGEMENT SA	174.399	174.399	174.399
**D	OPCVM SEYOND EQUITY FACTOR INVESTING EURO	5.066	5.066	5.066
**D	NATIXIS ICR ACTIONS EURO	26.123	26.123	26.123
**D	SEYOND EQUITY CAPITAL OPTIM	780	780	780
**D	AMUNDI INDEX SOLUTIONS	2.795	2.795	2.795
**D	STG PFDS CORP EXPRESS MANDAAT ALLIANCE CAPITAL	2.747	2.747	2.747
**D	STG BPF VOOR HET LEVENSMID. BEDRIJF IPM	16.250	16.250	16.250
**D	STG PFDS ACHMEA MANDAAT BLACKROCK	21.683	21.683	21.683
**D	STG BEDRIJFSTAKPFD S V H	5.197	5.197	5.197
**D	ST BDFDS VD LANDBOUW MANDAAT BLACKROCK	59.156	59.156	59.156
**D	STG BPF VD DETAILHANDEL MND BLACKROCK MSCI EMEA	72.913	72.913	72.913
**D	PETELAAR EFFECTENBEM. INZ. SNSRESE. IND. FND	69.450	69.450	69.450
**D	BRIDGEWATER PURE ALPHA TRADING COMPANY II, LTD	1.213.559	1.213.559	1.213.559
**D	RUSSELL GLOBAL INFRASTRUCTURE POOL	1.517.970	1.517.970	1.517.970
**D	THE CANADA LIFE ASSURANCE COMPANY	52.240	52.240	52.240
**D	THE CANADIAN MEDICAL PROTECTIVE ASSOCIATION	20.249	20.249	20.249
**D	BNY MELLON EMPLOYEE BENEFIT COLLECTIVE INVESTMENT FUND PLAN	333.894	333.894	333.894
**D	BMO GLOBAL INFRASTRUCTURE FUND	26.111	26.111	26.111
**D	THE GREAT-WEST LIFE ASSURANCE COMPANY	4.600	4.600	4.600
**D	THE GREAT-WEST LIFE ASSURANCE COMPANY	42.527	42.527	42.527
**D	COUNSEL DEFENSIVE GLOBAL EQUITY	519	519	519
**D	IG MACKENZIE DIVIDEND GROWTH FUND	162.700	162.700	162.700
**D	IG MACKENZIE STRATEGIC INCOME FUND	30.100	30.100	30.100
**D	BMO MSCI EAFE INDEX ETF	26.001	26.001	26.001
**D	BMO INTERNATIONAL DIVIDEND ETF	67.426	67.426	67.426
**D	LONDON LIFE INSURANCE COMPANY	497.855	497.855	497.855
**D	MACKENZIE CANADIAN LARGE CAP DIVIDEND FUND	83.900	83.900	83.900
**D	GLOBAL INFRASTRUCTURE EQUITY FUND LONDON CAPITAL	14.830	14.830	14.830
**D	MACKENZIE CANADIAN LARGE CAP DIVIDEND CLASS	4.700	4.700	4.700
**D	MACKENZIE STRATEGIC INCOME FUND	358.449	358.449	358.449
**D	MACKENZIE GLOBAL DIVIDEND FUND	433.851	433.851	433.851
**D	MACKENZIE INCOME FUND	66.600	66.600	66.600
**D	MACKENZIE CANADIAN LARGE CAP DIVIDEND & GROWTH FUND	68.500	68.500	68.500
**D	MACKENZIE DIVERSIFIED ALTERNATIVES FUND	10.000	10.000	10.000
**D	U.S. AND INTERNATIONAL SPECIALTY CLASS	3.680	3.680	3.680
**D	CF NCM L GLOBAL EQUITY INCOME FUND	17.376	17.376	17.376
**D	HYDRO ONE PENSION PLAN	268.810	268.810	268.810
**D	ONTARIO PENSION BOARD	126.262	126.262	126.262
**D	ONTARIO POWER GENERATION INC. PENSION PLAN	134.265	134.265	134.265
**D	RENAISSANCE INTERNATIONAL DIVIDEND FUND	2.155	2.155	2.155
**D	RENAISSANCE REAL ASSETS PRIVATEPOOL	65.000	65.000	65.000





## LISTA ESITO DELLE VOTAZIONE

Oggetto: Approvazione di piani di incentivazione

## CONTRARI

Badge	Ragione Sociale	Proprio	Delega	Totale
**D	STATE OF WISCONSIN INVESTMENT BOARD		299.615	299.615
**D	TD EMERALD INTERNATIONAL EQUITYINDEX FUND		96.920	96.920
**D	DUKE UNIVERSITY		13.415	13.415
**D	TD EUROPEAN INDEX FUND		2.921	2.921
**D	TD INTERNATIONAL EQUITY INDEX ETF		256	256
**D	PUBLIC SECTOR PENSION INVESTMENT BOARD		194.642	194.642
**D	IMPERIAL INTERNATIONAL EQUITY POOL		17.456	17.456
**D	IMPERIAL GLOBAL EQUITY INCOME POOL		144.938	144.938
**D	IMPERIAL GLOBAL EQUITY INCOME POOL		203.615	203.615
**D	UBS CANADA GLOBAL ALLOCATION FUND		1.722	1.722
**D	WOODBRIDGE INVESTMENTS CORPORATION		15.800	15.800
**D	BMO PRIVATE INTERNATIONAL EQUITY PORTFOLIO		47.140	47.140
**D	CIBC INTERNATIONAL INDEX FUND		5.997	5.997
**D	CIBC EUROPEAN INDEX FUND		2.397	2.397
**D	CIBC POOLED INTERNATIONAL EQUITY INDEX FUND		6.178	6.178
**D	CF INTERNATIONAL STOCK INDEX FUND ONE		26.766	26.766
**D	DT INTERNATIONAL STOCK INDEX FUND ONE		32.154	32.154
<b>Totale voti</b>				
Percentuale votanti %				
Percentuale Capitale %				

Totale voti 210.124.587

Percentuale votanti % 32,691546

Percentuale Capitale % 25,445466

Azionisti:  
Azionisti in proprio:1088 Teste:  
2 Azionisti in delega:4  
1086

Pagina 26

## Assemblea Ordinaria del 21 aprile 2017

## LISTA ESITO DELLE VOTAZIONE

Oggetto: Approvazione di piani di incentivazione

## ASTENUTI


Badge	Ragione Sociale	Proprio	Delega	Totale
1752	D'AVRI GIANFRANCO		1	1
DE*	INVESTIMENTI SUD ITALIA S.R.L.			
2799	NOTARFONZO ARNALDO		400	400
DE*	NOTARFONZO LORENZO			
4130	AGOSTINI ANTONIO			
**D	OMEGA GLOBAL LISTED INFRASTRUCTURE FUND		25.457	25.457
**D	CG CAYMAN FUND LIMITED		18.645	18.645
**D	CLINTON LIGHTHOUSE EQUITY STRATEGIES FUND (OFFSHORE) LP CO CLINTON GROUP, INC.		2.225	2.225
**D	CLINTON LIGHTHOUSE EQUITY STRATEGIES MASTER FUND LTD. C/O CLINTON GROUP, INC		12.355	12.355

Totale voti 59.083  
 Percentuale votanti % 0,009192  
 Percentuale Capitale % 0,007155

Azionisti:  
 Azionisti in proprio:

6 Teste:  
 0 Azionisti in delega:

Pagina 27



**LISTA ESITO DELLE VOTAZIONE**

**Oggetto: Approvazione di piani di incentivazione**

**NON VOTANTI**

Badge	Ragione Sociale	Proprio	Delega	Totale
Totale voti	0			
Percentuale votanti %	0,000000			
Percentuale Capitale %	0,000000			

Azionisti:  
Azionisti in proprio:

0 Teste:  
0 Azionisti in delega:

Pagina 28

0  
0

**LISTA ESITO DELLE VOTAZIONE**  
**Oggetto: Approvazione di piani di incentivazione**

**FAVOREVOLI**

Badge	Ragione Sociale	Proprio	Delega	Totale
1315	PEDINI LUCIANO	105		105
RL*	GIGLIO SERVIZI AMBIENTALI E BONIFICHE SRL	1		1
1321	CHIGNOLI GIORGIO	10		10
1336	PINORI ROBERTO	1		1
1360	CARADONNA GIANFRANCO MARIA	2.806		2.806
1475	CAMERINI BRUNO			
1495	ROMANELLI SILVIA			
DE*	SINTONIA S.P.A.		249.833.818	249.833.818
1592	GUERRISI ORLANDO			
DE*	ONOFRI MARIA		10	10
1701	CASIGLIANI TOMMASO	564		564
1705	AMBRUZZI DANIELA	616		616
1709	RODINO WALTER	5		5
1727	REALE DAVIDE GIORGIO	12		12
2211	VITANGELI GIORGIO	5		5
2518	ROSSI AGOSTINO			
DE*	ROSSI PAOLO		1.500	1.500
2528	TONDINI REMO	985		985
2717	MICUCCI CECCHI GIANLUCA			
DE*	BRECCIA GIUSEPPINA		5	5
2758	FIORENTINI GIANLUCA	11		11
2940	SIRONI ALESSANDRO			
RL*	MEDIOBANCA			
3075	ANTOLINI GIOVANNI			
3241	CRISTIANI GIANNI			
4115	VENEZIA ANNA PAOLA			
DE*	FONDAZIONE CASSA DI RISPARMIO DI TORINO			
4130	AGOSTINI ANTONIO		41.805.516	41.805.516
**D	MORGAN STANLEY INVESTMENT FUNDS			
**D	NM5 GIEP PTN ACCOUNT		1.178.659	1.178.659
**D	FIDELITY ADVISOR SERIES VIII INT CAPITAL		49.200	49.200
**D	PYRAMIS GROUP TR FOR EMPLOYEES BENEF PLA		128.156	128.156
**D	VARIABLE INSURANCE PROD FD II INTER CAP		624.569	624.569
**D	ING DIRECT		46.548	46.548
**D	THE MASTER TRUST BANK OF JAPAN LTD		40.376	40.376
**D	PYRAMIS SELECT INTER EQ FUND LLC		532	532
**D	PYRAMIS GROUP TR FOR EMPLOYEES BENEF PLAN		22.060	22.060
**D	FIDELITY SAL ST SPARTAN GLOBAL EX US IN		13.455	13.455
**D	FIDELITY SAL ST T SPARTAN TOTAL INT IN F		51.245	51.245
**D	FIDELITY UCITS ICAV		4.570	4.570
**D	SANLAM UNIVERSAL FUNDS PLC		3.033	3.033
**D	THE ADV INNER C-CORNERST.AD.GL.PUB.EQ. F		5.090	5.090
**D	PIMCO FUNDS GLOBAL INVESTORS SERIES PLC		13.217	13.217
**D			304	304
		11.185.033		11.185.033
		36.055		36.055
		195		195
			41.805.516	41.805.516
			1.178.659	1.178.659
			49.200	49.200
			128.156	128.156
			624.569	624.569
			46.548	46.548
			40.376	40.376
			532	532
			22.060	22.060
			13.455	13.455
			51.245	51.245
			4.570	4.570
			3.033	3.033
			5.090	5.090
			13.217	13.217
			304	304



## LISTA ESITO DELLE VOTAZIONE

Oggetto: Approvazione di piani di incentivazione

## FAVOREVOLI

Badge	Regione Sociale	Proprio	Delega	Totale
**D	INSURANCE COMMISSION OF WESTERN AUSTRALI	70.162	70.162	70.162
**D	AUSTRALIAN CATHOLIC SUPERAN RETIREM FUND	4.997	4.997	4.997
**D	TCORPIM INDEXED INT SHARE (UNHEDEDG) F	4.553	4.553	4.553
**D	IFAC SPECIALIST INVESTMENT STRATEGIES LI	76.823	76.823	76.823
**D	WHOLESALE UNIT TRUST MSCI GLOB INDEX SHS	4.092	4.092	4.092
**D	FCP LES TROIS FONTAINES	2.200	2.200	2.200
**D	FCP DIATEC	2.800	2.800	2.800
**D	POINCARE II	2.500	2.500	2.500
**D	FCP JPA	3.000	3.000	3.000
**D	SICAV METISS	4.000	4.000	4.000
**D	FCP DAY SOLVAY	4.300	4.300	4.300
**D	FCP JCD FIVE	2.000	2.000	2.000
**D	UBI SICAV	5.765	5.765	5.765
**D	QUAESTIO CAPITAL FUND	2.540	2.540	2.540
**D	NFS LIMITED TRAFALGAR COURT LES BANQUES	19.246	19.246	19.246
**D	SAS TRUSTEE CORPORATION	138.099	138.099	138.099
**D	ROYAL BOROUGH OF KINGSTON UPON THAMES PE	12.095	12.095	12.095
**D	BANCO CENTRAL DE TIMOR EST	35.091	35.091	35.091
**D	BRUNEI SHELL RETIREMENT BENEFIT FUND	3.243	3.243	3.243
**D	THE BOEING COMPANY EMPLOYEE RETIREMENT PLANS MASTER TRUST	335.057	335.057	335.057
**D	ROCKEFELLER & CO., INC	2.009	2.009	2.009
**D	FIDUCIARY TRUST COMPANY INTERNATIONAL AS	1.033	1.033	1.033
**D	JPMORGAN CHASE BANK N.A.	2.745	2.745	2.745
**D	IBM PERSONAL PENSION PLAN TRUST	2.276	2.276	2.276
**D	GENERAL MOTORS PENSIONFONDS OPF	3.525	3.525	3.525
**D	GAMMA EMIRATES INVESTMENT L.L.C. EM	984	984	984
**D	SBC MASTER PENSION TRUST SBC MASTER PENSION TRUST 208	17.423	17.423	17.423
**D	FLEXSHARES MORNINGSTAR DEVELOPED MARKETS	10.728	10.728	10.728
**D	SBC MASTER PENSION TRUST	26.495	26.495	26.495
**D	FLEXSHARES STOXX GLOBAL BROAD INFRASTRUC	265.660	265.660	265.660
**D	FUNDACAO CALOUSTE GULBENKIAN	10.978	10.978	10.978
**D	FLEXSHARES INTERNATIONAL QUALITY DIVIDEND DEFENSIVE INDEX FUND	8.019	8.019	8.019
**D	THE MASTER TRUST BANK OF JAPAN LTD	54.891	54.891	54.891
**D	THE CAR CARE PENSION PLAN	12.749	12.749	12.749
**D	PRUDENTIAL LEGACY INSURANCE COMPANY OF N	9.719	9.719	9.719
**D	MASTER TRUST BANK OF JAPAN, LTD. PENSION	505.973	505.973	505.973
**D	VIRTUS GLOBAL DIVIDEND FUND	213.676	213.676	213.676
**D	BUREAU OF LABOR FUNDS- LABOR PENSION FUND	238.926	238.926	238.926
**D	BUREAU OF LABOR FUNDS-LABOR INSURANCE FUND	72.566	72.566	72.566
**D	BUREAU OF LABOR FUNDS- LABOR PENSION FUND	10.596	10.596	10.596
**D	THE MASTER TRUST BANK OF JAPAN	8.772	8.772	8.772
**D	BUREAU OF LABOR FUNDS-LABOR INSURANCE FUND	6.456	6.456	6.456
**D	STATE OF WYOMING	19.289	19.289	19.289

## LISTA ESITO DELLE VOTAZIONE

Oggetto: Approvazione di piani di incentivazione

## FAVOREVOLI

Badge	Ragione Sociale	Proprio	Delega	Totale
**D	FIDELITY INVESTMENT FUNDS - FIDELITY MONEYBUILDER WORLD INDEX FUND		6.314	6.314
**D	FIDELITY INSTITUTIONAL SELECT GLOBAL EQU		27.377	27.377
**D	FIDELITY INVESTMENT FUNDS - FIDELITY		22.740	22.740
**D	BP MASTER TRUST FOR EMPLOYEE PENSION PLA		38.568	38.568
**D	HOBART FAMILY INVESTMENTS LLC		1.982	1.982
**D	KATHERINE C. MOORE CHARITABLE LEAD ANNUITY TRUST II		903	903
**D	VIRTUS TOTAL RETURN FUND	469.429	469.429	469.429
**D	THE KATHERINE MOORE REVOCABLE TRUST	486	486	486
**D	SUN LIFE SENTRY INFRASTRUCTURE FUND	97.037	97.037	97.037
**D	SPROTT GLOBAL INFRASTRUCTURE FUND	18.025	18.025	18.025
**D	LONDON LIFE INSURANCE COMPANY	3.601	3.601	3.601
**D	RARE INFRASTRUCTURE VALUE FUND UNHEDGED	1.225.113	1.225.113	1.225.113
**D	RARE YIELD FUND	6.098	6.098	6.098
**D	RARE INFRASTRUCTURE VALUE FUND HEDGED	1.428.145	1.428.145	1.428.145
**D	VANGUARD EUROPEAN STOCK INDEX FUND	955.435	955.435	955.435
**D	VANGUARD DEVELOPED MARKETS INDEX FUND	2.410.180	2.410.180	2.410.180
**D	VANGUARD TOTAL WORLD STOCK INDEX FUND	128.074	128.074	128.074
**D	VANGUARD FTSE ALL-WORLD EX US INDEX FUND	797.196	797.196	797.196
**D	VANGUARD FUNDS PLC	128.201	128.201	128.201
**D	VANGUARD INVESTMENT SERIES PLC	599.712	599.712	599.712
**D	SICAV MONT	18.000	18.000	18.000
**D	FCP TRANSAT PATRIMOINE 2	85.000	85.000	85.000
**D	CONSTRUCTION AND BUILDING UNIONS SUPERAN	246.153	246.153	246.153
**D	VANGUARD INTERNATIONAL SHARE INDEX FUND	112.774	112.774	112.774
**D	VANGUARD GLOBAL INFRASTRUCT. INDEX FUND	54.522	54.522	54.522
**D	CARBON AWARE INTERNATIONAL SHARES FUND	7.737	7.737	7.737
**D	ONEPATH GLOBAL SHARES LARGE CAP UNHEDGED	43.514	43.514	43.514
**D	MTBJ DAIDO LIFE FOREIGN EQUITY MOTHER FD	564.756	564.756	564.756
**D	VANGUARD TOTAL INTERNATIONAL STOCK INDEX	6.508.018	6.508.018	6.508.018
**D	VANGUARD FID COMPANY EUROPEAN STOCK INDE	22.985	22.985	22.985
**D	CI INCOME FUND	6.700	6.700	6.700
**D	FTSE ALL WORLD INDEX FUND	22.692	22.692	22.692
**D	REASSURE LIMITED	18.901	18.901	18.901
**D	HSBC EUROPEAN INDEX FUND	103.646	103.646	103.646
**D	HSBC MSCI EUROPE UCITS ETF	10.158	10.158	10.158
**D	HSBC GLOBAL INVESTMENT FUNDS	2.566	2.566	2.566
**D	HSBC ETFs PLC	8.013	8.013	8.013
**D	SCOTIA GLOBAL BALANCED FUND	28.000	28.000	28.000
**D	SCOTIA GLOBAL DIVIDEND FUND	311.900	311.900	311.900
**D	LOMBARD ODIER DARIER HFM SA INSTITUTIONNEL-3D	54.085	54.085	54.085
**D	4 DIMENSIONS GLOBAL INFRASTRUCTURE FUND	2.890	2.890	2.890
**D	SUBSIDIZED SCHOOLS P FUND NORTHERN	10.435	10.435	10.435
**D	PS FTSE LO BT EQ WT PORT	7.991	7.991	7.991



## LISTA ESITO DELLE VOTAZIONE

Oggetto: Approvazione di piani di incentivazione

## FAVOREVOLI

Badge	Ragione Sociale	Proprio	Delega	Totale
**D	CEP DEP IP EUROPEAN EQUITY	1.276.632	1.276.632	1.276.632
**D	CEP DEP IP EUROPEAN EQUITY INCOME	387.202	387.202	387.202
**D	CEP DEP IP EUROPEAN HIGH INCOME	11.014	11.014	11.014
**D	WILM MULTI MGR FD JO HAMBRO	125.286	125.286	125.286
**D	PS FTSERAFI EU UCITS ETF BNYMTCIL	584	584	584
**D	PS FTFR ALLIWL3000 UCITSETF BNYMTCIL	1.012	1.012	1.012
**D	PS FTSE RAFI DEVEL MAR EX US PORT	33.994	33.994	33.994
**D	PRU INV PRY INC PRU BALANCED FD	818	818	818
**D	PRU QMA WELLD FD INC PRU INT EQTY	17.877	17.877	17.877
**D	PSF CONSERVATIVE BAL PORTF QMA	757	757	757
**D	AST FI PYRAMIS QUANT AA INT EQ PDGI	1.200	1.200	1.200
**D	AST QMA INTL CORE EQUITY PORT PDMP	149.601	149.601	149.601
**D	AST MORGAN STANLEY MULTI ASSET PDMS	25.921	25.921	25.921
**D	CF MITON GLOBAL INFRASTRUCTURE INCOME FUND	1.216	1.216	1.216
**D	DEP QF SSGA NONUS EQUITY H1	9.400	9.400	9.400
**D	DEP QF SSGA NONUS EQUITY R2	1.450	1.450	1.450
**D	DEP QF SSGA NONUS EQUITY B1	4.325	4.325	4.325
**D	DEP QF SSGA NONUS EQUITY B2	1.964	1.964	1.964
**D	ERYF ATTIVO CAPITAL	2.010	2.010	2.010
**D	DAEC NQ SSGA TAX	1	1	1
**D	DAEC Q SSGA INTL TC	523	523	523
**D	PB SSGA INTL EQ TAX	600	600	600
**D	PS6F STATE STREET INTL EQ	2.147	2.147	2.147
**D	SEMPRA ENERGY PENSION MASTER TRUST	19.834	19.834	19.834
**D	RAZF RAREINFGLOBALVALFDLP	14.582	14.582	14.582
**D	USMIA GLOBAL EQUITY	132.200	132.200	132.200
**D	BOA OMNIBUS PERAMETRIC	1.607	1.607	1.607
**D	BNYMTD DEP OF PG GENERATIONS FUND	4.859	4.859	4.859
**D	SPARTAN INTL INDEX	9.000	9.000	9.000
**D	BELLSOUTH CORP RFA VEBE TRUST	532.703	532.703	532.703
**D	MNVF SSGA INTL EQUITY	11.763	11.763	11.763
**D	SHELL PENSION TRUST	2.252	2.252	2.252
**D	ATANDT UNION WELFARE BENEFIT TRUST	21.785	21.785	21.785
**D	WF AND CO CASH PLN EVERGN INV 1	6.043	6.043	6.043
**D	WF MFS LTD EAFE GLOBAL	39.434	39.434	39.434
**D	ATIVO CAPITAL	16.306	16.306	16.306
**D	RHODE ISLAND EMPLOYEES RETIREMENT SYSTEMS POOLED TRUST	9.200	9.200	9.200
**D	INVESCO FUNDS	15.277	15.277	15.277
**D	NSNF PARA EAFE MONTI	1.601.413	1.601.413	1.601.413
**D	NSNF PARA EAFE PI 1	2.674	2.674	2.674
**D	NSNF PARA EAFE PI 2	4.416	4.416	4.416
**D	WF XCEL ENERGY INC VEBTRE	2.703	2.703	2.703
**D		5.761	5.761	5.761

Azionisti:

489

17

Azionisti in delega:

23


472

LISTA ESITO DELLE VOTAZIONE

Oggetto: Approvazione di piani di incentivazione

FAVOREVOLI

Badge	Ragione Sociale	Proprio	Delega	Totale
**D	VANGUARD INTL HIGH DIV YLD INDEX FD		22.145	22.145
**D	FSEAF F208		94.617	94.617
**D	NBK SSGA EQ 2		15.089	15.089
**D	TD WATERHOUSE CANADA INC		144.000	144.000
**D	COUNTY EMPLOYEES ANNUITY AND BENEFIT FUND OF COOK COUNTY		16.964	16.964
**D	COUNTY EMPLOYEES ANNUITY AND BENEFIT FUND OF COOK COUNTY		17.500	17.500
**D	MSV LIFE P I C		49.931	49.931
**D	US BK AK STEEL CORP MSTR PEN TR AT		40.946	40.946
**D	US BANKAK STEEL MASTER PENS TRR		14.100	14.100
**D	US BANK TAX EXEMPT OMNI REP NONRECC		777	777
**D	USBK FRONTEGRA MFG CORE INFRASTR FD		190.719	190.719
**D	B4305 FRB S LUND RES TR FBO B LUND		420	420
**D	B4306 FRB M LUND REV TR		328	328
**D	CYBF ATIVO CAPITAL MGMT	1	1	1
**D	ALASKA PERMANENT FUND CORPORATION		290.020	290.020
**D	SSGA GLOBAL TEMC STRAT POOL		7.753	7.753
**D	INVESCO PERPETUAL GLOBAL TARGETED INCOME FUND		3.372	3.372
**D	NV PERS SSGA EAFE INDEX		78.841	78.841
**D	PENN SERIES DEV INTL INDEX FUND		3.039	3.039
**D	LEGG MASON GLOBAL FUNDS PLCLEGG MASON RARE INFRASTRUCTURE VALUE FUND		379.887	379.887
**D	PHC SSGA EQ		40.042	40.042
**D	BELL ATLANTIC MASTER TRUST		26.255	26.255
**D	VERIZON MASTER SAVINGS TRUST		72.072	72.072
**D	DUKE ENERGY QUALIFIED NUCLEAR DECOMMISSIONING		3.463	3.463
**D	LINCOLN VARIABLE INSURANCE PRODUCTS TRUST LVIP SSGA DEVELOPED INTERNATIONAL 150 FUND		238.096	238.096
**D	LINCOLN VARIABLE INSURANCE PRODUCTS TRUST LVIP SSGA INTERNATIONAL INDEX FUND		80.622	80.622
**D	PUBLIC EMPLOYEES RETIREMENT ASSOCIATION OF NEW MEXICO		26.693	26.693
**D	BOARD OF PENSIONS OF THE EVANGELICAL LUTHERAN CHURCH IN AMERICA		12.531	12.531
**D	THE STATE OF CONNECTICUT ACTING THROUGH ITS TREASURER		12.800	12.800
**D	TENNESSEE VALLEY AUTHORITY RETIREMENT SYSTEM		29.416	29.416
**D	INTERNATIONAL BANK FOR RECONSTRUCTION AND DEVELOPMENT		2.945	2.945
**D	ADVANCED SERIES TRUST AST ACADEMIC STRATEGIES ASSET ALLOCATION PORTFOLIO		16.814	16.814
**D	PRUDENTIAL INVESTMENT PORTFOLIO 2 PRUDENTIAL QMA INTL DEVELOPED MKETS INDEX FUND		580	580
**D	ENERGY INSURANCE MUTUAL LIMITED		3.239	3.239
**D	PROXY TEAM PARAMETRIC PORTFOLIO ASSOCIATES		2.979	2.979
**D	GOVERNMENT OF SINGAPORE		974.913	974.913
**D	JOHN HANCOCK VARIABLE INSURANCE TRUST INTERNATIONAL EQUITY INDEX TRUST		9.814	9.814
**D	MACQUARIE MULTI FACTOR FUND		4.858	4.858
**D	MONETARY AUTHORITY OF SINGAPORE		277.507	277.507
**D	NATIONAL COUNCIL FOR SOCIAL SECURITY FUND.		38.736	38.736
**D	NATIONAL COUNCIL FOR SOCIAL SECURITY FUND.		2.510	2.510
**D	VISION POOLED SUPERANNUATION TRUST		1.021	1.021
**D	RETURN TO WORK CORPORATION OF SOUTH AUSTRALIA		132.473	132.473





## LISTA ESITO DELLE VOTAZIONE

Oggetto: Approvazione di piani di incentivazione

## FAVOREVOLI

Badge	Ragione Sociale	Proprio	Delega	Totale
**D	VICTORIAN SUPERANNUATION FUND	11.631	11.631	11.631
**D	MLC INVESTMENTS, MLC LIMITED	22.346	22.346	22.346
**D	MILFORD GLOBAL FUND	85.000	85.000	85.000
**D	NORGES BANK	236.319	236.319	236.319
**D	GOVERNMENT OF NORWAY	8.177.153	8.177.153	8.177.153
**D	LEGG MASON GLOBAL INFRASTRUCTURE ETF	3.273	3.273	3.273
**D	TEACHERS' RETIREMENT SYSTEM OF THE STATE OF ILLINOIS	17.059	17.059	17.059
**D	KAISER PERMANENTE GROUP TRUST	416.367	416.367	416.367
**D	ARKWRIGHT, LLC	5.464	5.464	5.464
**D	SYLVAN PARTNERS, LLC	429	429	429
**D	KAISER FOUNDATION HEALTH PLAN INC	64.244	64.244	64.244
**D	FIDELITY RUTLAND SQUARE TRUST II: STRATEGIC ADVISERS INT II F	75.320	75.320	75.320
**D	FIDELITY RUTLAND SQUARE TR II: STRAT ADV INT MULTI-MANAGER F	1.821	1.821	1.821
**D	INTERNATIONAL EXPATRIATE BENEFIT MASTER TRUST	2.104	2.104	2.104
**D	INTERNATIONAL MONETARY FUND	8.659	8.659	8.659
**D	THE MASTER TRUST BK OF JP LTD: HITACHI FOREIGN EQ INDEX MF	8.442	8.442	8.442
**D	GMAM INVESTMENT FUNDS TRUST	59.406	59.406	59.406
**D	GMAM GROUP PENSION TRUST II	13.741	13.741	13.741
**D	IBM RETIREMENT PLAN	2.891	2.891	2.891
**D	STRATEGIC ACTIVE TRADING FUNDS PLC	11.226	11.226	11.226
**D	THE MASTER TR BK OF JAPAN LTD ATF MORGAN STANLEY GL INFR MTH F	2.961	2.961	2.961
**D	CARPENTERS RETIREMENT PLAN OF WESTERN WASHINGTON	32.598	32.598	32.598
**D	UNITED TECHNOLOGIES CORPORATION EMPLOYEE SAVINGS PLAN	27.320	27.320	27.320
**D	TIAA-CREF FUNDS - ENHANCED INTERNATIONAL EQUITY INDEX FUND	139.895	139.895	139.895
**D	CENTRAL PROVIDENT FUND BOARD	4.816	4.816	4.816
**D	FIDELITY SELECT GLOBAL EQUITY INSTITUTIONAL TRUST	28.092	28.092	28.092
**D	FIDELITY SELECT INTERNATIONAL EQUITY INSTITUTIONAL TRUST	82.076	82.076	82.076
**D	FIDELITY GLOBAL EQUITY INVESTMENT TRUST	4.119	4.119	4.119
**D	FIDELITY INTERNATIONAL EQUITY INVESTMENT TRUST	76.282	76.282	76.282
**D	PARAMETRIC INTERNATIONAL EQUITY FUND	11.722	11.722	11.722
**D	TAX - MANAGED INTERNATIONAL EQUITY PORTFOLIO	3.094	3.094	3.094
**D	BENEFIT TRUST COMPANY	14.800	14.800	14.800
**D	THE GENERAL MOTORS CANADA HOURLY PLAN TRUST	13.396	13.396	13.396
**D	THE GENERAL MOTORS CANADA SALARIED PLAN TRUST	2.384	2.384	2.384
**D	DYNAMIC GLOBAL INFRASTRUCTURE FUND	935.600	935.600	935.600
**D	DYNAMIC ALTERNATIVE YIELD FUND	1.195.000	1.195.000	1.195.000
**D	DYNAMIC GLOBAL EQUITY INCOME FUND	78.546	78.546	78.546
**D	DYNAMIC GLOBAL STRATEGIC YIELD FUND	17.615	17.615	17.615
**D	TANGERINE DIVIDEND PORTFOLIO	1.394	1.394	1.394
**D	TANGERINE BALANCED INCOME PORTFOLIO	829	829	829
**D	TANGERINE BALANCED PORTFOLIO	5.242	5.242	5.242
**D	TANGERINE BALANCED GROWTH PORTFOLIO	4.518	4.518	4.518
**D	TANGERINE EQUITY GROWTH PORTFOLIO	4.000	4.000	4.000

LISTA ESITO DELLE VOTAZIONE

Oggetto: Approvazione di piani di incentivazione

FAVOREVOLI

Badge	Ragione Sociale	Proprio	Delega	Totale
**D	MM SELECT EQUITY ASSET FUND	9.482	9.482	9.482
**D	MM MSCI EAFE INTERNATIONAL INDEX FUND	8.617	8.617	8.617
**D	SPDR S+P GLOBAL DIVIDEND ETF	51.950	51.950	51.950
**D	STATE STREET GLOBAL EQUITY EX-US INDEX PORTFOLIO	21.329	21.329	21.329
**D	STATE STREET INTERNATIONAL DEVELOPED EQUITY INDEX PORTFOLIO	71.762	71.762	71.762
**D	KP INTERNATIONAL EQUITY FUND	7.553	7.553	7.553
**D	SPDR MSCI EAFE FOSSIL FUEL FREE ETF	1.110	1.110	1.110
**D	SPDR MSCI WORLD QUALITY MIX ETF	152	152	152
**D	SPDR MSCI ACWI LOW CARBON TARGET ETF	3.522	3.522	3.522
**D	THE PRUDENTIAL INSURANCE COMPANY OF AMERICA	34.660	34.660	34.660
**D	PRUDENTIAL TRUST CO MASTER COMINGLED INV F FOR TAX EXEMPT TR	13.001	13.001	13.001
**D	MORGAN STANLEY INST F INC. SELECT GLB INFRA STRUCTURE PTF	202.496	202.496	202.496
**D	MORGAN STANLEY INSTITUTIONAL FUND INC MULTI-ASSET PORTFOLIO	33.306	33.306	33.306
**D	MORGAN STANLEY INSTITUTIONAL FUND TR- GL MULTI-ASSET INC PTF	1.837	1.837	1.837
**D	RARE GLOBAL INFRASTRUCTURE VALUE FUND	9.245	9.245	9.245
**D	DEUTSCHE BANK-ONSHORE	1.681	1.681	1.681
**D	SENTRY INFRASTRUCTURE FUND	321.300	321.300	321.300
**D	SENTRY ALTERNATIVE ASSET INCOME FUND	7.825	7.825	7.825
**D	SENTRY GLOBAL INFRASTRUCTURE PRIVATE TRUST	31.293	31.293	31.293
**D	CITY OF NEW YORK GROUP TRUST	135.587	135.587	135.587
**D	PIMCO RAE FUNDAMENTAL INTERNATIONAL FUND LIC	5.848	5.848	5.848
**D	PIMCO EQUITY SERIES: PIMCO RAE FUNDAMENTAL INTERNATIONAL FUND	5.767	5.767	5.767
**D	INTEL CORPORATION RETIREE MEDICAL PLAN TRUST	8.065	8.065	8.065
**D	GOV OF HM THE SULTAN AND YANG DI-PERTUAN OF BRUNEI DARUSSALAM	19.644	19.644	19.644
**D	FLOURISH INVESTMENT CORPORATION	232.870	232.870	232.870
**D	FLOURISH INVESTMENT CORPORATION	138.755	138.755	138.755
**D	BANK OF KOREA	126.323	126.323	126.323
**D	ASIAN DEVELOPMENT BANK	1.160	1.160	1.160
**D	SSGA MSCI ACWI EX-USA INDEX NON-LENDING DAILY TRUST	32.142	32.142	32.142
**D	STATE STREET IRELAND UNIT TRUST	9.344	9.344	9.344
**D	SSGA SPDR ETFs EUROPE I PUBLIC LIMITED COMPANY	4.245	4.245	4.245
**D	SSGA SPDR ETFs EUROPE II PUBLIC LIMITED COMPANY	1.522.602	1.522.602	1.522.602
**D	SUNSUPER SUPERANNUATION FUND	69.480	69.480	69.480
**D	ROMAN CATHOLIC BISHOP OF SPRINGFIELD A CORPORATION SOLE	8.348	8.348	8.348
**D	VANGUARD FTSE DEVELOPED EUROPE ALL CAP INDEX ETF	258	258	258
**D	VANGUARD FTSE DEVELOPED ALL CAP EX NORTH AMERICA INDEX ETF	4.976	4.976	4.976
**D	VANGUARD DEVEL ALL-CAP EX NORTH AMERICA EOT IND POOLED FUND	4.809	4.809	4.809
**D	VANGUARD INVESTMENTS II COMMON CONTRACTUAL FUND	1.002	1.002	1.002
**D	VANGUARD INVESTMENTS COMMON CONTRACTUAL FUND	11.988	11.988	11.988
**D	VANGUARD FTSE DEVELOPED EUROPE INDEX ETF	42.426	42.426	42.426
**D	WASHINGTON STATE INVESTMENT BOARD	1.243	1.243	1.243
**D	NEW YORK STATE TEACHERS RETIREMENT SYSTEM	180.037	180.037	180.037
**D		161.934	161.934	161.934



## LISTA ESITO DELLE VOTAZIONE

Oggetto: Approvazione di piani di incentivazione


## FAVOREVOLI

Badge	Ragione Sociale	Proprio	Delega	Totale
**D	PRUDENTIAL RETIREMENT INSURANCE & ANNUITY COMPANY	6.075	6.075	6.075
**D	VALLSBURG FUND LLC	15.930	15.930	15.930
**D	SS BK AND TRUST COMPANY INV FUNDS FOR TAXEXEMPT RETIREMENT PL	1.884.483	1.884.483	1.884.483
**D	SSGA EAFE INDEX PLUS NON-LENDING COMMON TRUST FUND	575	575	575
**D	SSGA RUSSELL FD GL EX-US INDEX NONLENDING OP COMMON TRUST FUND	3.759	3.759	3.759
**D	SSGA FTSE RAFI DEVELOPED 1000 INDEX NON-LENDING COMMON TR F	8.159	8.159	8.159
**D	GSO ADGM III COMMON CONTRACTUAL FUND	1.899	1.899	1.899
**D	STATE STREET SP GLO INFRA INDEX NON-LENDING COMMON TRUST FUND	337.687	337.687	337.687
**D	SSGA MSCI EUROPE SCREENED INDEX NON-LENDING COMMON TRUST FUND	46.312	46.312	46.312
**D	MSCI EAFE PROV SCREENED INDEX NON - LENDING COMMON TR FUND	6.533	6.533	6.533
**D	GLOBAL ADVANTAGE FUNDS - MAJOR MARKETS TRILFONDS	1.333	1.333	1.333
**D	STATE STREET GLOBAL ADVISORS LUXEMBOURG SICAV	216.740	216.740	216.740
**D	KIEGER FUND I	772	772	772
**D	SELECT INDEX SERIES	5.748	5.748	5.748
**D	TEACHERS' RETIREMENT SYSTEM OF THE STATE OF ILLINOIS	33.783	33.783	33.783
**D	IBM 401K PLUS PLAN	70.175	70.175	70.175
**D	IBM RETIREMENT PLAN	8.973	8.973	8.973
**D	STATE OF ALASKA RETIREMENT AND BENEFITS PLANS	17.010	17.010	17.010
**D	COLLEGE RETIREMENT EQUITIES FUND	734.485	734.485	734.485
**D	TIIA-CREF INTERNATIONAL EQUITY INDEX FUND	286.071	286.071	286.071
**D	STATE OF MINNESOTA	20.030	20.030	20.030
**D	STATE OF MINNESOTA	3.062	3.062	3.062
**D	SPDR MSCI ACWI EX-US ETF	62.646	62.646	62.646
**D	SPDR S+P INTERNATIONAL DIVIDEND ETF	573.594	573.594	573.594
**D	SPDR S&P GLOBAL INFRASTRUCTURE ETF	218.040	218.040	218.040
**D	SPDR S&P WORLD (EX-US) ETF	17.719	17.719	17.719
**D	SPDR S+P INTERNATIONAL INDUSTRIAL SECTOR ETF	3.052	3.052	3.052
**D	THE UNIVERSAL INSTITUTIONAL FUNDS, INC. GLOBAL INFRASTR PTF	51.816	51.816	51.816
**D	MORGAN STANLEY INSTITUTIONAL FD TR - GLOBAL STRATEGIST PTF	33.544	33.544	33.544
**D	THE UNIVERSAL INST F INC - GLOBAL STRATEGIST PORTFOLIO	11.498	11.498	11.498
**D	COMMON TRUST ITALY FUND	402.064	402.064	402.064
**D	GE INVESTMENTS FUNDS, INC. - TOTAL RETURN FUND	13.697	13.697	13.697
**D	MANAGED PENSION FUNDS LIMITED	25.498	25.498	25.498
**D	FAMILY INVESTMENTS CHILD TRUST FUND	14.769	14.769	14.769
**D	FAMILY INVESTMENTS GLOBAL ICVC FAMILY BALANCED INT FUND	13.284	13.284	13.284
**D	HSBC AS TRUSTEE FOR SSGA EUROPE EX UK EQUITY TRACKER FUND	387.858	387.858	387.858
**D	LEGG MASON FUNDS ICVC- LEGG MASON IF RARE GLOBAL INF INC FUND	643.553	643.553	643.553
**D	VANGUARD INV FDS ICVC-VANG FTSE DEV WOR LD EX - UK EQT IND FD	61.460	61.460	61.460
**D	VANGUARD INV F ICVC-VANGUARD FTSE DEV EUROPE EX-UK EQ INDEX F	137.631	137.631	137.631
**D	VANGUARD INV FUNDS ICVC-VANGUARD FTSE GLOB ALL CAP IND FUND	586	586	586
**D	STATE STREET INTERNATIONAL EQUITIES INDEX TRUST	19.790	19.790	19.790
**D	SPDR S+P WORLD EX AUSTRALIA FUND	2.423	2.423	2.423
**D	SPDR S+P GLOBAL DIVIDEND FUND	36.342	36.342	36.342

LISTA ESITO DELLE VOTAZIONE  
 Oggetto: Approvazione di piani di incentivazione

FAVOREVOLI

Badge	Ragione Sociale	Proprio	Delega	Totale
**D	CHRISTIAN SUPER	1.178	1.178	1.178
**D	STATE STREET INT EQTS INDEX TRUST EX TOBACCO EX CONTR WEAPONS	2.804	2.804	2.804
**D	STATE PUBLIC SECTOR SUPERANNUATION SCHEME	15.136	15.136	15.136
**D	SUNSUPER SUPERANNUATION FUND	25.009	25.009	25.009
**D	AMERGEN CLINTON NUCLEAR POWER PLANT NONQUALIFIED FUND	1.302	1.302	1.302
**D	THE ANNENBERG FOUNDATION	1.044	1.044	1.044
**D	COMBUSTION ENGINEERING 524 (G) ASBESTOS PI TRUST	882	882	882
**D	THE NORTHERN TRUST COMPANY SUB-ADVISED COLLECTIVE FUNDS TRUST	344.557	344.557	344.557
**D	NORTHERN FUNDS INTERNATIONAL GROWTH EQUITY FUND	11.682	11.682	11.682
**D	ACORN 1998 TRUST	326	326	326
**D	EXELON PEACH BOTTOM UNIT 1 QUALIFIED FUND	516	516	516
**D	EXELON FITZPATRICK NONQUALIFIED FUND	4.360	4.360	4.360
**D	EXELON FITZPATRICK QUALIFIED FUND	290	290	290
**D	FORD MOTOR COMPANY DEFINED BENEFIT MASTER TRUST	16.420	16.420	16.420
**D	JTW TRUST NO. 3 UAD 9/19/02	2.315	2.315	2.315
**D	JTW TRUST NO. 1 UAD 9/19/02	1.117	1.117	1.117
**D	JTW TRUST NO. 4 UAD 9/19/02	2.817	2.817	2.817
**D	JTW TRUST NO. 2 UAD 9/19/02	1.217	1.217	1.217
**D	PITZER COLLEGE	361	361	361
**D	SAMFORD UNIVERSITY PENSION PLAN TRUST	736	736	736
**D	AVANDA GLOBAL MULTI-ASSET MASTER FUND	48.000	48.000	48.000
**D	HRW TESTAMENTARY TRUST NO 3	2.073	2.073	2.073
**D	HRW TESTAMENTARY TRUST NO 1	2.573	2.573	2.573
**D	HRW TRUST NO 2 UAD 01/17/03	1.676	1.676	1.676
**D	HRW TESTAMENTARY TRUST NO. 10	998	998	998
**D	HRW TRUST NO 1 UAD 01/17/03	2.382	2.382	2.382
**D	WHEELS COMMON INVESTMENT FUND	23.864	23.864	23.864
**D	HRW TESTAMENTARY TRUST NO. 11	2.568	2.568	2.568
**D	HRW TESTAMENTARY TRUST NO 6	2.099	2.099	2.099
**D	HRW TESTAMENTARY TRUST NO 4	2.041	2.041	2.041
**D	HRW TESTAMENTARY TRUST NO. 9	3.101	3.101	3.101
**D	HRW TESTAMENTARY TRUST NO. 8	2.472	2.472	2.472
**D	HRW TESTAMENTARY TRUST NO 2	1.679	1.679	1.679
**D	HRW TESTAMENTARY TRUST NO. 7	2.729	2.729	2.729
**D	HRW TRUST NO 4 UAD 01/17/03	1.152	1.152	1.152
**D	HRW TESTAMENTARY TRUST NO 5	2.158	2.158	2.158
**D	HRW TESTAMENTARY TRUST NO. 12	1.697	1.697	1.697
**D	HRW TRUST NO 3 UAD 01/17/03	1.152	1.152	1.152
**D	EXELON CORPORATION NUCLEAR DECOMMISSION TRUST - NON TAX QUAL	327	327	327
**D	CHEVRON MASTER PENSION TRUST	17.206	17.206	17.206
**D	CHEVRON UK PENSION PLAN	64.479	64.479	64.479
**D	HONG KONG SAR GOVERNMENT EXCHANGE FUND	394.518	394.518	394.518
**D	ATIVO INTERNATIONAL EQUITY FUND LP	26.700	26.700	26.700



Azionisti: 489 Teste: 23  
 Azionisti in proprio: 17 Azionisti in delega: 472

## LISTA ESITO DELLE VOTAZIONE

Oggetto: Approvazione di piani di incentivazione

## FAVOREVOLI

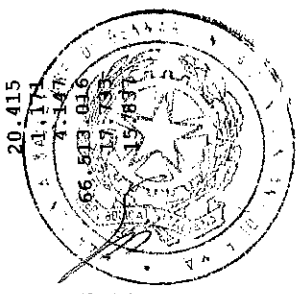
Badge	Ragione Sociale	Proprio	Delega	Totale
**D	BUNTING INTERNATIONAL DEVELOPED EQUITY TR LMC	1.236	1.236	1.236
**D	CARROLL AVENUE PARTNERS LLC	623	623	623
**D	DYNASTY INVEST, LTD	813	813	813
**D	DFI LP EQUITY (PASSIVE)	461	461	461
**D	EVA VALLEY MA1 LLC	5.125	5.125	5.125
**D	PYRAMIS GLOBAL EX U.S.INDEX FUND LP	44.984	44.984	44.984
**D	FS OVERLAY C - PARAMETRIC	3.268	3.268	3.268
**D	FOURTH AVENUE INVESTMENT COMPANY	4.192	4.192	4.192
**D	FIDDLER PARTNERS LLC	617	617	617
**D	THE BUNTING FAM INT DEVELOPED EQUITY LIMITED LIABILITY CO	3.055	3.055	3.055
**D	INTERNATIONAL EQUITY FUND	6.209	6.209	6.209
**D	THE JBUT MASTER INVESTMENT PARTNERSHIP LLP	1.221	1.221	1.221
**D	NTGI-QM COMMON DAILY EAFE INDEX FUND - NON LENDING	44.401	44.401	44.401
**D	LAKE AVENUE INVESTMENTS, LLC	8.462	8.462	8.462
**D	LEHMAN-STAMM FAMILY PARTNERS LLC	602	602	602
**D	LTW GROUP HOLDINGS, LLC	5.157	5.157	5.157
**D	LTW INVESTMENTS LLC	9.311	9.311	9.311
**D	LOY PARTNERSHIP, LLC	1.217	1.217	1.217
**D	MF INTERNATIONAL FUND LLC	805	805	805
**D	82A HOLDINGS, LLC	6.181	6.181	6.181
**D	NELKE PARTNERSHIP	2.148	2.148	2.148
**D	OMEGA FFIP LIMITED PARTNERSHIP	1.398	1.398	1.398
**D	ORIZABA, LP	19.554	19.554	19.554
**D	CINDY SPRINGS, LLC	2.710	2.710	2.710
**D	NTGI-QM COMMON DAILY ALL COUNWD EX-US INV MKT INDEX F NONLEND	10.991	10.991	10.991
**D	RAMI PARTNERS, LLC	7.168	7.168	7.168
**D	SENTINEL INTERNATIONAL FUND	1.307	1.307	1.307
**D	SENTINEL INTERNATIONAL TRUST	2.378	2.378	2.378
**D	SIM GLOBAL BALANCED TRUST.	568	568	568
**D	SILVER GROWTH FUND, LP	4	4	4
**D	GLOBAL BOND FUND	5.124	5.124	5.124
**D	FCM INTERNATIONAL, LLC	589	589	589
**D	MALACHITE 35 TRUST	10.125	10.125	10.125
**D	NTGI - QM COMMON DAILY EAFE INDEX FUND - LENDING	31.252	31.252	31.252
**D	NTGI - QM COMM DAILY ALL COUNTRY WD EX-US EQ INDEX F - LEND	17.562	17.562	17.562
**D	INTERNATIONAL MONETARY FUND STAFF RETIREMENT PLAN	440	440	440
**D	UNIT NAT RELIEF AND WORKS AG FOR PALEST REF IN THE NEAR EAST	2.256	2.256	2.256
**D	NATIONAL COUNCIL FOR SOCIAL SECURITY FUND, P.R.C	64.658	64.658	64.658
**D	GIC PRIVATE LIMITED	19.955	19.955	19.955
**D	FIDELITY INVESTMENT TRUST FIDELITY INTERNATIONAL CAPITAL APPRECIATION	419.713	419.713	419.713
**D	FIDELITY SALEM STREET TRUST; FIDELITY FLEX INTERN INDEX FUND	42	42	42
**D	FIDELITY SALEM STREET TRUST FIDELITY SERIES GLOBAL EX U.S. INDEX FUND	90.281	90.281	90.281
**D	HAGFORS LIMITED	10.808	10.808	10.808

**LISTA ESITO DELLE VOTAZIONE**

Oggetto: Approvazione di piani di incentivazione

**FAVOREVOLI**

Badge	Ragione Sociale	Proprio	Delega	Totale
**D	BLUE SKY GROUP	70.471	47.515	47.515
**D	NEW ZEALAND SUPERANNUATION FUND	1.362	70.471	70.471
**D	QIC INTERNATIONAL EQUITIES FUND	5.946	1.362	1.362
**D	QUEENSLAND INVESTMENT TRUST NO.2	277.737	5.946	5.946
**D	ENERGY INVESTMENT FUND	273.612	277.737	277.737
**D	MAGELLAN INFRASTRUCTURE FUND (UNHEDED)	273.778	273.612	273.612
**D	GOVERNMENT EMPLOYEES SUPERANNUATION BOARD	5.600	273.778	273.778
**D	PARTNERS GROUP GLOBAL MULTI-ASSET FUND	108.609	5.600	5.600
**D	MAGELLAN CORE INFRASTRUCTURE FUND	591.719	108.609	108.609
**D	MAGELLAN INFRASTRUCTURE FUND	20.228	591.719	591.719
**D	CSAA INSURANCE EXCHANGE	18.890	20.228	20.228
**D	CLEARWATER INTERNATIONAL FUND	35.759	18.890	18.890
**D	HUBBELL INCORPORATED MASTER PENSION TRUST	1.245	35.759	35.759
**D	STATE OF IDAHO ENDOWMENT FUND INVESTMENT BOARD	3.126.411	1.245	1.245
**D	NORTHERN MULTI MANAGER GLOBAL LISTED INFRASTRUCTURE FUND	138.783	3.126.411	3.126.411
**D	NORTHERN FUNDS - INTERNATIONAL EQUITY INDEX FUND	845.092	138.783	138.783
**D	NORTHERN TRUST GLOBAL INVESTMENTS COLLECTIVE FUNDS TRUST	2.429	845.092	845.092
**D	NORTHERN TRUST GLOBAL INVESTMENTS COLLECTIVE FUNDS TRUST	981	2.429	2.429
**D	VOL EMPL BEN ASS OF THE NON-REPR EMPL OF SOUT CAL EDISON CO	352	981	981
**D	1999 VOL EMPL BEN ASS NON-REPR EMPL OF SOUT CAL EDISON CO	14.684	352	352
**D	SAMFORD UNIVERSITY	1.634	14.684	14.684
**D	THE TRUSTEES OF THE HENRY SMITH CHARITY	1.485	1.634	1.634
**D	TRINITY COLLEGE CAMBRIDGE	11.340	1.485	1.485
**D	FRESNO COUNTY EMPLOYEES' RETIREMENT ASSOCIATION	4.500	11.340	11.340
**D	ILLINOIS MUNICIPAL RETIREMENT FUND	24.684	4.500	4.500
**D	CITY OF LOS ANGELES FIRE AND POLICE PENSION PLAN	5.773	24.684	24.684
**D	LOCKHEED MARTIN CORPORATION MASTER RETIREMENT TRUST	4.904	5.773	5.773
**D	WYOMING RETIREMENT SYSTEM	16.346	4.904	4.904
**D	FORD MOTOR COMPANY OF CANADA, LIMITED PENSION TRUST	1.644	16.346	16.346
**D	HSBC INTERNATIONAL EQUITY POOLED FUND	27.871	1.644	1.644
**D	GARD COMMON CONTRACTUAL FUND (CURRENCY HEDGED)	177.853	27.871	27.871
**D	THE BANK OF IRELAND STAFF PENSIONS FUND	30.041	177.853	177.853
**D	STICHTING HEINEREN PENSIOENFONDS	14.215	30.041	30.041
**D	STICHTING PENSIOENFONDS SAGITTARIUS	104.382	14.215	14.215
**D	NORTHERN TRUST UCITS COMMON CONTRACTUAL FUND 7	35.384	104.382	104.382
**D	COMMONWEALTH GLOBAL LISTED INFRASTRUCTURE FUND 6	1.123.199	35.384	35.384
**D	COMMONWEALTH GLOBAL LISTED INFRASTRUCTURE FUND 6	20.415	1.123.199	1.123.199
**D	COLONIAL FIRST STATE WHOLESALE INDEXED GLOBAL SHARE FUND	1.171	20.415	20.415
**D	HSBC UCITS COMMON CONTRACTUAL FUND	4.147	1.171	1.171
**D	MUNICIPAL EMPLOYEES' ANNUITY AND BENEFIT FUND OF CHICAGO	66.513.016	4.147	4.147
**D	INVESTCO ITALIAN HOLDINGS SRL	17.733	66.513.016	66.513.016
**D	MFG INVESTMENT FUND PLC	15.837	17.733	17.733
**D	POLAR CAPITAL FUNDS PLC		15.837	15.837



## LISTA ESITO DELLE VOTAZIONE

Oggetto: Approvazione di piani di incentivazione

## FAVOREVOLI

Badge	Ragione Sociale	Proprio	Delega	Totale
**D	SSGA GROSS ROLL UP UNIT TRUST		18.878	18.878
**D	NORTHERN TRUST INVESTMENT FUNDS PUBLIC LIMITED COMPANY		36.128	36.128
**D	ABU DHABI RETIREMENT PENSIONS AND BENEFITS FUND		35.938	35.938
**D	STICHTING DOUWE EGBERTS PENSIOENFONDS		15.792	15.792
**D	NORTHERN TRUST UCITS FGR FUND		86.614	86.614
**D	STG PFDS V.D. GRAFISCHE		144.648	144.648
**D	STG PFDS AHOLD		19.455	19.455
**D	ST. SPOORWEGPDS MANDAAT BLACKROCK		5.938	5.938
**D	STICHTING PENSIOENFONDS OPENBAAR VERVOER		2.799	2.799
**D	THE GLENORE CANADIAN PENSION FUNDS TRUST-FOREIGN EQUITY FUND		95.967	95.967
**D	RNO CANADA PENSION PLAN		22.533	22.533
**D	RENAISSANCE GLOBAL INFRASTRUCTURE FUND		2.373.834	2.373.834
**D	WINDWISE MSCI EAFE INDEX NON-LENDING, FUND FOR EXEMPT ORG.		21.491	21.491
**D	STEWARDSHIP FOUNDATION		278	278
**D	WBW TRUST NUMBER ONE		333	333
**D	DEBORAH LOEB BRICE		461	461
**D	ALAMOS LLC		438	438
**D	ALLAN G. LOZIER		15.202	15.202
**D	CERVURITE INTERNATIONAL LLC		27.055	27.055
**D	FLORIDA, LLC - APERIO		8.045	8.045
**D	1975 IRREVOCABLE TRUST OF CD WEYERHAUSER		641	641
**D	1973 IRREVOCABLE TRUST OF CD WEYERHAUSER		212	212
514	ANGELETTI FRANCO			
738	BOVE KATRIN			
	<b>Totale voti</b>	10		10
	<b>Percentuale votanti %</b>	7		7
	<b>Percentuale Capitale %</b>			

Azionisti:  
Azionisti in proprio:

489


17

Azionisti in delega:

23

472

Pagina 40

Assemblea Ordinaria del 21 aprile 2017ESITO VOTAZIONE

**Oggetto : Nomina di un componente del CdA**

**Hanno partecipato alla votazione:**

-n° 1.583 azionisti,  
portatori di n° 642.748.998 azioni ordinarie, tutte ammesse al voto,  
pari al 77,835004% del capitale sociale.

**Hanno votato:**

		<b>% su Azioni</b>
		<b>Ordinarie</b>
<b>Favorevoli</b>	633.696.128	98,591539
<b>Contrari</b>	8.957.732	1,393659
<b>SubTotale</b>	<u>642.653.860</u>	99,985198
<b>Astenuti</b>	94.738	0,014740
<b>Non Votanti</b>	400	0,000062
<b>SubTotale</b>	<u>95.138</u>	0,014802
<b>Totale</b>	<u>642.748.998</u>	100,000000

Ai sensi dell'art. 135-undecies del TUF **non sono computate** ai fini del calcolo della maggioranza e del capitale richiesto per l'approvazione della delibera numero **0** azioni pari al **0,000000%** delle azioni rappresentate in aula.



LISTA ESITO DELLE VOTAZIONI  
 Oggetto: Nomina di un componente del CdA

CONTRARI

Badge	Ragione Sociale	Proprio	Delega	Totale
1606	MAGNANI SONIA		984.726	984.726
DE*	ALLEANZA ASSICURAZIONI SPA		122.220	122.220
DE*	GENERALI INVESTMENTS EUROPE S.P.A.		79.910	79.910
DE*	GENERALI INVESTMENTS EUROPE SPA		11.672	11.672
DE*	GENERALI INVESTMENTS EUROPE SPA SGR		37.560	37.560
DE*	GENERALI INVESTMENTS LUXEMBURG S.A.		1.314.198	1.314.198
DE*	GENERALI ITALIA SPA	31.000		31.000
2106	CARILE DOMENICO		3.366	3.366
4130	AGOSTINI ANTONIO		6.631	6.631
**D	CSAM MONCEAU		1.900	1.900
**D	THE RBS AS DEPOSITARY FOR ABERDEEN		19.946	19.946
**D	ABERDEEN GLOBAL		4.236	4.236
**D	CITY OF PHILADELPHIA PUBLIC RETIREMENT		98.500	98.500
**D	FONDS DE SOLIDARITE DES TRAV.QUEBEC FTQ		29.800	29.800
**D	GENUS DIVIDEND EQUITY FUND		86.500	86.500
**D	GENUS FOSSIL FREE CANGLOBE EQUITY FUND		133.000	133.000
**D	SOUTH YORKSHIRE PENSIONS AUTHORITY		150.000	150.000
**D	WEST MIDLANDS METROPOLITAN AUT PENS FD		31.341	31.341
**D	WEST YORKSHIRE PENSION FUND		1.232	1.232
**D	ABERDEEN DIVERSIFIED INCOME AND GROWTH TRUSTPLC		42.357	42.357
**D	SRSF PARAMETRIC DELTA SHIFT		5.725	5.725
**D	NYPF FIDELITY		950	950
**D	FPCF SSGA MSCI WORLD EXUS		1.766	1.766
**D	FPCF WINTON GLOBAL		121.644	121.644
**D	FPCF SSGA EDHEC		8.200	8.200
**D	BLACKROCK ACWI USIMI		17.448	17.448
**D	ATTIVO		1	1
**D	OSMOSIS INVESTMENT		68.494	68.494
**D	LOUISIANA STATE ERS MSCI EXUS INDEX		38.565	38.565
**D	THE STATE OF CONNECTICUT ACTING THROUGH ITS TREASURER		14.332	14.332
**D	OFI MARKET NEUTRAL EQUITY		10.924	10.924
**D	OFI AM		61.128	61.128
**D	STICHTING MN SERVICES AANDELENFONDS EUROPA.		62.803	62.803
**D	STICHTING PENSIOENFONDS METAAL		16.716	16.716
**D	STICHTING PENSIOENFONDS METAAL EN T MN SERVICES		2.893	2.893
**D	STICHTING PENSIOENFONDS METAAL EN T MN SERVICES		227.844	227.844
**D	OLD NORTH STATE HEDGED EQUITY MEN LLC		534.609	534.609
**D	PAX ELLEVATE GLOBAL WOMEN'S INDEX FUND		129.302	129.302
**D	UAW RETIREE MEDICAL BENEFITS TRUST		287.194	287.194
**D	CALIFORNIA STATE TEACHERS RETIREMENT SYSTEM		28.626	28.626
**D	ABBEY LIFE ASSURANCE COMPANY LIMITED		39.593	39.593
**D	SCOTTISH WIDOWS OVERSEAS GROWTH INV F ICVC - EURO GROWTH F			
**D	STATE STREET TRUSTEES LTD ATF ABERDEEN CAPITAL TRUST			
**D	SCOTTISH WIDOWS INV SOLUTIONS F ICVC- EUROPEAN (EX UK) EQ FD.			



**LISTA ESITO DELLE VOTAZIONE**  
**Oggetto: Nomina di un componente del CdA**

**CONTRARI**

Badge	Ragione Sociale	Proprio	Delega	Totale
**D	HBOS INTERNATIONAL INV FUNDS ICVC- EUROPEAN FUND	117.983	117.983	117.983
**D	ABERDEEN INV FUNDS UK ICVC II-ABERDEEN EUR EQ ENHANCED INDEX	46.962	46.962	46.962
**D	SCOTTISH WID INV SOLS F ICVC - FDAMTIL LOW VOL IND GLO EQT F	5.000	5.000	5.000
**D	SCOTTISH WIDOWS INV SOL F ICVC- FUNDAMENTAL INDEX GLB EQ F	37.979	37.979	37.979
**D	BANK OF BOTSWANA	3.304	3.304	3.304
**D	1199 SEIU HEALTH CARE EMPLOYEES PENSION FUND	148.101	148.101	148.101
**D	THE TRUSTEES OF SUPERANN ARRANGEMENTS OF THE UNI OF LONDON	96.274	96.274	96.274
**D	STICHTING PENSIOENFONDS VAN DE METALEKTRO (PME)	24.091	24.091	24.091
**D	MERSEYSIDE PENSION FUND	284.930	284.930	284.930
**D	CNP ASSURANCES SA	2.932.746	2.932.746	2.932.746
**D	LA BANQUE POSTALE DE PREVOYANCE	48.100	48.100	48.100
**D	PREVIPOSTE	233.450	233.450	233.450
**D	MACKENZIE DIVERSIFIED ALTERNATIVES FUND	10.000	10.000	10.000

Totale voti 8.957.732

Percentuale votanti % 1,393659

Percentuale Capitale % 1,084755

Assemblea Ordinaria del 21 aprile 2017

## LISTA ESITO DELLE VOTAZIONE

Oggetto: Nomina di un componente del Cda

## ASTENUTI

Badge	Ragione Sociale	Proprio	Delega	Totale
1752	D'AVRI GIANFRANCO		1	1
DE*	INVESTIMENTI SUD ITALIA S.R.L.	36.055		36.055
3075	ANTOLINI GIOVANNI			
4130	AGOSTINI ANTONIO			
**D	OMEGA GLOBAL LISTED INFRASTRUCTURE FUND		25.457	25.457
**D	CG CAYMAN FUND LIMITED		18.645	18.645
**D	CLINTON LIGHTHOUSE EQUITY STRATEGIES FUND (OFFSHORE) LP CO CLINTON GROUP, INC.		2.225	2.225
**D	CLINTON LIGHTHOUSE EQUITY STRATEGIES MASTER FUND LTD. C/O CLINTON GROUP, INC		12.355	12.355

Totale voti 94.738  
 Percentuale votanti % 0,014740  
 Percentuale Capitale % 0,011472

Azionisti:  
 Azionisti in proprio:

6 Teste:  
 1 Azionisti in delega:

Pagina 3

3

5



Assemblea Ordinaria del 21 aprile 2017

**LISTA ESITO DELLE VOTAZIONE**  
**Oggetto: Nomina di un componente del Cda**

Badge Ragione Sociale  
2799 NOTARFONZO ARNALDO  
DE\* NOTARFONZO LORENZO

Totale voti 400  
Percentuale votanti % 0,000062  
Percentuale Capitale % 0,000048

**NON VOTANTI**

Proprio Delega Totale  
400 400

Azionisti:  
Azionisti in proprio:

1 Teste:  
0 Azionisti in delega:

Pagina 4

**LISTA ESITO DELLE VOTAZIONE**  
**Oggetto: Nomina di un componente del CdA**

**FAVOREVOLI**

Badge	Ragione Sociale	Proprrio	Delega	Totale
1315	PEDINI LUCIANO	105		105
RL*	GIGLIO SERVIZI AMBIENTALI E BONIFICHE SRL	1		1
1321	CHIGNOLI GIORGIO	10		10
1336	PINORI ROBERTO	1		1
1360	CARADONNA GIANFRANCO MARIA	2.806		2.806
1475	CAMERINI BRUNO			
1495	ROMANELLI SILVIA			
DE*	SINTONIA S.P.A.		249.833.818	249.833.818
1522	GUERRISI ORLANDO			
DE*	ONOFRI MARIA		10	10
1693	CHIURAZZI LUIGI	1.000		1.000
1701	CASIGLIANI TOMMASO	564		564
1705	AMBRUZZI DANIELE	616		616
1709	RODINO WALTER	5		5
1727	REALE DAVIDE GIORGIO	12		12
2211	VITANGELI GIORGIO	5		5
2518	ROSSI AGOSTINO		1.500	1.500
DE*	ROSSI PAOLO	985		985
2528	TONDINI REMO			
2717	MICUCCI CECCHI GIANLUCA			
DE*	BRECCIA GIUSEPPINA	11	5	11
2758	FIorentini GIANLUCA			
2940	SIRONI ALESSANDRO			
RL*	MEDIOBANCA			
3241	CRISTIANI GIANNI			
4115	VENEZIA ANNA PAOLA			
DE*	FONDAZIONE CASSA DI RISPARMIO DI TORINO			
4130	AGOSTINI ANTONIO		41.805.516	41.805.516
**D	BLACKROCK INDEX SELECTION FUND	334.037		334.037
**D	FIDANTE PARTNERS LIQUID STRATEGIES	47.400		47.400
**D	ARK LIFE ASSURANCE COMPANY LIMITED	23.585		23.585
**D	GERANA SICAV-SIF S.A.	10.724		10.724
**D	FRANKLIN TEMPLETON INVESTMENT FUNDS	32.342		32.342
**D	FRANKLIN TEMPLETON INVESTMENT FUNDS	258.705		258.705
**D	UNI-GLOBAL	84.598		84.598
**D	T. ROWE PRICE FUNDS SICAV	366		366
**D	AVIVA INVESTORS AVIVA INVESTORS LUXEMBOURG	500.944		500.944
**D	JPMORGAN INVESTMENT FUNDS	415.482		415.482
**D	JPMORGAN FUNDS	62.140		62.140
**D	MORGAN STANLEY INVESTMENT FUNDS	1.178.659		1.178.659
**D	SCHRODER INTERNATIONAL SELECTION FUND	104.527		104.527
**D	CBRE CLARION FUNDS SICAV-GLOBAL ALCEDA F	28.343		28.343
**D	SWISSLIFE BANQUE VALEUROPE	32.500		32.500
		11.185.033		11.185.033
		195		195
			41.805.516	41.805.516



**LISTA ESITO DELLE VOTAZIONE**  
**Oggetto: Nomina di un componente del CdA**

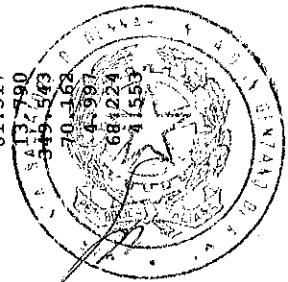
**FAVOREVOLI**

Badge	Ragione Sociale	Proprio	Delega	Totale
**D	NM5 GIEP PTN ACCOUNT	49.200	49.200	49.200
**D	NM5 WIEQ BRF ACCOUNT	23.500	23.500	23.500
**D	NM5 GIEP DWS ACCOUNT	42.732	42.732	42.732
**D	NM5 GIEP NVN ACCOUNT	89.793	89.793	89.793
**D	NM5-WIEQ-CNS ACCOUNT	65.026	65.026	65.026
**D	NCF-GBL INFRASST STOCK FD	2.875.517	2.875.517	2.875.517
**D	WIF LAZ GBL PFD LIS INFRA	984.350	984.350	984.350
**D	DPAM GL. STRAT. I. CONTIN.	7.000	7.000	7.000
**D	DPAM EQ. L. EMUTIN	111.500	111.500	111.500
**D	ALLIANZ FAD EUROPE HIGH DIVIDEND	235.490	235.490	235.490
**D	ALLIANZ GLR EM AGI EUR HIGH DIVIDEND	2.050	2.050	2.050
**D	SCHWAB INTERNATIONAL INDEX FUND	103.819	103.819	103.819
**D	THE MASTER TRUST BANK OF JAPAN LTD	995.565	995.565	995.565
**D	FIDELITY ADVISOR SERIES VIII INT CAPITAL	128.156	128.156	128.156
**D	GMO ALPHA ONLY FUND	2.101	2.101	2.101
**D	PYRAMIS GROUP TR FOR EMPLOYEES BENEF PLA	624.569	624.569	624.569
**D	JTSB STB DAIWA STOCK INDEX FUND 9807	10.007	10.007	10.007
**D	VARIABLE INSURANCE PROD FD II INTER CAP	46.548	46.548	46.548
**D	JAPAN TRUSTEE SERVICES BANK LTD	3.154	3.154	3.154
**D	FIDELITY FUNDS SICAV	2.936.094	2.936.094	2.936.094
**D	NN (L)	206.098	206.098	206.098
**D	ING DIRECT	40.376	40.376	40.376
**D	JAPAN TRUSTEE SERVICES BANK LTD	7.677	7.677	7.677
**D	THE MASTER TRUST BANK OF JAPAN LTD	532	532	532
**D	PYRAMIS SELECT INTER EQ FUND LLC	22.060	22.060	22.060
**D	DEUTSCHE GLOBAL INFRASTRUCTURE FUND	1.374.941	1.374.941	1.374.941
**D	PYRAMIS GROUP TR FOR EMPLOYEES BENEF PLAN	13.455	13.455	13.455
**D	FIDELITY SAL ST SPARTAN GLOBAL EX US IN	51.245	51.245	51.245
**D	SCHWAB FUNDAMENTAL INTER LARGE COMP IN F	26.053	26.053	26.053
**D	MACQUARIE GLOBAL LISTED INFRASTRUCTURE C	51.984	51.984	51.984
**D	THORNBERG GLOBAL INVESTMENT PLC	7.584	7.584	7.584
**D	SEI INSTITUTIONAL MANAGED TRUST MULTI-AS	3.095	3.095	3.095
**D	KBI EAFE MARKETS EQUITY CIT	21.387	21.387	21.387
**D	FIDELITY SAL ST T SPARTAN TOTAL INT IN F	4.570	4.570	4.570
**D	FIDELITY UCITS ICAY	3.033	3.033	3.033
**D	COH STEERS GL.LIST. INFR.FD	124.615	124.615	124.615
**D	NUVEN GLOBAL INFRASTRUCTURE FUND	771.693	771.693	771.693
**D	SANLAM UNIVERSAL FUNDS PLC	5.090	5.090	5.090
**D	ADVISOR MANAGED TRUST - TACTICAL OFFENSI	13.271	13.271	13.271
**D	THE ADV INNER C.CORNERST.AD.GL.PUB.EQ. F	13.217	13.217	13.217
**D	GLOBAL X SCIENTIFIC BETA EUROPE ETF	661	661	661
**D	PIMCO FUNDS GLOBAL INVESTORS SERIES PLC	304	304	304
**D	PANAGORA RISK PARITY M.A.C.FD	952	952	952

**LISTA ESITO DELLE VOTAZIONE**  
**Oggetto: Nomina di un componente del CdA**

**FAVOREVOLI**

Badge	Ragione Sociale	Proprio	Delega	Totale
**D	BEST INVESTMENT CORPORATION		21.610	21.610
**D	SCHRODER GLOBAL EQUITY STABILISER		49.530	49.530
**D	HSBC GROUP HONG KONG LOCAL STAFF RETIREMENT BENEFIT SCHEME		1.857	1.857
**D	STICHT BEDRIJ MEDIA FNC		39.300	39.300
**D	KEMPEN EUROPEAN HIGH DIVIDEND FUND N.V.	1.226.007		1.226.007
**D	FCP SAINT MARTIN 7	34.900		34.900
**D	CARDIF ASSICURAZIONI SPA	15.000		15.000
**D	HENDERSON INSTIT EUROP INDEX OPP FUND	49.849		49.849
**D	CANDRIAM BELGIUM MANDAT FRR	273.237		273.237
**D	ROBECO NV	46.095		46.095
**D	FCP VILLIERS ACTIONS EDRAM	194.600		194.600
**D	CARDIF VITA COMPAGNIA ASSIC E RIASS SPA	750.000		750.000
**D	ALLIANZGI FONDS NASPA PENSIONS FONDS	2.734		2.734
**D	ALLIANZGI FONDS AFE	19.317		19.317
**D	ALLIANZGI FONDS AKTIEN EUROPA	13.100		13.100
**D	DEXA MASTER HAEC I	48.415		48.415
**D	ALLIANZGI FONDS PENSIONS	3.943		3.943
**D	ALLIANZGI SHL	4.000		4.000
**D	ALLIANZ GLOBAL INVESTORS EUROPE	43.000		43.000
**D	ALLIANZGI FONDS MAF1	9.000		9.000
**D	HFZH COFONDS	19.000		19.000
**D	ALLIANZGI FONDS PF2	8.101		8.101
**D	ALLIANZGI FONDS PTV2	27.891		27.891
**D	ALLIANZGI FONDS PF1	24.758		24.758
**D	ALLIANZGI FONDS MASTER DRT	21.250		21.250
**D	ALLIANZGI FONDS SIV	6.500		6.500
**D	ALLIANZGI FONDS COEN2	15.000		15.000
**D	DILL COFONDS	3.700		3.700
**D	ALLIANZGI FONDS SCHLUCCO	14.000		14.000
**D	ALLIANZGI FONDS KDCCO	20.000		20.000
**D	ALLIANZGI FONDS FIB	11.000		11.000
**D	ALLIANZGI FONDS ALLRA	2.610		2.610
**D	BAYVK A4 FONDS	23.824		23.824
**D	AKTIEN EUROPA 2.	100.000		100.000
**D	UNIVERSAL-CAV	23.414		23.414
**D	BPICJ DPF REVEH CITIBK RH FD SERV JERSEY	2.162		2.162
**D	MERCER OVERSEAS PROPERTY TRUST	81.517		81.517
**D	AMP CAP UNHEGDED GL SHS MULTI MAN FUND	13.790		13.790
**D	CLEARVIEW INFRASTRUCTURE FUND	349.543		349.543
**D	INSURANCE COMMISSION OF WESTERN AUSTRALI	70.162		70.162
**D	AUSTRALIAN CATHOLIC SUPERAN RETIREM FUND	4.997		4.997
**D	ENHANCED INDEX INTERNATIONAL SHARE FUND	68.224		68.224
**D	TCORPIM INDEXED INT SHARE (UNHEGDED) F	4.553		4.553



Azionisti: 1522  
 Azionisti in proprio: 17

Teste: 23  
 Azionisti in delega: 1.505

LISTA ESITO DELLE VOTAZIONE  
 Oggetto: Nomina di un componente del CdA

## FAVOREVOLI


Badge	Ragione Sociale	Proprio	Delega	Totale
**D	IPAC SPECIALIST INVESTMENT STRATEGIES LI	76.823	76.823	76.823
**D	WHOLESALE UNIT TRUST MSCI GLOB INDEX SHS	4.092	4.092	4.092
**D	WHOLESALE UNIT TRUST GL. INFRASTRUCTURE F	115.115	115.115	115.115
**D	IPAC SPEC INV STR INT SHARE STR NO 9	1.464	1.464	1.464
**D	AMP INTERNATIONAL EQUITY INDEX FUND	50.947	50.947	50.947
**D	WHOLESALE GLOBAL EQUITY INDEX FUND	2.019	2.019	2.019
**D	AMP GLOBAL LISTED INFRAST INDEX FUND HED	117.066	117.066	117.066
**D	FIRST STATE INVESTMENTS GLOBAL LISTED IN	181.155	181.155	181.155
**D	UNISUPER	32.591	32.591	32.591
**D	FCP LES TROIS FONTAINES	2.200	2.200	2.200
**D	FCP DIATEC	2.800	2.800	2.800
**D	POINCARE II	2.500	2.500	2.500
**D	FCP JPA	3.000	3.000	3.000
**D	SICAV METISS	4.000	4.000	4.000
**D	FCP DAY SOLVAY	4.300	4.300	4.300
**D	FCP JCD FIVE	2.000	2.000	2.000
**D	PI CH - EUROPEAN EX SWISS EQUITIES TRACKER EX SL	12.502	12.502	12.502
**D	PI CH-WORLD EX SWISS EQUITIES TRACKER US	41.264	41.264	41.264
**D	BANQUE PICTET & CIE SA	23.126	23.126	23.126
**D	UMBERTO TRUST CAPITAL	818	818	818
**D	PGSF GLOBAL HIGH YIELD UTILITIES EQUITIES FUND	8.399	8.399	8.399
**D	PGSF GLOBAL UTILITIES EQUITIES FUND	1.494.570	1.494.570	1.494.570
**D	PGSF GLOBAL UTILITIES EQUITIES CURRENCY HEDGE FUND	23.378	23.378	23.378
**D	PGSF GLOBAL INCOME STOCK FUND	44.934	44.934	44.934
**D	PICTET-EUROPE INDEX	155.175	155.175	155.175
**D	FUJI XEROX PENSION FUND	96.800	96.800	96.800
**D	GLOBAL HIGH DIVIDEND EQUITY MOTHER FUND	270.000	270.000	270.000
**D	SHINKO GLOBAL EQUITY INDEX MOTHER FUND	913	913	913
**D	GIVI GLOBAL EQUITY FUND CLT AC	5.552	5.552	5.552
**D	ROBECO CAPITAL GROWTH FUNDS	1.746	1.746	1.746
**D	UBI SICAV	5.765	5.765	5.765
**D	RBC DEXIA MACQUARIE FD SOLUTIONS	31.103	31.103	31.103
**D	QUAESTIO CAPITAL FUND	2.540	2.540	2.540
**D	MAPLE BROWN ABBOTT FUNDS PLC	169.167	169.167	169.167
**D	KEMEN INTERNATIONAL FUNDS	261.490	261.490	261.490
**D	BLACKROCK INSTITUTIONAL JERSEY FUNDS	14.442	14.442	14.442
**D	BLACKROCK INSTITUTIONAL POOLED FUND PLC	20.733	20.733	20.733
**D	SHELL TRUST (BERMUDA) LIMITED AS TRUSTEE	5.864	5.864	5.864
**D	SHELL TRUST (BERMUDA) LTD AS TRUSTEE OF THE SHELL OVERSEAS C.P. FUND	12.151	12.151	12.151
**D	UBS INTERNATIONAL EQUITY RELATIONSHIP FUND	17.392	17.392	17.392
**D	NFS LIMITED TRAFALGAR COURT LES BANQUES	17.898	17.898	17.898
**D	NFS LIMITED TRAFALGAR COURT LES BANQUES	19.246	19.246	19.246
**D	SAS TRUSTEE CORPORATION	138.099	138.099	138.099



**LISTA ESITO DELLE VOTAZIONE**  
 **Oggetto: Nomina di un componente del CdA**

**FAVOREVOLI**

Badge	Regione Sociale	Proprio	Delega	Totale
**D	SAS TRUSTEE CORPORATION LEVEL 16 83		651.645	651.645
**D	H.E.S.T. AUSTRALIA LIMITED		17.805	17.805
**D	STATE SUPER FINANCIAL SERVICES AUSTRALIA		451.237	451.237
**D	UBS GLOBAL ASSET MANAGEMENT LIFE LTD		152.665	152.665
**D	ROYAL BOROUGH OF KINGSTON UPON THAMES PE		12.095	12.095
**D	BANCO CENTRAL DE TIMOR EST		35.091	35.091
**D	THE BOING COMPANY EMPLOYEE RETIREMENT P		213.978	213.978
**D	BRUNEI SHELL RETIREMENT BENEFIT FUND		3.243	3.243
**D	THE BOING COMPANY EMPLOYEE RETIREMENT PLANS MASTER TRUST		335.057	335.057
**D	THE BOING COMPANY EMPLOYEE RETIREMENT PLANS MASTER TRUST		15.037	15.037
**D	HARTFORD LIFE INSURANCE COMPANY		7.219	7.219
**D	DELTA PILOTS DISABILITY TRUST		6.930	6.930
**D	BLACKROCK GLOBAL LISTED INFRASTRUCTURE F		2.009	2.009
**D	ROCKEFELLER & CO., INC		1.033	1.033
**D	FIDUCIARY TRUST COMPANY INTERNATIONAL AS		2.745	2.745
**D	JPMORGAN CHASE BANK N.A.		8.667	8.667
**D	THE BARCLAYS BANK UK RETIREMENT FUND		2.276	2.276
**D	IBM PERSONAL PENSION PLAN TRUST		6.891	6.891
**D	UBS ASSET MANAGEMENT LIFE LTD		5.000	5.000
**D	FQ ESSENTIAL BETA FUND LTD		4.799	4.799
**D	CONNECTICUT GENERAL LIFE INSURANCE COMPA		3.525	3.525
**D	GENERAL MOTORS PENSIONFONDS OFF		7.139	7.139
**D	CHINA LIFE INSURANCE (GROUP) COMPANY		3.154	3.154
**D	LUCRF PTY LTD FOR THE LABOUR UNION CO-O		984	984
**D	GAMMA EMIRATES INVESTMENT L.J.C. EM		31.956	31.956
**D	BANCO CENTRAL DE TIMOR EST		782	782
**D	BLACKROCK SCREEN WHOLE INDEXED INT EQ FD		15.322	15.322
**D	ADVANCE INTERNATIONAL SHARE INDEX FUND		268.007	268.007
**D	UBS (US) GROUP TRUST		2.271	2.271
**D	MTEJ DAIDO LIFE FOREIGN EQUITY MOTHER FD		31.492	31.492
**D	BLACKROCK WHOLESALB INDEXED INTERNATIONA		4.863	4.863
**D	AXA EQUITABLE LIFE INSURANCE CO		371.504	371.504
**D	AUSCOAL SUPERANNUATION FUND		79.300	79.300
**D	BLACKROCK INTERNATIONAL ALPHA TILTS FUND		8.906	8.906
**D	WSPF INTERNATIONAL EQUITIES TRUST		1.980	1.980
**D	BLACKROCK INDEXED ALL-COUNTRY EQUITY FUN		28.132	28.132
**D	UBS GLOBAL ALLOCATION FUND		18.929	18.929
**D	T ROWE PRICE INTERNATIONAL EQUITY INDEX		17.423	17.423
**D	SBC MASTER PENSION TRUST SBC MASTER PENSION TRUST 208		61.170	61.170
**D	NVIT INTERNATIONAL INDEX FUND		10.728	10.728
**D	FLEXSHARES MORNINGSTAR DEVELOPED MARKETS		26.984	26.984
**D	EQ ADV. TRUST AXA INTL.CORE MANAGED VOLA		66.454	66.454
**D	MINISTRY OF STRATEGY AND FINANCE		70	70
**D	FLEXSHARES STOXX GLOBAL ESG IMPACT INDEX			



## Assemblea Ordinaria del 21 aprile 2017

## LISTA ESITO DELLE VOTAZIONE

Oggetto: Nomina di un componente del CdA

## FAVOREVOLI

Badge	Ragione Sociale	Proprio	Delega	Totale
**D	SBC MASTER PENSION TRUST		26.495	26.495
**D	JNL-S&P INTERNATIONAL 5 FUND		39.526	39.526
**D	RETIREMENT INCOME PLAN OF SAUDI ARABIAN QIL COMPANY		2.915	2.915
**D	RETIREMENT INCOME PLAN OF SAUDI ARABIAN		288	288
**D	FLEXSHARES STOXX GLOBAL BROAD INFRASTRUC		265.660	265.660
**D	AQR INTERNATIONAL MOMENTUM FUND		12.192	12.192
**D	FUNDACAO CALOUSTE GULBENKIAN		10.978	10.978
**D	JNL/BROOKFIELD GLOBAL INFRASTRUCTURE FUND		666.600	666.600
**D	AQR FUNDS AQR TAX-MANAGED INTL MOMENTUM		3.173	3.173
**D	JNL/MELLON CAPITAL, INTNAL INDEX FUND		78.611	78.611
**D	FLEXSHARES INTERNATIONAL QUALITY DIVIDEND DEFENSIVE INDEX FUND		8.019	8.019
**D	EQ ADVISORS TST - ATM INTERNATIONAL MANA		31.048	31.048
**D	EQ ADVISORS TST - ATM INTERNATIONAL MANA		13.945	13.945
**D	EQ ADVISORS TRUST-AXA GLOBAL EQ MANAGED		21.273	21.273
**D	EQ-ADVISORS TRUST - AXA TEMPLETON GLOBAL		5.614	5.614
**D	GOLDMAN SACHS TRUST - GOLDMAN SACHS INTE		54.886	54.886
**D	PETERCAM B FUND		260.718	260.718
**D	PUBLIC EMPLOYEES RETIREMENT SYSTEM OF OHIO		47.143	47.143
**D	THE MASTER TRUST BANK OF JAPAN LTD		54.891	54.891
**D	THE MASTER TRUST BANK OF JAPAN, LTD AS TRUSTEE FOR MUTB400045796		556.984	556.984
**D	STICHTING SHELL PENSIOENFONDS		14.463	14.463
**D	SHELL PENSIONS TRUST LIMITED AS TRUSTEE OF SHELL CONTRIBUTORY PENSION FUND		15.726	15.726
**D	THE CAR CARE PENSION PLAN		12.749	12.749
**D	THE MASTER TRUST BANK OF JAPAN, LTD. AS TRUSTEE FOR MUTB400045792		439.867	439.867
**D	PRUDENTIAL LEGACY INSURANCE COMPANY OF N		9.719	9.719
**D	MASTER TRUST BANK OF JAPAN, LTD. PENSION		505.973	505.973
**D	FORSTA AP - FONDEN		1.972.604	1.972.604
**D	VIRTUS GLOBAL DIVIDEND FUND		213.676	213.676
**D	KAPITALFORENINGEN PENSAM INVEST PSI 30 EUROPAEISKE AKTIER		78.860	78.860
**D	ALLIANZGI-FONDS DSPT		14.219	14.219
**D	BUREAU OF LABOR FUNDS- LABOR PENSION FUND		238.926	238.926
**D	BUREAU OF LABOR FUNDS-LABOR INSURANCE FUND		72.566	72.566
**D	BUREAU OF LABOR FUNDS- LABOR PENSION FUND		196.882	196.882
**D	BUREAU OF LABOR FUNDS- LABOR PENSION FUND		10.596	10.596
**D	BUREAU OF LABOR FUNDS- LABOR PENSION FUND		21.606	21.606
**D	NATIONWIDE INTERNATIONAL INDEX FUND		131.680	131.680
**D	PENSIONSKASSEN BORNE-OG UNGDOMSFAEDAGOGE		47.055	47.055
**D	PENSIONSKASSEN FOR BORNE-OG UNGDOMS		102.222	102.222
**D	TRUST AND CUSTODY SERVICED BANK LIMITED		54.174	54.174
**D	EQ-ADVISORS TRUST-AXA/AB DYNAMIC GROWTH		35.830	35.830
**D	VANTAGETRUST III MASTER COLLECTIVE INVES		17.826	17.826
**D	EQ ADVISORS TRUST-AXA INTL.MANAGED VOLAT		13.672	13.672
**D			59.096	59.096

LISTA ESITO DELLE VOTAZIONE

Oggetto: Nomina di un componente del CdA

FAVOREVOLI

Badge	Ragione Sociale	Proprio	Delega	Totale
**D	THE MASTER TRUST BANK OF JAPAN LTD		29.280	29.280
**D	STICHTING PENSIOENFONDS VOOR HUISARTSEN		27.356	27.356
**D	THE MASTER TRUST BANK OF JAPAN		8.772	8.772
**D	BUREAU OF LABOR FUNDS-LABOR INSURANCE FUND		6.100	6.100
**D	BUREAU OF LABOR FUNDS-LABOR INSURANCE FUND		5.091	5.091
**D	BUREAU OF LABOR FUNDS-LABOR INSURANCE FUND		6.456	6.456
**D	BUREAU OF LABOR FUNDS-LABOR INSURANCE FUND		635.549	635.549
**D	BUREAU OF LABOR FUNDS - LABOR RETIREMENT FUND		47.262	47.262
**D	NEW YORK STATE COMMON RETIREMENT FUND		19.289	19.289
**D	STATE OF WYOMING		337.746	337.746
**D	FIDELITY INVESTMENT FUNDS - FIDELITY Y GLOBAL DIVIDEND FUND		6.314	6.314
**D	FIDELITY INVESTMENT FUNDS - FIDELITY MONEYSUBUILDER WORLD INDEX FUND		24.744	24.744
**D	FIDELITY INSTITUTIONAL PAN EUROPEAN FUND		27.377	27.377
**D	FIDELITY INSTITUTIONAL SELECT GLOBAL EQU		50.540	50.540
**D	ALLIANZ UK & EUROPEAN INVESTMENT FUNDS -		22.740	22.740
**D	FIDELITY INVESTMENT FUNDS - FIDELITY		87.069	87.069
**D	FIDELITY INVESTMENT FUNDS - FIDELITY		39.539	39.539
**D	MASTER TRUST FOR NATIONAL PENSION FD		3.189	3.189
**D	TRUST AND CUSTODY SERVICED BANK LIMITED		27.920	27.920
**D	TRUST AND CUSTODY SERVICED BANK LIMITED		38.568	38.568
**D	BP MASTER TRUST FOR EMPLOYEE PENSION PLA		47.004	47.004
**D	SMA RELATIONSHIP TRUST SERIES G		19.820	19.820
**D	PROSHARES DJ BROOKFIELD GLOB.INFRASTR.ET		13.863	13.863
**D	MMA PRAXIS INTERNATIONAL INDEX FUND		15.594	15.594
**D	NEW MEXICO STATE INVESTMENT COUNCIL		37.931	37.931
**D	DELTA MASTER TRUST		1.982	1.982
**D	HOBART FAMILY INVESTMENTS LLC		903	903
**D	KATHERINE C. MOORE CHARITABLE LEAD ANNUITY TRUST II		1.442	1.442
**D	NEW MEXICO STATE INVESTMENT COUNCIL		252	252
**D	PROSHARES HEDGED FTSE EUROPE ETF		3.605	3.605
**D	O'SHARES FTSE EUROPE QUALITY DIVIDEND ET		10.991	10.991
**D	OPPENHEIMER MACQUARIE GLOBAL INFRASTRUCR		469.429	469.429
**D	VIRTUS TOTAL RETURN FUND		486	486
**D	THE KATHERINE MOORE REVOCABLE TRUST		12.423	12.423
**D	PUERTO RICO TELEPHONE COMPANY MASTER TRU		6.832	6.832
**D	UBS FTSE RAFI DEVELOPED 1000 INDEX FUND		84.387	84.387
**D	UBS MSCI WORLD MINIMUM VOLATILITY INDEX		97.037	97.037
**D	SUN LIFE SENTRY INFRASTRUCTURE FUND		18.025	18.025
**D	SPROTT GLOBAL INFRASTRUCTURE FUND		1.810	1.810
**D	MANULIFE INTERNATIONAL EQUITY INDEX FUND		22.200	22.200
**D	MANULIFE SENTINEL INCOME (33) FUND UT 2		817.379	817.379
**D	MAPLE BROWN ABBOT GLOBAL LISTED INFR FD		4.700	4.700
**D	THE GREAT-WEST LIFE ASSURANCE COMPAN		3.601	3.601
**D	LONDON LIFE INSURANCE COMPANY			



Azionisti: 1522 Teste: 17 Azionisti in proprio: 1505

## LISTA ESITO DELLE VOTAZIONI

Oggetto: Nomina di un componente del Cda

## FAVOREVOLI

Badge	Ragione Sociale	Proprio	Delega	Totale
**D	REGIME DE RETRAITE D HYDRO QUEBEC	73.422	73.422	73.422
**D	MACQUARIE GLOBAL INFRASTRUCTURE INCOME F	18.663	18.663	18.663
**D	RARE INFRASTRUCTURE VALUE FUND UNHEDGED	1.225.113	1.225.113	1.225.113
**D	RARE YIELD FUND	6.098	6.098	6.098
**D	RARE INFRASTRUCTURE VALUE FUND HEDGED	1.428.145	1.428.145	1.428.145
**D	BOMBARDIER TRUST (CANADA) REAL RETURN AS	125.611	125.611	125.611
**D	THE BOMBARDIER TRUST (UK)	133.787	133.787	133.787
**D	NATWEST DEP SW SVSTPI IBI GS C	56.413	56.413	56.413
**D	LABORERS PENSION FUND OF WESTERN CANADA	27.500	27.500	27.500
**D	MANULIFE SOBEYS GLOBAL EQUITY FUND UT	68.700	68.700	68.700
**D	MANULIFE GLOBAL INFRASTRUCTURE FUND	146.200	146.200	146.200
**D	MANULIFE INVESTMENT EXCHANGE FUND CORP	50.800	50.800	50.800
**D	BROOKFIELD GLOBAL LISTED INFRASTRUCTURE	169.000	169.000	169.000
**D	BROOKFIELD GLOBAL INFRASTRUCTURE SECURIT	125.000	125.000	125.000
**D	LONDON LIFE INSURANCE COMPANY	200	200	200
**D	ROYAL BANK OF CANADA (CHANNEL ISLANDS) L	3.707	3.707	3.707
**D	CENTRAL FINANCE BOARD METHODIST CHURCH	3.430	3.430	3.430
**D	FIRST STATE GLOBAL OPPORTUNITIES FUND	566.556	566.556	566.556
**D	PRUDENTIAL ASSURANCE COMPANY LTD	49.404	49.404	49.404
**D	PRUDENTIAL PENSIONS LIMITED	15.025	15.025	15.025
**D	NATIONAL GRID UK PENSION SCHEME	127.709	127.709	127.709
**D	PHOENIX UNIT TRUST MANAGERS EURO	26.644	26.644	26.644
**D	PHOENIX UNIT TRUST MANAGERS BOTHWELL EUROPE FUND	375.310	375.310	375.310
**D	MOORE CAPITAL MANAGEMENT LP	41.227	41.227	41.227
**D	HELABA INVEST KAPITALANLAGEGESELLSCHAFT MBH	18.387	18.387	18.387
**D	NM5-GIEP BRI ACCOUNT	132.807	132.807	132.807
**D	VANGUARD EUROPEAN STOCK INDEX FUND	955.435	955.435	955.435
**D	VANGUARD DEVELOPED MARKETS INDEX FUND	2.410.180	2.410.180	2.410.180
**D	GIM SPECIALIST INVESTMENT FUNDS	11.284	11.284	11.284
**D	VANGUARD TOTAL WORLD STOCK INDEX FUND	128.074	128.074	128.074
**D	ARTISAN INTERNATIONAL GROWTH TRS	435.878	435.878	435.878
**D	VANGUARD FTSE ALL-WORLD EX US INDEX FUND	797.196	797.196	797.196
**D	VANGUARD FUNDS PLC	128.201	128.201	128.201
**D	VANGUARD INVESTMENT SERIES PLC	599.712	599.712	599.712
**D	SCHRODER INTERNATIONAL MULTI-CAP EQ	14.904	14.904	14.904
**D	M TR FOR DEF CONTR FLNS OF AIRLINES	187.243	187.243	187.243
**D	FCP LBPAM AVENIR EURO	40.106	40.106	40.106
**D	FCP LBPAM ACTIONS VALUE EURO	450.000	450.000	450.000
**D	FCP LBPAM DIVERSIFIE FOCUS OBLIG 3 5	19.552	19.552	19.552
**D	FCP LBPAM MM EURO ACTIONS	14.180	14.180	14.180
**D	FCP FEDERIS IRC ACTIONS	347.000	347.000	347.000
**D	FCP LBPAM ACTIONS EURO LARGE CAP	508.210	508.210	508.210
**D	FCP BNP PARIBAS ACTIONS EUROLAND	56.032	56.032	56.032

Azionisti:  
Azionisti in proprio:1522  
17Teste:  
Azionisti in delega:23  
1505

Pagina 12

**LISTA ESITO DELLE VOTAZIONE**  
**Oggetto: Nomina di un componente del CdA**

**FAVOREVOLI**

Badge	Ragione Sociale	Delega	Proprio	Totale
**D	FCP BNP PARIBAS ACTIONS EUROPE	1.633		1.633
**D	FCP LBPAM ACTIONS EUROMONDE	221.610		221.610
**D	FCP LBPAM ACTIONS EUROPE LARGE CAP	13.000		13.000
**D	FCP LBPAM ACTIONS CROISSANCE EURO	268.947		268.947
**D	SAINT MARTIN 2	140.716		140.716
**D	BARYUM QUANT FCP	65.500		65.500
**D	FCP SAKKARAH 7	10.372		10.372
**D	AXA ROSENBERG EUROBL0C	323.400		323.400
**D	CAISSE DES DEPOTS ET CONSIGNAT	29.588		29.588
**D	FONDS DE RESERVE POUR LES RETRAITES	44.992		44.992
**D	RAVGDT DIVERSIFIE II LBPAM	29.379		29.379
**D	AMUNDI	238.378		238.378
**D	LA FRANCAISE LUX	79.879		79.879
**D	BNP PARIBAS FUND III NV	2.191		2.191
**D	BNP PARIBAS B PENSION STABILITY	18.984		18.984
**D	BNP PARIBAS B INVEST	4.868		4.868
**D	BNP PARIBAS B PENSION BALANCED	297.108		297.108
**D	METROPOLITAN RENTASTRO	90.008		90.008
**D	BNP PARIBAS LI	359.466		359.466
**D	BNP PARIBAS A FUND	75.682		75.682
**D	AXA VERSICHERUNGEN AG	5.000		5.000
**D	AXA LEBEN AG	9.000		9.000
**D	SICAV MONT	18.000		18.000
**D	FCP TRANSAT PATRIMOINE 2	85.000		85.000
**D	BANQUE PICTET & CIE SA	111.323		111.323
**D	CONSTRUCTION AND BUILDING UNIONS SUPERAN	246.153		246.153
**D	VANGUARD INTERNATIONAL SHARE INDEX FUND	112.774		112.774
**D	COMMINGLED PEN TR FD INTL(RES.ENHAN.IND)	8.822		8.822
**D	SCHRODER GLOBAL ENHANCED INDEX FUND	86.866		86.866
**D	TELSTRA SUPERANNUATION SCHEME	12.162		12.162
**D	BLACKROCK FISSION INDEXED INTL EQUITY FD	29.839		29.839
**D	VANGUARD GLOBAL INFRASTRUCT. INDEX FUND	54.522		54.522
**D	BOMBARDIER TRUST U.S. MASTER TRUST	22.886		22.886
**D	CARBON AWARE INTERNATIONAL SHARES FUND	7.737		7.737
**D	ONEPATH GLOBAL SHARES LARGE CAP UNHEDGED	43.514		43.514
**D	MTBJ DAIDO LIFE FOREIGN EQUITY MOTHER FD	564.756		564.756
**D	AVIVA LIFE & PENSIONS UK LIMITED	123.376		123.376
**D	JPMORGAN FUND II ICVC - JPM BALANCED MAN	2.420		2.420
**D	MARSHFIELD CLINIC MASTER TRUST	23.943		23.943
**D	VARIABLE PORTE - PYRAMIS INT EQUITY FUND	315.323		315.323
**D	SBC MASTER PENSION TRUST	232.815		232.815
**D	MINISTRY OF STRATEGY AND FINANCE	10.287		10.287
**D	JPMORGAN LIFE LIMITED	67.560		67.560



## LISTA ESITO DELLE VOTAZIONE

Oggetto: Nomina di un componente del CdA

## FAVOREVOLI

Badge	Ragione Sociale	Proprio	Delega	Totale
**D	TAMESIDE MBC RE GREATER MANCHESTER PENSION FUND	1.858.854	1.858.854	1.858.854
**D	VANGUARD TOTAL INTERNATIONAL STOCK INDEX	6.508.018	6.508.018	6.508.018
**D	VANGUARD FID COMPANY EUROPEAN STOCK INDE	22.985	22.985	22.985
**D	AVIVA LIFE AND PENSIONS UK LIMITED	28.371	28.371	28.371
**D	BUREAU OF LABOR FUNDS- LABOR PENSION FUND	34.801	34.801	34.801
**D	STICHTING DEPOSITARY APG DEVELOPED MARKETS EQUITY MINIMUM VOLATILITY POOL	162.638	162.638	162.638
**D	VANTAGETRUST III MASTER COLLECTIVE INVES	126.728	126.728	126.728
**D	SCHRODER QEP GLOBAL CORE FUND	66.785	66.785	66.785
**D	TRUST AND CUSTODY SERVICED BANK LIMITED	4.990	4.990	4.990
**D	JPMORGAN GLOBAL ALLOCATION FUND	67.749	67.749	67.749
**D	JPMORGAN INTERNAT.RESEARCH ENHANCED EQUI	298.265	298.265	298.265
**D	JPMORGAN DIVERS RETURN EU EQUIT ETF	4.436	4.436	4.436
**D	JPMORGAN GLOBAL RESEARCH ENHANCED INDEX FUND	382.056	382.056	382.056
**D	JPMORGAN DIVERSIFIED REAL RETURN FUND	7.067	7.067	7.067
**D	DUKE ENERGY RETIREMENT SAVINGS PLAN	64.504	64.504	64.504
**D	FIDELITY M AND R-ORACLE CORPORATION 401(K) SAVINGS ANDINVESTMENT PLAN	61.876	61.876	61.876
**D	JPMORGAN INSURANCE TRUST GLOBAL ALLOCATI	2.700	2.700	2.700
**D	1290 FUNDS - 1290 SMARTBETA EQUITY FUND	500	500	500
**D	CI INCOME FUND	6.700	6.700	6.700
**D	AXA INSURANCE LIMITED	105.500	105.500	105.500
**D	FTSE ALL WORLD INDEX FUND	22.692	22.692	22.692
**D	FRIENDS LIFE LIMITED	119.187	119.187	119.187
**D	REASSURE LIMITED	18.901	18.901	18.901
**D	HSBC EUROPEAN INDEX FUND	103.646	103.646	103.646
**D	FRIENDS LIFE AND PENSIONS LIMITED	8.575	8.575	8.575
**D	HSBC MSCI EUROPE UCITS ETF	10.158	10.158	10.158
**D	HSBC GLOBAL INVESTMENT FUNDS	2.566	2.566	2.566
**D	HSBC ETFs PLC	8.013	8.013	8.013
**D	SCOTIA GLOBAL BALANCED FUND	28.000	28.000	28.000
**D	SCOTIA GLOBAL DIVIDEND FUND	311.900	311.900	311.900
**D	AMEV SCHADE BELEGGINGEN	40.087	40.087	40.087
**D	ASR LEVENSVZERKERING DE EENDRAGT PENSIO	17.405	17.405	17.405
**D	AXENT NABESTAANDENZORG N.V.	28.809	28.809	28.809
**D	AMERSF ALG BELEGGINGEN INZAKE AOV	22.187	22.187	22.187
**D	ASR LEVENSVZERKERING N.V.	8.981	8.981	8.981
**D	AMEV LEVEN BELEGGINGEN	174.289	174.289	174.289
**D	EUROPEESCHE VERZEKERING MAATSCAPPIJ NV	1.373	1.373	1.373
**D	ASR AANVLLENDE ZIETEKOSTENVERZEKERING	3.121	3.121	3.121
**D	GLOBAL INFRASTR DIV FOCUS EQUITY FUND	859.417	859.417	859.417
**D	SWISS NATIONAL BANK	2.745.512	2.745.512	2.745.512
**D	TRUST E CUSTODY SERVICES BANK LTD	73.395	73.395	73.395
**D	LOMBARD ODIER DARLER HEM SA INSTITUTIONNEL-r-3D	54.085	54.085	54.085
**D	NM5-WIEQ-NVN ACCOUNT	21.981	21.981	21.981

LISTA ESITO DELLE VOTAZIONE  
 Oggetto: Nomina di un componente del Cda

FAVOREVOLI

Badge	Ragione Sociale	Proprio	Delega	Totale
**D	4 DIMENSIONS GLOBAL INFRASTRUCTURE FUND		2.890	2.890
**D	BBVACO DEPOSITARIOINVEST FUNDS		359.296	359.296
**D	BBVA PENSION FUND		9.517	9.517
**D	AZL NEJ INTERNATIONAL VALUE FUND		1.830	1.830
**D	GUGGENHEIM WORLD EQUITY INCOME FD		6.000	6.000
**D	GVFT SERIES D WORLD EQUITY INC SER		9.800	9.800
**D	DEUTSCHE XTRKS MSCI ALL WORLD HDG		2.268	2.268
**D	BNYMTCIL MK DIVGRTFD		990	990
**D	DREYFUS GLOBAL INFRASTRUCTURE FUND		30.210	30.210
**D	NM PERA KBI EAFE DEVELOPED		46.858	46.858
**D	DREYFUS STRATEGIC BETA GLOBAL EQ FD		246	246
**D	BOK KIC AAEQ 3	1	1	1
**D	MSAR SCHRODER	19.088	19.088	19.088
**D	BOK MCM DM PEQ	1	1	1
**D	SUBSIDIZED SCHOOLS P FUND NORTHERN	10.435	10.435	10.435
**D	NN PPLNV NN PREMIUM DIVIDEND FUND	43.461	43.461	43.461
**D	AOHIT HAI RHUMBLINE EAFE	702	702	702
**D	HRCDD RPMT HAP RHUMBLINE EAFE	530	530	530
**D	EMPLOYEES RETIREMENT TRUST OF BANK OF MONTREAL HARRIS	15.641	15.641	15.641
**D	PS FTSE LO BT EQ WT PORT	7.991	7.991	7.991
**D	KAPITALFORENINGEN EMD INVEST GLOBALE AKTIER II	5.592	5.592	5.592
**D	KAPITALFORENINGEN EMD INVEST GLOBALE AKTIER III	3.204	3.204	3.204
**D	700021 PD GLOBALE AKTIER I	211.165	211.165	211.165
**D	700241 PD STABILE AKTIER	41.794	41.794	41.794
**D	CEP DEP IP EUROPEAN EQUITY	1.276.632	1.276.632	1.276.632
**D	CEP DEP IP EUROPEAN EQTY INCOME	387.202	387.202	387.202
**D	CEP DEP IP EUROPEAN HIGH INCOME	11.014	11.014	11.014
**D	WILM MULTI MGR FD JO HAMBRO	125.286	125.286	125.286
**D	56053 IP GLOBAL EQUITIES I	21.056	21.056	21.056
**D	TACS NONUS EQUITY CORE MKT CONTINU	7.907	7.907	7.907
**D	PS FTSERAFI EU UCITS ETF BNYMTCIL	584	584	584
**D	PS FTSA ALLWL3000 UCITSETF BNYMTCIL	1.012	1.012	1.012
**D	PS FTSE RAFI DEVEL MAR EX US PORT	33.994	33.994	33.994
**D	PFI DIV REAL ASSET FUND BROOKFIELD	113.100	113.100	113.100
**D	PRU INV PRT INC PRU BALANCED FD	818	818	818
**D	PRU OMA WRLD FD INC PRU INT EQTY	17.877	17.877	17.877
**D	PSF CONSERVATIVE BAL PORTF OMA	757	757	757
**D	PSF FLEXIBLE MANAGED PORTF OMA	1.200	1.200	1.200
**D	AST BLKRX GUBL STR INT SAE PDDC	27.217	27.217	27.217
**D	AST JPM GL THEM PORT 2 INT EME PDNB	13.835	13.835	13.835
**D	AST JENNISON GLOBAL INFRASTR PDMN	10.064	10.064	10.064
**D	PRU JEN GL INFRASTRUCTURE FUND PDLF	57.327	57.327	57.327
**D	AST FI PYRAMIS QUANT AA INT EQ PDGI	149.601	149.601	149.601



**LISTA ESITO DELLE VOTAZIONE**  
**Oggetto: Nomina di un componente del Cda**

**FAVOREVOLI**

Badge	Ragione Sociale	Proprio	Delega	Totale
**D	AST QMA INTL CORE EQUITY PORT PDMP	25.921	25.921	25.921
**D	AST MORGAN STANLEY MULTI ASSET PDMS	1.216	1.216	1.216
**D	GREAT WEST INTERNATIONAL INDEX FUND	27.097	27.097	27.097
**D	BNYMCIL BNYM GBL EQUITY INC FUND	260.731	260.731	260.731
**D	OXFORD DIOCESAN BOARD OF FINANCE	13.500	13.500	13.500
**D	UNIVERSITY OF LONDON FREE	26.400	26.400	26.400
**D	SIR JAMES KNOTT TRUST	15.900	15.900	15.900
**D	RCM SCHOLARSHIP FUND	9.400	9.400	9.400
**D	UNI OF NOTTINGHAM END FUND	12.300	12.300	12.300
**D	SOMERVILLE COLLEGE MAIN FUND	11.100	11.100	11.100
**D	ST ANNES COLLEGE	11.200	11.200	11.200
**D	CRIPLEGATE FOUNDATION	10.600	10.600	10.600
**D	UNIVERSITY OF STRATHCLYDE GF	3.400	3.400	3.400
**D	HUNTER ENDOWMENT	1.600	1.600	1.600
**D	DESERET MMRP ARTISAN	32.202	32.202	32.202
**D	PEI INTL EQUITY INDEX FUND	29.456	29.456	29.456
**D	CF MITON GLOBAL INFRASTRUCTURE INCOME FUND	9.400	9.400	9.400
**D	BNYMCIL LAZARD GBL EQTY FRNCHS FND	141.677	141.677	141.677
**D	BNYMCIL LAZARD GBL LI EQUITY FD	5.161.789	5.161.789	5.161.789
**D	BNYTD CF MACQUARIE GBL INFRS SRS FD	29.838	29.838	29.838
**D	PEI OVERSEAS FD PMC	23.855	23.855	23.855
**D	BNYTD CF CANLIFE GLEBL INFRA FD	24.604	24.604	24.604
**D	PEI GBL DIV INC FD COLONIA FIRST ST	925.846	925.846	925.846
**D	NATWEST DEP NEWTON CONT EURO FD	1	1	1
**D	NATWEST DEP NEWTON GLOBAL INC FD	2.238.773	2.238.773	2.238.773
**D	NATWEST DEP NEWTON ML AS DIV RET FD	20.660	20.660	20.660
**D	IQ 50 PERCENT HEDGED FTSE INTL ETF	9.126	9.126	9.126
**D	IQ 50 PERCENT HEDGED FTSE EURO ETF	5.066	5.066	5.066
**D	DEP OF SSGA NONUS EQUITY H1	1.450	1.450	1.450
**D	DEP OF SSGA NONUS EQUITY R2	4.325	4.325	4.325
**D	DEP OF SSGA NONUS EQUITY B1	1.964	1.964	1.964
**D	DEP OF SSGA NONUS EQUITY B2	2.010	2.010	2.010
**D	GS ACTIVE BETA INTL EQUITY ETF	11.328	11.328	11.328
**D	GS ACTIVEBETA EUROPE ETF	1.318	1.318	1.318
**D	DEUTSCHE XTRK MSCI EMU HDG EQ ETF	4.458	4.458	4.458
**D	BLACKROCK GLOBAL FUNDS	1.988.584	1.988.584	1.988.584
**D	VOYA INTERNATIONAL INDEX PORTFOLIO	45.770	45.770	45.770
**D	ERYF ATTIVO CAPITAL	1	1	1
**D	DAEC NQ SSGA TAX	523	523	523
**D	DAEC Q SSGA INTL TC	600	600	600
**D	NEXTERA DB ARTISAN NON US	79.890	79.890	79.890
**D	PB SSGA INTL EQ TAX	2.147	2.147	2.147
**D	PS6F STATE STREET INTL EQ	19.834	19.834	19.834

Azionisti:  
 Azionisti in proprio:

1522 Teste:  
 17 Azionisti in delega:

23  
 1505



LISTA ESITO DELLE VOTAZIONE  
 Oggetto: Nomina di un componente del CdA

## FAVOREVOLI

Badge	Ragione Sociale	Proprio	Delega	Totale
**D	SEMPRA ENERGY PENSION MASTER TRUST	14.582	14.582	14.582
**D	TEACHERS RETIREMENT SYSTEM OF LOUISIANA	140.090	140.090	140.090
**D	TEACHERS RETIREMENT SYSTEM OF LOUISIANA	4.200	4.200	4.200
**D	BLK AQUILA LIFE EUROPEAN EQUITY	1.151.674	1.151.674	1.151.674
**D	AST ACADEM STRAT RAJENNISON PD07	262.976	262.976	262.976
**D	BLK MULTI AST INC IDX EQTY STRAT	327.368	327.368	327.368
**D	BLK MULTI ASSET INC PF EUR EQU INC	217.426	217.426	217.426
**D	BLL AQUILA LIFE OSEAS EQUITY FUND	7.621	7.621	7.621
**D	BLL AQUILA LIFE GLOBAL MINIMUM	88.540	88.540	88.540
**D	BLL ASCENT LIFEENHANCED	47.303	47.303	47.303
**D	BLL AQUILA LIFE MSCI WORLD FUND	64.765	64.765	64.765
**D	BLL AQUILA LIFE FTSE RAFI DEVELOPED	32.748	32.748	32.748
**D	APL RB EQ DEV MIRA	2.220	2.220	2.220
**D	PFI DIV REAL ASSET FUND MACQUARIE	293.293	293.293	293.293
**D	RA2F RAREINFGLOBALVALDFLP	132.200	132.200	132.200
**D	DEUTSCHE XTRKS MSCI EURO CCYHDG	114.866	114.866	114.866
**D	ARC RB EQ DEV KAITOS	1.009	1.009	1.009
**D	USMIA GLOBAL EQUITY	1.607	1.607	1.607
**D	BOA OMNIBUS PERAMETRIC	4.859	4.859	4.859
**D	SBSA GEPF BLACKROCK EQUITY	53.454	53.454	53.454
**D	DEUTSCHE XTRK SP HDG GLBL INFR	6.261	6.261	6.261
**D	ROWF GT ALPHAEUTEXUS	39.679	39.679	39.679
**D	KCLF COLONIAL 1ST ST GLI	124.971	124.971	124.971
**D	DEUTSCHE XTRKS MSCI EAFE CCYHDG	253.906	253.906	253.906
**D	PGTF DR NON US EQUITY GT	9.591	9.591	9.591
**D	ASV RB EQ DEV MENKAR	2.481	2.481	2.481
**D	ABN AMRO PF UBS RAFI 1000	27.080	27.080	27.080
**D	ABN AMRO PF UBS MINVAR	302.209	302.209	302.209
**D	ABN AMRO PF IPM RAFI 1000	25.404	25.404	25.404
**D	ABN AMRO PF BR MINVAR	311.260	311.260	311.260
**D	STICHTING PENSIOENFONDS VAN DE ABNAMRO BANK N V	77.312	77.312	77.312
**D	DBX FTSE DEV EX US COMP FACTOR	82	82	82
**D	CLSF DEUTSCHEGLOBAL INFRA	15.538	15.538	15.538
**D	SAEF SCE PANAGORA QVAL	16.200	16.200	16.200
**D	NATWEST DEP NEWTON MA INCOME FD	33.292	33.292	33.292
**D	LB CROYDON LGIM	16.661	16.661	16.661
**D	RAILWAYS PENSION TRUSTEE COMPANY LIMITED	36.729	36.729	36.729
**D	BNYMTD DEP OF PG GENERATIONS FUND	9.000	9.000	9.000
**D	SPARTAN INTL INDEX	532.703	532.703	532.703
**D	BELLSOUTH CORP RFA VEBB TRUST	11.763	11.763	11.763
**D	CP2F LAZARD INFRASTRUCTURE	140.018	140.018	140.018
**D	DREYFUS GLOBAL EQUITY INCOME FUND	145.889	145.889	145.889
**D	DREYFUS INTERNATIONAL STOCK INDEX FUND	17.074	17.074	17.074



Azionisti:

1522 Teste:

Azionisti in proprio:

17

Azionisti in delega:

Pagina 17

23

1505

## LISTA ESITO DELLE VOTAZIONI

Oggetto: Nomina di un componente del CdA

## FAVOREVOLI

Badge	Ragione Sociale	Proprio	Delega	Totale
**D	FXPF LAZARD INFRASTRUCTUR	618.480	618.480	618.480
**D	DEUTSCHE XTRK MSCI ITALY HDG ETF	3.708	3.708	3.708
**D	MNVF SSGA INTL EQUITY	2.252	2.252	2.252
**D	NHTF ARTISAN PARTNERS	69.353	69.353	69.353
**D	SHELL PENSION TRUST	21.785	21.785	21.785
**D	SHELL PENSION TRUST	12.577	12.577	12.577
**D	DRMA LTD	18.349	18.349	18.349
**D	ATANDT UNION WELFARE BENEFIT TRUST	6.043	6.043	6.043
**D	WF AND CO CASH PLN EVERGN INV 1	39.434	39.434	39.434
**D	WF MFS LTD EAFE GLOBAL	16.306	16.306	16.306
**D	WF AUTO CLUB INSURANCE ASSOCIATION	29.146	29.146	29.146
**D	SLI GLOBAL ABSOLUTE RET STRATEGIES	1.071.495	1.071.495	1.071.495
**D	SLI GBL SICAV CON EU EQ IN FD	72.425	72.425	72.425
**D	ATTIVO CAPITAL	9.200	9.200	9.200
**D	C9W CITW FD PARAMETRIC	849	849	849
**D	BNYMTD AMITY EUROPEAN FUND	60.000	60.000	60.000
**D	AT AND T SAVINGS GROUP INVESTMENT TRUST	21.950	21.950	21.950
**D	RHODE ISLAND EMPLOYEES RETIREMENT SYSTEMS POOLED TRUST	15.277	15.277	15.277
**D	UFJF MCM MSCI WORLD FD	5.007	5.007	5.007
**D	PUBLIC EMPLOYEE RETIREMENT SYSTEM OF IDAHO	20.874	20.874	20.874
**D	CEBF LEIA ATTIVO IE	6.800	6.800	6.800
**D	RAYTHEON MASTER PENSION TRUST	1.351	1.351	1.351
**D	INVESCO FUNDS	1.601.413	1.601.413	1.601.413
**D	NSNF PARA EAFE MONTI	2.674	2.674	2.674
**D	NSNF PARA EAFE PI 1	4.416	4.416	4.416
**D	NSNF PARA EAFE PI 2	2.703	2.703	2.703
**D	WF XCEL ENERGY INC VERTRE	5.761	5.761	5.761
**D	VANGUARD INTL HIGH DIV YLD INDEX FD	22.145	22.145	22.145
**D	PDBF NUVEEN	130.340	130.340	130.340
**D	PDBF FIRST STATE	222.024	222.024	222.024
**D	PGEF PG E QUALIFIED PANAGORA EAFE	11.077	11.077	11.077
**D	PGQF FIRST STATE	23.337	23.337	23.337
**D	CZ RANDELEN SSGA	4.496	4.496	4.496
**D	ACHMEA POOLS FC ANW	24.814	24.814	24.814
**D	CENTRAL STATES SOUTHEAST AND SOUTHWEST AREAS PENSION FUND	298.031	298.031	298.031
**D	FSEAF F208	94.617	94.617	94.617
**D	COLUMBIA SUSTAINABLE INTL EQ ETF	3.256	3.256	3.256
**D	COLUMBIA SUSTAINABLE GLOBAL EQ ETF	1.387	1.387	1.387
**D	NBK SSGA EQ 2	15.089	15.089	15.089
**D	NBK UBS EQ	6.177	6.177	6.177
**D	NON US EQ MGR PT 4 OFFSR MT ARTISAN	63.767	63.767	63.767
**D	AZL INTERNATIONAL INDEX FUND	58.360	58.360	58.360
**D	BGF FLEX MULTI ASSET GBL EQ PF	6.252	6.252	6.252

Azionisti:

Azionisti in proprio: 1522 Teste: 23

17 Azionisti in delega: 1505

Pagina 18

**LISTA ESITO DELLE VOTAZIONE**  
**Oggetto: Nomina di un componente del CdA**

**FAVOREVOLI**

Badge	Ragione Sociale	Proprio	Delega	Totale
**D	TD WATERHOUSE CANADA INC		144.000	144.000
**D	LRPF KLEINWORT BENSON		32.406	32.406
**D	DEUTSCHE XTRK MSCI EAFE HDY HDG ETF		1.108	1.108
**D	DEUTSCHE XTRK MSCI EMU HDY HDG ETF		4.472	4.472
**D	DEUTSCHE XTRK MSCI STH EUR HDG ETF		1.285	1.285
**D	BNYMCIL FT GBL ALPHADEX UCITS ETF	80		80
**D	QSBF ARTISAN INFL GROWTH	15.033		15.033
**D	UNITED CHURCH FUNDS QMA BFF	655		655
**D	COUNTY EMPLOYEES ANNUITY AND BENEFIT FUND OF COOK COUNTY	16.964		16.964
**D	COUNTY EMPLOYEES ANNUITY AND BENEFIT FUND OF COOK COUNTY	17.500		17.500
**D	COUNTY EMPLOYEES ANNUITY AND BENEFIT FUND OF COOK COUNTY	49.931		49.931
**D	MSV LIFE P I C	40.946		40.946
**D	US BK AK STEEL CORP MSTR PEN TR AT	222.800		222.800
**D	US BK BROOKFIELD GLB LST INF IN FD	177.000		177.000
**D	USBK BROOKFIELD GBL LIS INFRAS FD	14.100		14.100
**D	US BANKAK STEEL MASTER PENS TRR	777		777
**D	US BANK TAX EXEMPT OMNI REP NONRECC	190.719		190.719
**D	USBK FRONTIERA MFG CORE INFRASFR FD	19.400		19.400
**D	USBK BROOKFIELD REAL ASSETS SEC FD	738		738
**D	USBK REGIONAL TRANSPORTATION DSPP	757		757
**D	USBK AHAI RHUMBLINE ADVISERS	420		420
**D	B4305 FRB S LUND RES TR FBO B LUND	328		328
**D	B4306 FRB M LUND REV TR	905		905
**D	USBK AMERICAN HEART ASSOCIATION INC			
**D	LAWRENCE LIVERMORE NATIONAL SECURITY LLC AND LOS ALAMOS NATIONAL SECURITY LLC DEFINED BENEFIT PLANGROUP TRUST	5.739		5.739
**D	ATFF ARTISAN PARTNERS	41.910		41.910
**D	CYBF ATIVO CAPITAL MGMT	1		1
**D	MSV JP MORGAN	38.544		38.544
**D	AP7 EQUITY FUND	376.898		376.898
**D	ALASKA PERMANENT FUND CORPORATION	290.020		290.020
**D	ALASKA PERMANENT FUND CORPORATION	364		364
**D	ALASKA PERMANENT FUND CORPORATION	61.029		61.029
**D	BFS LEGAL AND GENERAL EUR BPSLGEUR	16.287		16.287
**D	ALASKA PERMANENT FUND CORPORATION	177.486		177.486
**D	1217 APG DME INDUSTR	333.075		333.075
**D	1253 APG DME CORE EU	308.152		308.152
**D	2054 APG DME BLACKR	43.135		43.135
**D	CBRE CIARION GLOBAL INFRASTRUCTURE VALUE FUND	7.753		7.753
**D	SSGA GLOBAL TEMC STRAT POOL	265.733		265.733
**D	VIRGINIA RETIREMENT SYSTEM	3.372		3.372
**D	INVESCO PERPETUAL GLOBAL TARGETED INCOME FUND	5.729		5.729
**D	PANAGORA RISK PARITY MULTI ASSET MASTER FUND LTD	1.858		1.858
**D	MIDDLETOWN WORKS HOURLY AND SALARIED UNION RETIREES HEALTH CARE FUND	61.860		61.860
**D	CPA COP PSERS PSERS ACWI X US INDEX			



## LISTA ESITO DELLE VOTAZIONE

Oggetto: Nomina di un componente del Cda

## FAVOREVOLI

Badge	Ragione Sociale	Proprio	Delega	Totale
**D	CPZ COP SERS ARTISAN PARTNERS LP		149.460	149.460
**D	CPZ COP SERS MCM MSCI WORLD X US		82.836	82.836
**D	ENSIGN PEAK ARTISAN INTL LCG		88.722	88.722
**D	NV PERS MELLON CAPITAL INDEX		142.442	142.442
**D	NV PERS SSGA EAFE INDEX		78.841	78.841
**D	NV RBIF ALLNCEBRNSTN INTL EQ		2.440	2.440
**D	TEA BLACKROCK INC INTL		77.590	77.590
**D	UTC EDHEC BLACKROCK UNITED TECHNOLOGIES CORPORATION MASTER RETIREMENT		2.707	2.707
**D	UPMC BMO PENSION		2.580	2.580
**D	UPMC BMO FCP		2.433	2.433
**D	UPMC BMO		2.255	2.255
**D	AST GS MULTI ASSET PORT LIQ PDHB		5.909	5.909
**D	POOL RE JPM REI EQUITY		10.792	10.792
**D	SP VAN DE NEDERLANDSCHE BANK		5.162	5.162
**D	POOL RE L AND G MSCI EQ		3.160	3.160
**D	BLL AQUIL LIFGLO3000 FMEN WHT INDFD		27.743	27.743
**D	PENN SERIES DEV INTL INDEX FUND		3.039	3.039
**D	LEGG MASON GLOBAL FUNDS PLCLEGG MASON RARE INFRASTRUCTURE VALUE FUND		379.887	379.887
**D	PHC SSGA EQ		40.042	40.042
**D	BNYMTD BLK CONTINENTAL EURO INC		2.098.220	2.098.220
**D	BNYMTD BLK CONT EUR EQ TRCK FD INV		388.299	388.299
**D	BNYMTD BLK DYN DVSD GR PFFD ASSTALL		8.835	8.835
**D	FLORIDA RETIREMENT SYSTEM		28.387	28.387
**D	BLACKROCK WORLD EX FLORIDA RET SYS		167.556	167.556
**D	ARTISAN PARTNERSAN FLORIDA RET SYS FLORIDA RETIREMENT SYSTEM		575.897	575.897
**D	BROOKFIELD REAL ASSETS INCOME FUND INC		81.900	81.900
**D	PENSION RESERVES INVESTMENT TRUST FUND		142.064	142.064
**D	EMPLOYEES RETIREMENT SYSTEM OF THE STATE OF HAWAII		42.265	42.265
**D	BELL ATLANTIC MASTER TRUST		26.255	26.255
**D	VEBA PARTNERSHIP N L P		12.511	12.511
**D	VERIZON MASTER SAVINGS TRUST		72.072	72.072
**D	VOYA INTERNATIONAL CORE FUND		2.488	2.488
**D	DUKE ENERGY QUALIFIED NUCLEAR DECOMMISSIONING		3.463	3.463
**D	BRIDGE BUILDER INTERNATIONAL EQUITY FUND		6.904	6.904
**D	GENERAL MILLS INVESTMENT TRUST		58.660	58.660
**D	VEBA TRUST FOR THE GENERAL MILLS AND BAKERY CONFECTIONERY TOBACCO AND GRAIN MILLERS HEALTH AND WELFARE PLAN		11.562	11.562
**D	INDIANA PUBLIC RETIREMENT SYSTEM		33.684	33.684
**D	LINCOLN VARIABLE INSURANCE PRODUCTS TRUST LVIP SSGA DEVELOPED INTERNATIONAL 150 FUND		238.096	238.096
**D	LINCOLN VARIABLE INSURANCE PRODUCTS TRUST LVIP SSGA INTERNATIONAL INDEX FUND		80.622	80.622
**D	MERCY INVESTMENT SERVICES INC		6.746	6.746
**D	PUBLIC EMPLOYEES RETIREMENT SYSTEM OF MISSISSIPPI		67.142	67.142
**D	AGI PPI NR 30 HEL 1482 03 5601 SPK		7.386	7.386

Azionisti:  
Azionisti in proprio:1522 Teste:  
17 Azionisti in delega:

Pagina 20

23  
1505

## Assemblea Ordinaria del 21 aprile 2017

## LISTA ESITO DELLE VOTAZIONI

Oggetto: Nomina di un componente del Cda


## FAVOREVOLI

Badge	Ragione Sociale	Proprio	Delega	Totale
**D	AGI VGI 1 DIV OUA 8477 25 6338 SPK		10	10
**D	AGI VGI RCM S VAL 8478 10 6359 SPK		1.850	1.850
**D	AGI PV WS RCM VAL 8490 06 5209 SPK		320	320
**D	AGI VKA RCM S VAL 8502 10 6376 SPK		980	980
**D	PUBLIC EMPLOYEES RETIREMENT ASSOCIATION OF NEW MEXICO		26.693	26.693
**D	BOARD OF PENSIONS OF THE EVANGELICAL LUTHERAN CHURCH IN AMERICA		12.531	12.531
**D	THE STATE OF CONNECTICUT ACTING THROUGH ITS TREASURER		12.800	12.800
**D	SOUTH CAROLINA RETIREMENT SYSTEMS GROUP TRUST		109.101	109.101
**D	TENNESSEE VALLEY AUTHORITY RETIREMENT SYSTEM		29.416	29.416
**D	UMC BENEFIT BOARD INC		18.742	18.742
**D	UPS GROUP TRUST		47.606	47.606
**D	INTERNATIONAL BANK FOR RECONSTRUCTION AND DEVELOPMENT		26.833	26.833
**D	INTERNATIONAL BANK FOR RECONSTRUCTION AND DEVELOPMENT		2.945	2.945
**D	ADVANCED SERIES TRUST AST ACADEMIC STRATEGIES ASSET ALLOCATION PORTFOLIO		16.814	16.814
**D	PRUDENTIAL INVESTMENT PORTFOLIO 2 PRUDENTIAL QMA INTL DEVELOPED MKTS INDEX FUND		580	580
**D	MACQUARIE GLOBAL INFRASTRUCTURE TOTAL RETURN FUND INC		343.688	343.688
**D	ENERGY INSURANCE MUTUAL LIMITED		3.239	3.239
**D	FRK MUT EURO FD		44.246	44.246
**D	FRANKLIN MUTUAL EUROPEAN FUND		5.095	5.095
**D	FGT FRK GLOBAL LSTD INFRASTRUCT FD		54.605	54.605
**D	PIONEER INVESTMENT MANAGEMENT SGRPA / AZIONARIO CRESCITA		314.991	314.991
**D	ELEVA UCITS FUND-ELEVA ABSOLU.		1.341.900	1.341.900
**D	ELEVA UCITS FUND-ELEVA ABSOLUT		34.200	34.200
**D	TRUST AND CUSTODY SERVICES B.		5.200	5.200
**D	KOKUSAI EQUITY INDEX FUND		5.037	5.037
**D	CONSULTING GROUP CAPITAL MARK.		9.377	9.377
**D	CNS GLOBAL LIST INFRASTRUCTUR.		164.920	164.920
**D	TRUST + CUSTODY SERVICES BANK,		161.537	161.537
**D	TRUST AND CUSTODY SERVICES BAN		43.237	43.237
**D	THE GREEN TREE FUND OF THE AME		2.833	2.833
**D	NUVEEN GLOBAL INVESTORS FUND P		47.729	47.729
**D	ARRCO LONG TERME B		70.898	70.898
**D	ARRCO LONG TERME E		33.862	33.862
**D	METROPOLE GESTION		362.400	362.400
**D	IXIS FLAMME		27.939	27.939
**D	SG ACTIONS EUROPE MULTIGESTION		2.565	2.565
**D	ETOILE INDUSTRIE EUROPE		14.006	14.006
**D	SG ACTIONS EUROPE		879	879
**D	SG ACTIONS EUROPE LARGE CAP		2.698	2.698
**D	ETOILE ACTIONS RENDEMENT		52	52
**D	INVECO ASSET MANAGEMENT LIMIT		23.578	23.578
**D	MAAF ASSURANCES SA		319.200	319.200
**D	PROTEC BTP		7.020	7.020



Azionisti: 1522 Teste: 23  
 Azionisti in proprio: 17 Azionisti in delega: 1505

Pagina 21



LISTA ESITO DELLE VOTAZIONE  
 Oggetto: Nomina di un componente del CdA

## FAVOREVOLI

Badge	Ragione Sociale	Proprio	Delega	Totale
**D	LA BANQUE POSTALE ASSET MANAGE	20.000	20.000	20.000
**D	PIONEER FUNDS - ITALIAN EQUITY	88.679	88.679	88.679
**D	PIONEER FUNDS-GLOBAL EQ.TARG.I	797.124	797.124	797.124
**D	PIONEER ASSET MANAGEMENT S.A	2.100.341	2.100.341	2.100.341
**D	PIONEER STRUCT.SOL.F.P.CED 09	81.350	81.350	81.350
**D	PSF-DIV TARGET INC 112021	7.300	7.300	7.300
**D	PIONEER STRUCT.SOL.F.PR.CED 03	35.190	35.190	35.190
**D	PIONEER STRUCT.SOL.F.PR.CED 11	57.090	57.090	57.090
**D	PIONEER STRUC.SOL.F.PROG.CED02	32.840	32.840	32.840
**D	PIONEER STRUCT.S.F.PR.C 032021	37.760	37.760	37.760
**D	PIONEER STR.SOL.F.PROG.CED 05	38.780	38.780	38.780
**D	PIONEER STR.S.PROG.CED 06 PIM	28.200	28.200	28.200
**D	PIONEER ST.S.F.PROG.CED 08 PIM	14.800	14.800	14.800
**D	PSSF PROGE CEDOLA 09 2021 PIM	23.130	23.130	23.130
**D	PIONEER S.F-DIVERSIFIED TARG.I	7.700	7.700	7.700
**D	PSSF PROGETTO CED 11 2021 PIM	19.600	19.600	19.600
**D	PSSF PROGETTO CED 12 2021 PIM	15.720	15.720	15.720
**D	PSSF PROGETTO CED 02 2022 PIM	33.550	33.550	33.550
**D	PROXY TEAM PARAMETRIC PORTFOLIO ASSOCIATES	2.979	2.979	2.979
**D	AEGON CUSTODY B.V	88.279	88.279	88.279
**D	AHL DIRECTIONAL EQUITIES MASTER LIMITED	33.437	33.437	33.437
**D	AHL EVOLUTION LTD SHARMAINE BERKELEY ARGONAUT LTD	774.259	774.259	774.259
**D	AHL GENESIS LIMITED	13.230	13.230	13.230
**D	AVIVA INVESTORS INTERNATIONAL INDEX TRACKING FUND	14.066	14.066	14.066
**D	BERESFORD FUND PLC	92.562	92.562	92.562
**D	CBOSC ATF CW BK GRP SUP WGS08	8.520	8.520	8.520
**D	CBOSC-CBGS-WGSS07	3.264	3.264	3.264
**D	CBRE CLARION REAL ASSET LONG/SHORT FUND LP C/O THE CORPORATION TRUST	10.421	10.421	10.421
**D	CFSL - COLONIAL FIRST STATE GLOBAL ASSET MANAGEMENT MULTI SECTOR TRUST 1	75	75	75
**D	CFSL RE COLONIAL FIRST STATE INVESTMENT FUND 10	3.513	3.513	3.513
**D	CITIBANK INTERNATIONAL PLC AS TRUSTEE CITIBANK INT.PLC	2.633.281	2.633.281	2.633.281
**D	COLONIAL FIRST STATE INVESTMENTS LIMITED.	37.723	37.723	37.723
**D	COLONIAL FIRST STATE INVESTMENTS LIMITED.	865.276	865.276	865.276
**D	COMMONWEALTH GLOBAL INFRASTRUCTURE SECURITIES FUND 1	580.889	580.889	580.889
**D	FIDANTE PARTNERS LIMITED	261.960	261.960	261.960
**D	GMO COMPLETION FUND MASTER PORTFOLIO A SERIES OF GMO OFFSHORE MASTER PORTFOLIO V LTD	3.876	3.876	3.876
**D	GOVERNMENT OF SINGAPORE	974.913	974.913	974.913
**D	IRISH LIFE ASSURANCE.	245.457	245.457	245.457
**D	IRISH LIFE ASSURANCE PLC	86.236	86.236	86.236
**D	JANUS CAPITAL FUNDS PLC.	8.666	8.666	8.666
**D	JOHN HANCOCK FUNDS II GLOBAL ABSOLUTE RETURN STRATEGIES FUND	490.536	490.536	490.536
**D	JOHN HANCOCK FUNDS II INTERNATIONAL STRATEGIC EQUITY ALLOCATION FUND	38.532	38.532	38.532
**D	JOHN HANCOCK VARIABLE INSURANCE TRUST INTERNATIONAL EQUITY INDEX TRUST	9.814	9.814	9.814

LISTA ESITO DELLE VOTAZIONE  
 Oggetto: Nomina di un componente del CdA

FAVOREVOLI

Badge	Ragione Sociale	Proprio	Delega	Totale
**D	LEGAL AND GENERAL	92.721	92.721	92.721
**D	LEGAL AND GENERAL ASSURANCE PENSIONS MANAGEMENT LIMITED	6.210.524	6.210.524	6.210.524
**D	LEGAL AND GENERAL ASSURANCE SOCIETY LIMITED	4.575	4.575	4.575
**D	LEGAL AND GENERAL COLLECTIVE INVESTMENT TRUST.	151.864	151.864	151.864
**D	MACQUARIE INVESTMENT MANAGEMENT LIMITED	287.824	287.824	287.824
**D	MACQUARIE MULTI FACTOR FUND	4.858	4.858	4.858
**D	MONETARY AUTHORITY OF SINGAPORE	277.507	277.507	277.507
**D	NATIONAL COUNCIL FOR SOCIAL SECURITY FUND.	24.227	24.227	24.227
**D	NATIONAL COUNCIL FOR SOCIAL SECURITY FUND.	38.736	38.736	38.736
**D	NATIONAL COUNCIL FOR SOCIAL SECURITY FUND.	2.510	2.510	2.510
**D	NATIONAL COUNCIL FOR SOCIAL SECURITY FUND LIMITED	460	460	460
**D	NUMERIC MULTI STRATEGY MARKET NEUTRAL LEVERED OFFSHORE FUND LIMITED	5.780	5.780	5.780
**D	NUMERIC SOCIALLY AWARE MULTI STRATEGY FUND LTD	68.649	68.649	68.649
**D	PINEBRIDGE FUND SERIES PINEBRIDGE EUROPE EQUITY FUND	10.783	10.783	10.783
**D	SDA INTL EQUITY INDEX FD-WORLD	756.305	756.305	756.305
**D	SLIC - EUROPEAN EQUITY INCOME FUND1	117.500	117.500	117.500
**D	SSBL OBO AB ARYA PARTNERS (MASTER) FUND - ARKBMS	487.387	487.387	487.387
**D	STANDARD LIFE ASSURANCE LIMITED	4.144	4.144	4.144
**D	STICHTING CUSTODY ROBECO INSTITUTIONAL	674.493	674.493	674.493
**D	STICHTING PGM DEPOSITORY	9.852	9.852	9.852
**D	THE NOMURA TRUST AND BANKING CO. LTD	11.506	11.506	11.506
**D	VICTORY CEMP INTERNATIONAL HIGH DIV VOLATILITY WTD INDEX ETF	4.495	4.495	4.495
**D	VICTORY CEMP MARKET NEUTRAL INCOME FUND	1.021	1.021	1.021
**D	VISION POOLED SUPERANNUATION TRUST	132.473	132.473	132.473
**D	RETURN TO WORK CORPORATION OF SOUTH AUSTRALIA	11.631	11.631	11.631
**D	VICTORIAN SUPERANNUATION FUND	507.991	507.991	507.991
**D	VICTORIAN SUPERANNUATION FUND (AUSTRALIA) LTD	12.267	12.267	12.267
**D	UBS ASSET MANAGEMENT (AUSTRALIA) LTD	12.111	12.111	12.111
**D	MLC INVESTMENTS, MLC LIMITED	22.346	22.346	22.346
**D	MLC INVESTMENTS, MLC LIMITED	186.337	186.337	186.337
**D	UBS FUND MANAGEMENT (SWITZERLAND) AG.	1.311	1.311	1.311
**D	UBS (LUX) STRATEGY XTRA SICAV	905	905	905
**D	UBS FUND MANAGEMENT (LUXEMBOURG) SA	8.028	8.028	8.028
**D	UBS GLOBAL SOLUTIONS - GLOBAL EQUITIES EUR	85.000	85.000	85.000
**D	MILFORD GLOBAL FUND	113.648	113.648	113.648
**D	ENERGY SUPER	236.319	236.319	236.319
**D	NORGES BANK	319	319	319
**D	AOR ORACLE FUND LP	7.750	7.750	7.750
**D	NUMERIC ABS RETURN FD LP	4.769	4.769	4.769
**D	AOR CHURCHILL MASTER ACCOUNT LP	15.930	15.930	15.930
**D	NUMERIC MULTI STRATEGY MARKET NEUTRAL LEVERED OFFSHORE FUND LTD	7.943	7.943	7.943
**D	UBSGLOBAL HIGH CONVICTION	8.177.153	8.177.153	8.177.153
**D	GOVERNMENT OF NORWAY	8.564	8.564	8.564
**D	NOVARTIS CORPORATION PENSION MASTER TRUST	8.564	8.564	8.564



## LISTA ESITO DELLE VOTAZIONE

Oggetto: Nomina di un componente del CdA

## FAVOREVOLI

Badge	Ragione Sociale	Proprio	Delega	Totale
**D	LEGG MASON DEVELOPED EX-US DIVERSIFIED CORE ETF	419	419	419
**D	LEGG MASON GLOBAL INFRASTRUCTURE ETF	3.273	3.273	3.273
**D	STATE FARM VARIABLE PRODUCT TRUST, INTERNATIONAL EQ INDEX F	9.223	9.223	9.223
**D	TEACHERS' RETIREMENT SYSTEM OF THE STATE OF ILLINOIS	17.059	17.059	17.059
**D	BEAUMONT HEALTH MASTER RETIREMENT TRUST	4.310	4.310	4.310
**D	WILLIAM BEAUMONT HOSPITAL	3.835	3.835	3.835
**D	HIRTLE CALLAGHAN TRUST INTERNATIONAL EQUITY PORTFOLIO	57.510	57.510	57.510
**D	KAISER PERMANENTE GROUP TRUST	416.367	416.367	416.367
**D	KAISER PERMANENTE GROUP TRUST	694.271	694.271	694.271
**D	HC CAPITAL TRUST- THE INSTITUTIONAL INTERNATIONAL EQUITY PTF	66.892	66.892	66.892
**D	ARKWRIGHT, LLC	5.464	5.464	5.464
**D	SYLVAN PARTNERS, LLC	429	429	429
**D	KAISER FOUNDATION HOSPITALS	411.583	411.583	411.583
**D	KAISER FOUNDATION HEALTH PLAN INC	64.244	64.244	64.244
**D	FIDELITY RUTLAND SQUARE TRUST II: STRATEGIC ADVISERS INT II F	75.320	75.320	75.320
**D	FIDELITY RUTLAND SQUARE TR II: STRAT ADV INT MULTI-MANAGER F	1.821	1.821	1.821
**D	LAUDUS INTERNATIONAL MARKETMASTERS FUND	1.647	1.647	1.647
**D	SCHWAB INTERNATIONAL EQUITY ETF	294.920	294.920	294.920
**D	SCHWAB FUNDAMENTAL INTERNATIONAL LARGE COMPANY ETF	52.940	52.940	52.940
**D	JOHN HANCOCK VAR INS TRUST STRATEGIC EQUITY ALLOCATION TRUST	112.443	112.443	112.443
**D	JOHN HANCOCK FUNDS II STRATEGIC EQUITY ALLOCATION FUND	70.197	70.197	70.197
**D	BMO DISCIPLINED INTERNATIONAL EQUITY FUND	5.821	5.821	5.821
**D	LAZARD GLOBAL LISTED INFRASTRUCTURE PORTFOLIO	12.758.572	12.758.572	12.758.572
**D	LAZARD REAL ASSETS AND PRICING OPPORTUNITIES PORTFOLIO	4.594	4.594	4.594
**D	INTERNATIONAL EXPATRIATE BENEFIT MASTER TRUST	2.104	2.104	2.104
**D	COHEN + STEERS INFRASTRUCTURE FUND, INC.	2.477.633	2.477.633	2.477.633
**D	COHEN & STEERS, INC	2.233	2.233	2.233
**D	GOLDMAN SACHS TRST II-GOLDMAN SACHS MULTI-MNGR GLOBAL EQT FUND	1.035	1.035	1.035
**D	GOLDMAN SACHS TRUST II-GOLDMAN SACHS M-M REAL ASSETS STRAT FD	17.595	17.595	17.595
**D	GOLDMAN SACHS TRUST- GOLDMAN SACHS GLOBAL MANAGED BETA FUND	580	580	580
**D	GOLDMAN SACHS TRUST - GOLDMAN SACHS GLOBAL INFRASTRUCTURE FUND	3.754	3.754	3.754
**D	INTERNATIONAL MONETARY FUND	8.659	8.659	8.659
**D	INTERNATIONAL MONETARY FUND	8.812	8.812	8.812
**D	ALLIANCEBERNSTEIN GLOBAL RISK ALLOCATION FUND INC	667	667	667
**D	THE ALLIANCEBERNSTEIN POOLING PTF - ALLIANCEB VOL MNGM PTF	3.955	3.955	3.955
**D	ALLIANCEBERNST VAR PROD SER F INC.ALLIANCEB DYN ASSET ALL PTF	176	176	176
**D	ALLIANZ GLOBAL INVESTORS GMBH FOR DBI-FONDS ANDUS	49.700	49.700	49.700
**D	JOHN HANCOCK LIFE AND HEALTH INSURANCE COMPANY	19.762	19.762	19.762
**D	RUSSELL TRUST CO COMMINGLED EMPLOYEE BENEFIT FUNDS TRUST	698.377	698.377	698.377
**D	METROPOLITAN LIFE INSURANCE COMPANY	16.709	16.709	16.709
**D	THE MASTER TRUST BK OF JP LTD: HITACHI FOREIGN EQ INDEX MF	8.442	8.442	8.442
**D	GMAM INVESTMENT FUNDS TRUST	59.406	59.406	59.406
**D	GMAM GROUP PENSION TRUST II	13.741	13.741	13.741



## LISTA ESITO DELLE VOTAZIONE

Oggetto: Nomina di un componente del Cda

## FAVOREVOLI

Badge	Ragione Sociale	Proprio	Delega	Totale
**D	IBM RETIREMENT PLAN		2.891	2.891
**D	THORNBURG INVESTMENT INCOME BUILDER FUND	19.236.102		19.236.102
**D	AMERICAN BUREAU OF SHIPPING	945		945
**D	ARTISAN INTERNATIONAL FUND	5.145.035		5.145.035
**D	STRATEGIC ACTIVE TRADING FUNDS PLC	11.226		11.226
**D	JP TR SERV BK LTD ATF MATH MSCI KOKUSAI INDEX MOTHER F	9.083		9.083
**D	THE MASTER TR BK OF JAPAN LTD ATF MORGAN STANLEY GL INFR MTH F	2.961		2.961
**D	AXA IM SMART MATCHING SOLUTIONS PUBLIC LIMITED COMPANY	7.500		7.500
**D	ALPS INTERNATIONAL SECTOR DIVIDEND DOGS ETF	170.744		170.744
**D	ALPINE GLOBAL INFRASTRUCTURE FUND	131.000		131.000
**D	THE MASTER TR BK OF JP LTD ATF INVESCO DEV COUNT EQ INDEX M F	43		43
**D	AOR INTERNATIONAL EQUITY EDGE FUND, L.P.	51		51
**D	CARPENTERS RETIREMENT PLAN OF WESTERN WASHINGTON	32.598		32.598
**D	AXA INVESTMENT MANAGERS DEUTSCHLAND GMBH FOR AXA EUROPA	1.800		1.800
**D	AXA ROSENBERG EQUITY ALPHA TRUST	85.900		85.900
**D	STATE OF ALASKA RETIREMENT AND BENEFITS PLANS	67.100		67.100
**D	STATE OF ALASKA RETIREMENT AND BENEFITS PLANS	413.595		413.595
**D	UNITED TECHNOLOGIES CORPORATION EMPLOYEE SAVINGS PLAN	27.320		27.320
**D	THE WALT DISNEY COMPANY RETIREMENT PLAN MASTER TRUST	5.432		5.432
**D	BROOKFIELD REAL ASSETS HYBRID MASTER FUND L.P	15.200		15.200
**D	TIAA-CREF FUNDS - ENHANCED INTERNATIONAL EQUITY INDEX FUND	139.895		139.895
**D	MET INVESTOR SERIES TRUST-ALLIANCE GLOBAL DYNAMIC ALL PTF	42.088		42.088
**D	MET INVESTORS SERIES TRUST- SCHROEDERS GLOBAL MULTI-ASSET PTF	13.367		13.367
**D	CENTRAL PROVIDENT FUND BOARD	4.816		4.816
**D	DESJARDINS GLOBAL INFRASTRUCTURE FUND	257.832		257.832
**D	DESJARDINS GLOBAL BALANCED STRATEGIC INCOME FUND	8.493		8.493
**D	CALVERT VP EAFE INTERNATIONAL INDEX PORTFOLIO	4.209		4.209
**D	CALVERT RESP INX SRS, INC.-CLVRT DVD MKRYS EX-U.S. RSP INX FD	1.470		1.470
**D	CAISSE DE DEPOT ET PLACEMENT DU QUEBEC	826.511		826.511
**D	THE REGENTS OF THE UNIVERSITY OF CALIFORNIA	111.595		111.595
**D	VALIC COMPANY I - GLOBAL SOCIAL AWARENESS FUND	7.576		7.576
**D	FIDELITY SELECT GLOBAL EQUITY INSTITUTIONAL TRUST	28.092		28.092
**D	FIDELITY SELECT INTERNATIONAL EQUITY INSTITUTIONAL TRUST	82.076		82.076
**D	FIDELITY GLOBAL EQUITY INVESTMENT TRUST	4.119		4.119
**D	FIDELITY INTERNATIONAL EQUITY INVESTMENT TRUST	76.282		76.282
**D	ALLIANZGI EUROPE EQUITY DIVIDEND FUND	6.780		6.780
**D	SAN JOSE FEDERATED RETIREE HEALTH CARE TRUST FUND	4.987		4.987
**D	PARAMETRIC INTERNATIONAL EQUITY FUND	11.722		11.722
**D	FDP GLOBAL DIVIDEND EQUITY PRIVATE PORTFOLIO	21.704		21.704
**D	TAX - MANAGED INTERNATIONAL EQUITY PORTFOLIO	3.094		3.094
**D	BENEFIT TRUST COMPANY	14.880		14.880
**D	THE GENERAL MOTORS CANADA HOURLY PLAN TRUST	13.396		13.396
**D	THE GENERAL MOTORS CANADA SALARIED PLAN TRUST	2.384		2.384



## LISTA ESITO DELLE VOTAZIONE

Oggetto: Nomina di un componente del CdA

## FAVOREVOLI

Badge	Ragione Sociale	Proprio	Delega	Totale
**D	RUSSELL INVESTMENT COMPANY RUSSELL TAX-MANAGED INTL EQ FUND	13.311	13.311	13.311
**D	RUSSELL INVESTMENT COMPANY RUSSELL GLOBAL INFRASTRUCTURE FUND	1.600.114	1.600.114	1.600.114
**D	RUSSELL INVESTMENT COMPANY RUSSELL MULTI-STRATEGY INCOME FUND	46.293	46.293	46.293
**D	RUSSELL INVESTMENT COMPANY SELECT INTERNATIONAL EQUITY FUND	24.793	24.793	24.793
**D	LAND BK OF TW IN ITS CAP AS MSTR CUS OE ER TEM SIN M-A INC B F	6.993	6.993	6.993
**D	DYNAMIC GLOBAL INFRASTRUCTURE FUND	935.600	935.600	935.600
**D	DYNAMIC ALTERNATIVE YIELD FUND	1.195.000	1.195.000	1.195.000
**D	DYNAMIC GLOBAL EQUITY INCOME FUND	78.546	78.546	78.546
**D	DYNAMIC GLOBAL STRATEGIC YIELD FUND	17.615	17.615	17.615
**D	ROCHE U.S. RETIREMENT PLANS MASTER TRUST	222.688	222.688	222.688
**D	RUSSELL INVESTMENT COMPANY MULTI-ASSET GROWTH STRATEGY FUND	34.621	34.621	34.621
**D	BROOKFIELD GLOBAL REAL ASSET FUND	3.700	3.700	3.700
**D	TRANSAMERICA JPMORGAN TACTICAL ALLOCATION VP	10.448	10.448	10.448
**D	LAZARD GLOBAL INFRASTRUCTURE FUND	745.661	745.661	745.661
**D	TRANSAMERICA AB DYNAMIC ALLOCATION VP	2.254	2.254	2.254
**D	TANGERINE DIVIDEND PORTFOLIO	1.394	1.394	1.394
**D	TANGERINE BALANCED INCOME PORTFOLIO	829	829	829
**D	TANGERINE BALANCED PORTFOLIO	5.242	5.242	5.242
**D	TANGERINE BALANCED GROWTH PORTFOLIO	4.518	4.518	4.518
**D	TANGERINE EQUITY GROWTH PORTFOLIO	4.000	4.000	4.000
**D	STATE FARM MUTUAL FUND TRUST, INTERNATIONAL INDEX FUND	8.677	8.677	8.677
**D	LAZARD GLOBAL LISTED INFRASTRUCTURE (CANADA) FUND	1.599.684	1.599.684	1.599.684
**D	NM SELECT EQUITY ASSET FUND	9.482	9.482	9.482
**D	NM MSCI EAFE INTERNATIONAL INDEX FUND	8.617	8.617	8.617
**D	SPDR S+P GLOBAL DIVIDEND ETF	51.950	51.950	51.950
**D	INTECH GLOBAL ALL COUNTRY ENHANCED INDEX FUND LLC	30	30	30
**D	SEASONS SERIES TRUST INTERNATIONAL EQUITY PORTFOLIO	6.844	6.844	6.844
**D	SUNAMERICA SERIES TRUST- SA SCHRODERS VCB GLO ALLOC PORTFOLIO	5.623	5.623	5.623
**D	SUNAMERICA SERIES TRUST - SA INTERNATIONAL INDEX PORTFOLIO	7.342	7.342	7.342
**D	OPENWORLD PUBLIC LIMITED COMPANY	363.530	363.530	363.530
**D	STATE STREET GLOBAL EQUITY EX-US INDEX PORTFOLIO	21.329	21.329	21.329
**D	STATE STREET INTERNATIONAL DEVELOPED EQUITY INDEX PORTFOLIO	71.762	71.762	71.762
**D	DEUTSCHE EAFE EQUITY INDEX FUND	1.793	1.793	1.793
**D	INVESCO GLOBAL INFRASTRUCTURE FUND	13.681	13.681	13.681
**D	KP INTERNATIONAL EQUITY FUND	7.553	7.553	7.553
**D	RHUMBLINE INTERNATIONAL POOLED INDEX TRUST	2.914	2.914	2.914
**D	SPDR MSCI EAFE FOSSIL FUEL FREE ETF	1.110	1.110	1.110
**D	SPDR MSCI WORLD QUALITY MIX ETF	152	152	152
**D	SPDR MSCI ACWI LOW CARBON TARGET ETF	3.522	3.522	3.522
**D	LAZARD GLOBAL INVESTMENT FUNDS PUBLIC LIMITED COMPANY	5.005	5.005	5.005
**D	ALLIANCEBERNSTEIN INTERNATIONAL ALL-COUNTRY PASSIVE SERIES	5.580	5.580	5.580
**D	MARYLAND STATE RETIREMENT & PENSION SYSTEM	294.463	294.463	294.463
**D	RUSSELL INV MULTI-ASSET FACTOR EXPOSURE FUND	10.424	10.424	10.424

## LISTA ESITO DELLE VOTAZIONE

Oggetto: Nomina di un componente del CdA

## FAVOREVOLI

Badge	Ragione Sociale	Proprio	Delega	Totale
**D	ALLIANZ GLOBAL INVESTORS GMBH FOR ALLIANZ EUROPAVISION	179.200	179.200	179.200
**D	THE PRUDENTIAL INSURANCE COMPANY OF AMERICA	34.660	34.660	34.660
**D	PRUDENTIAL TRUST CO MASTER COMMINGLED INV F FOR TAX EXEMPT TR	13.001	13.001	13.001
**D	MERCER QIF CCF	72.616	72.616	72.616
**D	MERCER QIF FUND PLC	5.481	5.481	5.481
**D	MGI FUNDS PLC	20.945	20.945	20.945
**D	MORGAN STANLEY INST F INC. SELECT GLB INFRA STRUCTURE PTF	202.496	202.496	202.496
**D	MORGAN STANLEY INSTITUTIONAL FUND INC MULTI- ASSET PORTFOLIO	33.306	33.306	33.306
**D	MORGAN STANLEY INSTITUTIONAL FUND TR- GL MULTI-ASSET INC PTF	1.837	1.837	1.837
**D	MERCER QIF CCF	279.490	279.490	279.490
**D	RARE GLOBAL INFRASTRUCTURE VALUE FUND	9.245	9.245	9.245
**D	MET INVESTORS SERIES TRUST- PANAGORA GLO DIVERSIFIED RISK PTF	1.323	1.323	1.323
**D	MET INVESTORS SERIES TRUST- MET/ARTISAN INTERNATIONAL PTF	401.453	401.453	401.453
**D	RUSSELL INVESTMENT COMPANY PLC	107.667	107.667	107.667
**D	DEUTSCHE BANK-ONSHORE	1.681	1.681	1.681
**D	STATE OF NEW JERSEY COMMON PENSION FUND D	398.018	398.018	398.018
**D	SENTRY INFRASTRUCTURE FUND	321.300	321.300	321.300
**D	SENTRY ALTERNATIVE ASSET INCOME FUND	7.825	7.825	7.825
**D	SENTRY GLOBAL INFRASTRUCTURE PRIVATE TRUST	31.293	31.293	31.293
**D	CITY OF NEW YORK GROUP TRUST	135.587	135.587	135.587
**D	PIMCO RAE FUNDAMENTAL INTERNATIONAL FUND LLC	5.848	5.848	5.848
**D	PIMCO EQUITY SERIES: PIMCO RAE FUNDAMENTAL INTERNATIONAL FUND	5.767	5.767	5.767
**D	DIVERSIFIED REAL ASSET CIT	125.504	125.504	125.504
**D	INTEL CORPORATION RETIREE MEDICAL PLAN TRUST	8.065	8.065	8.065
**D	ALASKA COMMON TRUST FUND	12.652	12.652	12.652
**D	GEUT PAN EUROPEAN EQUITY INDEX FUND	620	620	620
**D	RUSSELL INSTL FUNDS, LLC-RUSSELL GLOB LISTED INFRA FUND	262.646	262.646	262.646
**D	RUSSELL INSTITUTIONAL FUNDS, LLC-RUSSELL GLOB EQ PLUS FUND	1.113	1.113	1.113
**D	GOV OF HM THE SULTAN AND YANG DI-PERTUAN OF BRUNEI DARUSSALAM	19.644	19.644	19.644
**D	FLOURISH INVESTMENT CORPORATION	232.870	232.870	232.870
**D	FLOURISH INVESTMENT CORPORATION	57.834	57.834	57.834
**D	PEOPLE'S BANK OF CHINA	138.755	138.755	138.755
**D	PEOPLE'S BANK OF CHINA	288.005	288.005	288.005
**D	FLOURISH INVESTMENT CORPORATION	126.323	126.323	126.323
**D	FEDERATED CITY EMPLOYEES RETIREMENT SYSTEM	50.112	50.112	50.112
**D	BANK OF KOREA	1.160	1.160	1.160
**D	BANK OF KOREA	1.064	1.064	1.064
**D	BIMCOR GLOBAL EQUITY POOLED FUND	13.118	13.118	13.118
**D	PEOPLE'S BANK OF CHINA	244.685	244.685	244.685
**D	SPHERE FTSE EUROPE SUSTAINABLE YIELD INDEX ETF	274	274	274
**D	ASIAN DEVELOPMENT BANK	32.147	32.147	32.147
**D	SANOFI-AVENTIS US PENSION TRUST	14.500	14.500	14.500
**D	BANK OF KOREA	773	773	773

Azionisti:  
Azionisti in proprio:1522 Teste:  
17 Azionisti in delega:23  
1505

Pagina 27

## LISTA ESITO DELLE VOTAZIONI

Oggetto: Nomina di un componente del CdA

## FAVOREVOLI

Badge	Ragione Sociale	Proprio	Delega	Totale
**D	SSGA MSCI ACWI EX-USA INDEX NON-LENDING DAILY TRUST		9.344	9.344
**D	STATE STREET IRELAND UNIT TRUST		4.245	4.245
**D	STANDARD LIFE INV GLO ABS RETURN STRAT MASTER FUND LTD.		322.776	322.776
**D	THE WORKERS' COMPENSATION BOARD		898.502	898.502
**D	SSGA SPDR ETFS EUROPE I PUBLIC LIMITED COMPANY		1.522.602	1.522.602
**D	SSGA SPDR ETFS EUROPE II PUBLIC LIMITED COMPANY		69.480	69.480
**D	SIR DAVID TRENCH FUND FOR RECREATION		3.949	3.949
**D	SUNSUPER SUPERANNUATION FUND		8.348	8.348
**D	CALIFORNIA PUBLIC EMPLOYEES RETIREMENT SYSTEM		1.348.585	1.348.585
**D	ROMAN CATHOLIC BISHOP OF SPRINGFIELD A CORPORATION SOLE		258	258
**D	PINEBRIDGE GLOBAL FUNDS		19.580	19.580
**D	UBS (IRL) ETF PLC		2.369	2.369
**D	VANGUARD FTSE DEVELOPED EUROPE ALL CAP INDEX ETF		4.976	4.976
**D	VANGUARD FTSE DEVELOPED ALL CAP EX NORTH AMERICA INDEX ETF		4.809	4.809
**D	VANGUARD DEVEL ALL-CAP EX NORTH AMERICA HQT IND POOLED FUND		1.002	1.002
**D	VANGUARD INVESTMENTS II COMMON CONTRACTUAL FUND		11.988	11.988
**D	VANGUARD INVESTMENTS COMMON CONTRACTUAL FUND		42.426	42.426
**D	VANGUARD FTSE DEVELOPED EUROPE INDEX ETF		1.243	1.243
**D	WINTON UCITS FUNDS PLC		7.003	7.003
**D	WELLS FARGO BK DECL OF TR EST INV FUNDS FOR EMPLOYEE BEN TR		27.007	27.007
**D	WELLS FARGO DIVERSIFIED INTERNATIONAL FUND		13.617	13.617
**D	WELLS FARGO MASTER TRUST DIVERSIFIED STOCK PORTFOLIO		22.000	22.000
**D	WELLS FARGO MASTER TRUST INTERNATIONAL GROWTH PORTFOLIO		52.090	52.090
**D	WISDOMTREE ISSUER PUBLIC LIMITED COMPANY		6.709	6.709
**D	DIVERSIFIED MARKETS (2010) POOLED FUND TRUST		8.137	8.137
**D	WASHINGTON STATE INVESTMENT BOARD		180.037	180.037
**D	WSIB INVESTMENTS (PUBLIC EQUITIES) POOLED FUND TRUST		14.501	14.501
**D	WISDOMTREE DYNAMIC CURRENCY HEDGED EUROPE EQUITY FUND		253	253
**D	WISDOMTREE DYNAMIC CURRENCY HEDGED INTRNL EQUITY FUND		21.927	21.927
**D	WISDOMTREE DEFA EQUITY INCOME FUND		25.408	25.408
**D	WISDOMTREE INTERNATIONAL EQUITY FUND		50.417	50.417
**D	WISDOMTREE GLOBAL HIGH DIVIDEND FUND		3.137	3.137
**D	WISDOMTREE INTERNATIONAL DIVIDEND EX-FINANCIALS FUND		67.349	67.349
**D	WISDOMTREE INTERNATIONAL LARGE CAP DIVIDEND FUND		32.054	32.054
**D	WISDOMTREE EUROPE LOCAL RECOVERY FUND		433	433
**D	NEW YORK STATE TEACHERS RETIREMENT SYSTEM		161.934	161.934
**D	NEW YORK STATE TEACHERS RETIREMENT SYSTEM		11.884	11.884
**D	NEW YORK STATE TEACHERS RETIREMENT SYSTEM		3.460	3.460
**D	NEW YORK STATE TEACHERS RETIREMENT SYSTEM		58.827	58.827
**D	PENSIONFONDS METAAL OFF		256.198	256.198
**D	PRUDENTIAL RETIREMENT INSURANCE & ANNUITY COMPANY		6.075	6.075
**D	PRUDENTIAL RETIREMENT INSURANCE & ANNUITY COMPANY		15.930	15.930
**D	VALLSBURG FUND LLC		462	462
**D	WELLINGTON MANAGEMENT FUNDS (IRELAND) PLC			

LISTA ESITO DELLE VOTAZIONE  
 Oggetto: Nomina di un componente del CdA

## FAVOREVOLI

Badge	Ragione Sociale	Proprio	Delega	Totale
**D	MANULIFE ASSET MANAGEMENT INTERNATIONAL EQUITY INDEX POOLED F		10.986	10.986
**D	SS BK AND TRUST COMPANY INV FUNDS FOR TAXEXEMPT RETIREMENT PL		1.884.483	1.884.483
**D	SSGA EAFE INDEX PLUS NON-LENDING COMMON TRUST FUND		575	575
**D	SSGA RUSSELL FD GL EX-US INDEX NONLENDING QP COMMON TRUST FUND	3.759	8.159	3.759
**D	SSGA FTSE RAFI DEVELOPED 1000 INDEX NON-LENDING COMMON TR F	1.899	1.899	1.899
**D	GSO ADGM III COMMON CONTRAFTUAL FUND	337.687	337.687	337.687
**D	STATE STREET SP GLO INFRA INDEX NON-LENDING COMMON TRUST FUND	46.312	46.312	46.312
**D	SSGA MSCI EUROPE SCREENED INDEX NON-LENDING COMMON TRUST FUND	6.533	6.533	6.533
**D	MSCI EAFE PROV SCREENED INDEX NON - LENDING COMMON TR FUND	1.333	1.333	1.333
**D	GLOBAL ADVANTAGE FUNDS - MAJOR MARKETS TEILFONDS	216.740	216.740	216.740
**D	STATE STREET GLOBAL ADVISORS LUXEMBOURG SICAV	441.500	441.500	441.500
**D	AXA WORLD FUNDS	3.461.790	3.461.790	3.461.790
**D	ALLIANZ GLOBAL INVESTORS FUND	69.194	69.194	69.194
**D	BLACKROCK STRATEGIC FUNDS	33.404	33.404	33.404
**D	BLACKROCK GLOBAL INDEX FUNDS	22.763	22.763	22.763
**D	GOLDMAN SACHS FUNDS	772	772	772
**D	KIEGER FUND I	3.572	3.572	3.572
**D	KIEGER FUND I	5.748	5.748	5.748
**D	SELECT INDEX SERIES	532.703	532.703	532.703
**D	UBS ETF	120.228	120.228	120.228
**D	ISHARES MSCI ACWI ETF	146.894	146.894	146.894
**D	ISHARES EUROPE ETF	2.105.460	2.105.460	2.105.460
**D	ISHARES MSCI EAFE ETF	296.461	296.461	296.461
**D	ISHARES MSCI EAFE VALUE ETF	25.324	25.324	25.324
**D	ISHARES GLOBAL INDUSTRIALS ETF	927.994	927.994	927.994
**D	ISHARES MSCI EUROZONE ETF	970.011	970.011	970.011
**D	ISHARES MSCI ITALY CAPPED ETF	2.205	2.205	2.205
**D	ISHARES MSCI KOKUSAI ETF	2.630.120	2.630.120	2.630.120
**D	ISHARES GLOBAL INFRASTRUCTURE ETF	5.722	5.722	5.722
**D	BLACKROCK MSCI WORLD INDEX FUND OF BLACKROCK FUNDS	3.981.939	3.981.939	3.981.939
**D	BLACKROCK INST TRUST CO NA INV FUNDSFOR EMPLOYEE BENEFIT TR	588.627	588.627	588.627
**D	ISHARES CORE MSCI EAFE ETF	95.086	95.086	95.086
**D	ISHARES CORE MSCI TOTAL INTERNATIONAL STOCK ETF	816	816	816
**D	ISHARES MSCI INTERNATIONAL DEVELOPED ETF	6.372	6.372	6.372
**D	ISHARES MSCI WORLD ETF	17.685	17.685	17.685
**D	ISHARES CORE MSCI EAFE IMI INDEX ETF	6.916	6.916	6.916
**D	ISHARES MSCI EUROPE IMI INDEX ETF	10.082	10.082	10.082
**D	ISHARES MSCI ACWI LOW CARBON TARGET ETF	78.774	78.774	78.774
**D	ISHARES CORE MSCI EUROPE ETF	388	388	388
**D	ISHARES EDGE MSCI INTL SIZE FACTOR ETF	5.206	5.206	5.206
**D	ISHARES INTERNATIONAL FUNDAMENTAL INDEX ETF	1.712	1.712	1.712
**D	CONNECTICUT GENERAL LIFE INSURANCE COMPANY	1.198.863	1.198.863	1.198.863
**D	THRIFT SAVINGS PLAN			



## Assemblea Ordinaria del 21 aprile 2017

## LISTA ESITO DELLE VOTAZIONE

Oggetto: Nomina di un componente del Cda

## FAVOREVOLI

Badge	Regione Sociale	Proprio	Delega	Totale
**D	BLACKROCK CDN MSCI EAFE EQUITY INDEX FUND	134.188	134.188	134.188
**D	CDN ACWI ALPHA TILTS FUND	21.413	21.413	21.413
**D	BLACKROCK CDN WORLD INDEX FUND	14.606	14.606	14.606
**D	BLACKROCK CDN MSCI EAFE INDEX PLUS FUND	3.102	3.102	3.102
**D	BLACKROCK CDN GLOBAL INFRASTRUCTURE EQUITY INDEX FUND	376.693	376.693	376.693
**D	BLACKROCK INDEX FUNDS INC.-BLACKROCK INTERNATIONAL INDEX FUND	194.807	194.807	194.807
**D	RUSSELL DEVELOPED EX-U.S. LARGE CAP INDEX FUND B	3.785	3.785	3.785
**D	WORLD ALPHA TILTS NON-LENDABLE FUND B	431	431	431
**D	BGI MSCI EAFE EQUITY INDEX NON-LENDABLE FUND B	124.343	124.343	124.343
**D	GLOBAL ALPHA TILTS FUND B	3.077	3.077	3.077
**D	IMPACT GLOBAL ALPHA TILTS NON-LENDABLE FUND B	869	869	869
**D	BLACKROCK MSCI WORLD EQUITY ESG SCREENED INDEX FUND B	46.866	46.866	46.866
**D	EUROPEX-CONTRVERSIAL WEAPONS EQUITY INDEX FUND B	30.862	30.862	30.862
**D	GLOBAL EX US ALPHA TILTS FUND B	30.439	30.439	30.439
**D	TEACHERS' RETIREMENT SYSTEM OF THE STATE OF ILLINOIS	33.783	33.783	33.783
**D	IBM 401K PLUS PLAN	70.175	70.175	70.175
**D	DEPARTMENT OF STATE LANDS	16.912	16.912	16.912
**D	IBM RETIREMENT PLAN	8.973	8.973	8.973
**D	STATE OF ALASKA RETIREMENT AND BENEFITS PLANS	17.010	17.010	17.010
**D	COLLEGE RETIREMENT EQUITIES FUND	734.485	734.485	734.485
**D	TIIA-CREF INTERNATIONAL EQUITY INDEX FUND	286.071	286.071	286.071
**D	VALIC COMPANY I-INTERNATIONAL EQUITIES FUND	29.759	29.759	29.759
**D	METROPOLITAN SERIES FUND- MSCI EAFE INDEX PORTFOLIO	31.412	31.412	31.412
**D	STATE OF MINNESOTA	20.030	20.030	20.030
**D	STATE OF MINNESOTA	3.062	3.062	3.062
**D	JOHN HANCOCK INSURANCE COMPANY OF VERMONT	1.943	1.943	1.943
**D	SPDR MSCI ACWI EX-US ETF	62.646	62.646	62.646
**D	SPDR S+P INTERNATIONAL DIVIDEND ETF	573.594	573.594	573.594
**D	SPDR S&P GLOBAL INFRASTRUCTURE ETF	218.040	218.040	218.040
**D	SPDR S&P WORLD (EX-US) ETF	17.719	17.719	17.719
**D	SPDR S+P INTERNATIONAL INDUSTRIAL SECTOR ETF	3.052	3.052	3.052
**D	MULTI-STYLE, MULTI-MANAGER FUNDS PLC	23.900	23.900	23.900
**D	CONSOLIDATED EDISON RETIREMENT PLAN	41.599	41.599	41.599
**D	THE UNIVERSAL INSTITUTIONAL FUNDS, INC. GLOBAL INFRASTR PTF	51.816	51.816	51.816
**D	MORGAN STANLEY INSTITUTIONAL FD TR - GLOBAL STRATEGIST PTF	33.544	33.544	33.544
**D	THE UNIVERSAL INST F INC - GLOBAL STRATEGIST PORTFOLIO	11.498	11.498	11.498
**D	ONTARIO TEACHERS PENSION PLAN BOARD	83.685	83.685	83.685
**D	TEACHER RETIREMENT SYSTEM OF TEXAS	207.821	207.821	207.821
**D	NOMURA ASSET MANAGEMENT INSTITUTIONAL GLOBAL TRUST	16.000	16.000	16.000
**D	COMMON TRUST ITALY FUND	402.064	402.064	402.064
**D	GE INVESTMENTS FUNDS, INC. - TOTAL RETURN FUND	13.697	13.697	13.697
**D	ISHARES PUBLIC LIMITED COMPANY	895.852	895.852	895.852
**D	ISHARES II PUBLIC LIMITED COMPANY	1.373.748	1.373.748	1.373.748

**LISTA ESITO DELLE VOTAZIONE**  
**Oggetto: Nomina di un componente del CdA**

**FAVOREVOLI**

Badge	Ragione Sociale	Proprio	Delega	Totale
**D	ISHARES V PUBLIC LIMITED COMPANY		20.028	20.028
**D	ISHARES III PUBLIC LIMITED COMPANY		131.048	131.048
**D	ISHARES VI PUBLIC LIMITED COMPANY		4.613	4.613
**D	ISHARES IV PUBLIC LIMITED COMPANY		3.535	3.535
**D	ISHARES VII PLC		363.226	363.226
**D	BLACKROCK AM DE FOR ISHS DJ EUROZONE SUST SCR. UCITS ETF (DE)		36.943	36.943
**D	BLACKROCK AM DE FOR ISHARES EURO STOXX UCITS ETF (DE)		200.309	200.309
**D	BLACKROCK AM DE FOR ISHS STOXX EU SELECT DIV 30 UCITS ETF (DE)		948.213	948.213
**D	BLACKROCK AM DE FOR ISHS STOXX EUROPE LARGE 200 UCITS ETF (DE)		4.904	4.904
**D	BLACKROCK AM DE FOR ISHS STOXX EUROPE 600 UCITS ETF (DE)		51.213	51.213
**D	BLACKROCK AM DE FOR ISHS ST EURO600 IND.GOODS+SER.UCITS ETF		325.208	325.208
**D	ISHARES I INV MIT TGV F ISHS ST EURO600 IND.GOODS+SER.UCITS ETF		20.732	20.732
**D	BLACKROCK AM DE FOR ISHARES STOXX EUROPE 600 UCITS ETF (DE)		1.975	1.975
**D	NAT WESTM BK PLC ATF THE PRUD QUAL INV SC UM UT- PRUD E OIS F		29.748	29.748
**D	BLACKROCK AM SCHWEIZ AG OBO BIFS WORLD EX SWITZ EQ INDEX FUND		25.498	25.498
**D	PACE INTERNATIONAL EQUITY INVESTMENTS		15.150	15.150
**D	MANAGED PENSION FUNDS LIMITED		888	888
**D	THE TRUSTEES OF CONOCOPHILLIPS PENSION PLAN		14.769	14.769
**D	BRUNEI INVESTMENT AGENCY		13.284	13.284
**D	FAMILY INVESTMENTS CHILD TRUST FUND		387.858	387.858
**D	FAMILY INVESTMENTS GLOBAL ICVC FAMILY BALANCED INT FUND		115.867	115.867
**D	HSBC AS TRUSTEE FOR SSGA EUROPE EX UK EQUITY TRACKER FUND		35.343	35.343
**D	BNY MELLON TR+DEP ATF ST. JAMES'S PLACE GLOBAL EQ UNIT TR		104.309	104.309
**D	CUMBRIA LOCAL GOVERNMENT PENSION SCHEME		3.833.478	3.833.478
**D	OMNIS MANAGED INVESTMENTS ICVC - OMNIS MULTI-ASSET INCOME FUND		1.715	1.715
**D	FIRST STATE INV ICVC - FIRST STATE GLOBAL LISTED INFRA FUND		10.852	10.852
**D	THE TRUSTEES OF GOLDMAN SACHS UK RETIREMENT PLAN		366.842	366.842
**D	M+G INVESTMENT FUNDS (1) - M+G EUROPEAN INDEX TRACKER FUND		51.364	51.364
**D	M+G INVESTMENT FUNDS (14) - M+G INCOME ALLOCATION FUND		58.593	58.593
**D	STICHTING PHILLIPS PENSIOENFONDS		643.553	643.553
**D	MULTI-MANAGER ICVC - MULTI-MANGER INTERNATIONAL EQUITY FUND		352.597	352.597
**D	LEGG MASON FUNDS ICVC- LEGG MASON IF RARE GLOBAL INF INC FUND		24.544	24.544
**D	M+G INVESTMENT FUNDS (11) - M+G EPISODE INCOME FUND		494	494
**D	BAHRAIN MUMTALAKAT HOLDING COMPANY		3.990	3.990
**D	NGAM INVESTMENT FUNDS U.K. ICVC - SEYOND FACT + EU EX UK EQ F		61.460	61.460
**D	THE TRUSTEES OF SAL PENSION SCHEME		137.631	137.631
**D	VANGUARD INV FDS ICVC-VANG FTSE DEV WOR LD EX - UK EQT IND FD		586	586
**D	VANGUARD INV F ICVC-VANGUARD FTSE DEV EUROPE EX-UK EQ INDEX F		19.790	19.790
**D	VANGUARD INV FUNDS ICVC-VANGUARD FTSE GLOB ALL CAP IND FUND		2.423	2.423
**D	STATE STREET INTERNATIONAL EQUITIES INDEX TRUST		36.342	36.342
**D	SPDR S+P WORLD EX AUSTRALIA FUND		211.480	211.480
**D	SPDR S+P GLOBAL DIVIDEND FUND		1.178	1.178
**D	ARGO GLOBAL LISTED INFRASTRUCTURE LIMITED		3.191	3.191
**D	CHRISTIAN SUPER			
**D	CHRISTIAN SUPER			



## LISTA ESITO DELLE VOTAZIONE

Oggetto: Nomina di un componente del CdA

## FAVOREVOLI

Badge	Regione Sociale	Proprio	Delega	Totale
**D	FIRST STATE SUPERANNUATION SCHEME	59.471	59.471	59.471
**D	RUSSELL GLOBAL LISTED INFRASTR FUND - (DOLLAR SIGN) A HEDGED	232.397	232.397	232.397
**D	LAZARD GLOBAL LISTED INFRASTRUCTURE FUND	2.759.795	2.759.795	2.759.795
**D	STATE STREET INT ECTS INDEX TRUST EX TOBACCO EX CONTR WEAPONS	2.804	2.804	2.804
**D	LAZARD GLOBAL EQUITY FRANCHISE FUND	23.469	23.469	23.469
**D	STATE PUBLIC SECTOR SUPERANNUATION SCHEME	15.136	15.136	15.136
**D	AXA IM ACWI SMARTBETA EQUITY FUND	3.500	3.500	3.500
**D	SUNSUPER SUPERANNUATION FUND	25.009	25.009	25.009
**D	UBS IQ MSCI WORLD EX AUSTRALIA ETHICAL ETF	309	309	309
**D	UBS IQ MSCI EUROPE ETHICAL ETF	282	282	282
**D	THE TRUSTEES OF BP PENSION FUND	7.545	7.545	7.545
**D	AMERGEN CLINTON NUCLEAR POWER PLANT NONQUALIFIED FUND	1.302	1.302	1.302
**D	THE ANNENBERG FOUNDATION	1.044	1.044	1.044
**D	ANNE RAY FOUNDATION	10.221	10.221	10.221
**D	COMBUSTION ENGINEERING 524(G) ASBESTOS PI TTRUST	882	882	882
**D	CHURCH OF ENGLAND INVESTMENT FUND FOR PENSIONS	9.659	9.659	9.659
**D	THE NORTHERN TRUST COMPANY SUB-ADVISED COLLECTIVE FUNDS TRUST	344.557	344.557	344.557
**D	NORTHERN FUNDS INTERNATIONAL GROWTH EQUITY FUND	11.682	11.682	11.682
**D	ACORN 1998 TRUST	326	326	326
**D	EXELON PEACH BOTTOM UNIT 1 QUALIFIED FUND	516	516	516
**D	EXELON FITZPATRICK NONQUALIFIED FUND	4.360	4.360	4.360
**D	EXELON FITZPATRICK QUALIFIED FUND	290	290	290
**D	FORD MOTOR COMPANY DEFINED BENEFIT MASTER TRUST	16.420	16.420	16.420
**D	ILLINOIS TOOL WORKS INC. MASTER TRUST	25.530	25.530	25.530
**D	JTW TRUST NO. 3 UAD 9/19/02	2.315	2.315	2.315
**D	JTW TRUST NO. 1 UAD 9/19/02	1.117	1.117	1.117
**D	JTW TRUST NO. 4 UAD 9/19/02	2.817	2.817	2.817
**D	JTW TRUST NO. 2 UAD 9/19/02	1.217	1.217	1.217
**D	MARGARET A. CARGILL FOUNDATION	7.419	7.419	7.419
**D	MICHIGAN CATHOLIC CONFERENCE MASTER PENSION TRUST	2.800	2.800	2.800
**D	PLEIADES TRUST	1.961	1.961	1.961
**D	UBS FINANCIAL SERVICES INC PENSION PLAN TRUST	8.475	8.475	8.475
**D	PITZER COLLEGE	361	361	361
**D	SAMFORD UNIVERSITY PENSION PLAN TRUST	736	736	736
**D	AVANDA GLOBAL MULTI-ASSET MASTER FUND	48.000	48.000	48.000
**D	HRW TESTAMENTARY TRUST NO 3	2.073	2.073	2.073
**D	HRW TESTAMENTARY TRUST NO 1	2.573	2.573	2.573
**D	HRW TRUST NO 2 UAD 01/17/03	1.676	1.676	1.676
**D	HRW TESTAMENTARY TRUST NO. 10	998	998	998
**D	HRW TRUST NO 1 UAD 01/17/03	2.382	2.382	2.382
**D	WHEELS COMMON INVESTMENT FUND	23.864	23.864	23.864
**D	HRW TESTAMENTARY TRUST NO. 11	2.568	2.568	2.568
**D	HRW TESTAMENTARY TRUST NO 6	2.099	2.099	2.099



**LISTA ESITO DELLE VOTAZIONE**  
**Oggetto: Nomina di un componente del CdA**

**FAVOREVOLI**

Badge	Ragione Sociale	Proprio	Delega	Totale
**D	HRW TESTAMENTARY TRUST NO 4		2.041	2.041
**D	HRW TESTAMENTARY TRUST NO. 9		3.101	3.101
**D	HRW TESTAMENTARY TRUST NO. 8		2.472	2.472
**D	HRW TESTAMENTARY TRUST NO 2		1.679	1.679
**D	HRW TESTAMENTARY TRUST NO. 7		2.729	2.729
**D	HRW TRUST NO 4 UAD 01/17/03		1.152	1.152
**D	HRW TESTAMENTARY TRUST NO 5		2.158	2.158
**D	HRW TESTAMENTARY TRUST NO. 12		1.697	1.697
**D	HRW TRUST NO 3 UAD 01/17/03		1.152	1.152
**D	HRW TRUST NO 3 UAD 01/17/03		327	327
**D	EYELON CORPORATION NUCLEAR DECOMMISSION TRUST - NON TAX QUAL	17.206	17.206	17.206
**D	CHEVRON MASTER PENSION TRUST	64.479	64.479	64.479
**D	CHEVRON UK PENSION PLAN	8.865	8.865	8.865
**D	A.I.DUPONT TESTAMENTARY TRUST	12.215	12.215	12.215
**D	GENERAL PENSION AND SOCIAL SECURITY AUTHORITY	771	771	771
**D	BEAT DRUGS FUND ASSOCIATION	394.518	394.518	394.518
**D	HONG KONG SAR GOVERNMENT EXCHANGE FUND	26.700	26.700	26.700
**D	ATIVO INTERNATIONAL EQUITY FUND LP	1.236	1.236	1.236
**D	BUNTING INTERNATIONAL DEVELOPED EQUITY TE LLC	623	623	623
**D	CARROLL AVENUE PARTNERS LLC	14.733	14.733	14.733
**D	CARNELIAN INVESTMENT MANAGEMENT LLC	3.337	3.337	3.337
**D	STATES OF JERSEY COMMON INVESTMENT FUND	813	813	813
**D	DYNASTY INVEST, LTD	461	461	461
**D	DEFI LP EQUITY (PASSIVE)	5.125	5.125	5.125
**D	EVA VALLEY MA1 LLC	44.984	44.984	44.984
**D	PYRAMIS GLOBAL EX U.S.INDEX FUND LP	3.268	3.268	3.268
**D	FS OVERLAY C - PARAMETRIC	4.192	4.192	4.192
**D	FOURTH AVENUE INVESTMENT COMPANY	617	617	617
**D	FIDDLER PARTNERS LLC	3.055	3.055	3.055
**D	THE BUNTING FAM INT DEVELOPED EQUITY LIMITED LIABILITY CO	6.209	6.209	6.209
**D	INTERNATIONAL EQUITY FUND	1.221	1.221	1.221
**D	THE JBUT MASTER INVESTMENT PARTNERSHIP LLP	44.401	44.401	44.401
**D	NTGT-QM COMMON DAILY EAFE INDEX FUND - NON LENDING	8.462	8.462	8.462
**D	LAKE AVENUE INVESTMENTS, LLC	16.913	16.913	16.913
**D	LEGAL & GENERAL MSCI EAFE FUND, LLC	602	602	602
**D	LEHMAN-STAMM FAMILY PARTNERS LLC	5.157	5.157	5.157
**D	LTW GROUP HOLDINGS, LLC	9.311	9.311	9.311
**D	LTW INVESTMENTS LLC	1.217	1.217	1.217
**D	LOY PARTNERSHIP, LLC	805	805	805
**D	MF INTERNATIONAL FUND LLC	6.181	6.181	6.181
**D	82A HOLDINGS, LLC	2.148	2.148	2.148
**D	NELKE PARTNERSHIP	48.800	48.800	48.800
**D	OHANA HOLDINGS LLC	1.398	1.398	1.398
**D	OMEGA FTIP LIMITED PARTNERSHIP			



LISTA ESITO DELLE VOTAZIONE

Oggetto: Nomina di un componente del CdA

FAVOREVOLI

Badge	Ragione Sociale	Proprio	Delega	Totale
**D	ORIZABA, LP		19.554	19.554
**D	CINDY SPRINGS, LLC		2.710	2.710
**D	NTGI-QM COMMON DAILY ALL COUNWD EX-US INV MKT INDEX F NONLEND		10.991	10.991
**D	RDM LIQUID LLC		3.494	3.494
**D	ROTHKO ALL COUNTY WORLD EX-US EQUITY FUND LP		846	846
**D	RAMI PARTNERS, LLC		7.168	7.168
**D	SENTINEL INTERNATIONAL FUND		1.307	1.307
**D	SENTINEL INTERNATIONAL TRUST		2.378	2.378
**D	SIM GLOBAL BALANCED TRUST.		568	568
**D	SILVER GROWTH FUND, LP		4	4
**D	GLOBAL BOND FUND		5.124	5.124
**D	FCM INTERNATIONAL LLC		589	589
**D	MALACHITE 35 TRUST		10.125	10.125
**D	FORTRESS INTERNATIONAL EQUITY PARTNERSHIP 1C"		2.794	2.794
**D	K INVESTMENTS SH LIMITED		61.895	61.895
**D	LEGAL & GENERAL MSCI EAFE SL FUND, LLC		14.172	14.172
**D	NTGI-QM COMMON DAILY EAFE INDEX FUND - LENDING		31.252	31.252
**D	NTGI - QM COMM DAILY ALL COUNTRY WD EX-US EQ INDEX F - LEND		17.562	17.562
**D	UNITED NATIONS, ON BEHALF OF UNITED NATIONS UNIVERSITY END F		6.100	6.100
**D	INTERNATIONAL MONETARY FUND STAFF RETIREMENT PLAN		440	440
**D	UNIT NAT RELIEF AND WORKS AG FOR PALEST REF IN THE NEAR EAST		2.256	2.256
**D	NATIONAL COUNCIL FOR SOCIAL SECURITY FUND, P.R.C		47.121	47.121
**D	NATIONAL COUNCIL FOR SOCIAL SECURITY FUND, P.R.C		64.658	64.658
**D	GIC PRIVATE LIMITED		19.955	19.955
**D	FIDELITY INVESTMENT TRUST FIDELITY INTERNATIONAL CAPITAL APPRECIATION		419.713	419.713
**D	FIDELITY SALEM STREET TRUST; FIDELITY FLEX INTERN INDEX FUND		42	42
**D	FIDELITY SALEM STREET TRUST FIDELITY SERIES GLOBAL EX U.S. INDEX FUND		90.281	90.281
**D	HAGFORS LIMITED		10.808	10.808
**D	BLUE SKY GROUP		47.515	47.515
**D	NEW ZEALAND SUPERANNUATION FUND		70.471	70.471
**D	NEW ZEALAND SUPERANNUATION FUND		26.129	26.129
**D	NEW ZEALAND SUPERANNUATION FUND		11.493	11.493
**D	QIC INTERNATIONAL EQUITIES FUND		1.362	1.362
**D	QUEENSLAND INVESTMENT TRUST NO.2		5.946	5.946
**D	ACT CHIEF MINISTER, TREAS AND ECO DEV DIR SUPERANN PROV ACC		12.625	12.625
**D	ENERGY INVESTMENT FUND		277.737	277.737
**D	MAGELLAN INFRASTRUCTURE FUND (UNHEDGED)		273.612	273.612
**D	GOVERNMENT EMPLOYEES SUPERANNUATION BOARD		55.774	55.774
**D	GOVERNMENT EMPLOYEES SUPERANNUATION BOARD		7.555	7.555
**D	GOVERNMENT EMPLOYEES SUPERANNUATION BOARD		273.778	273.778
**D	MERCER PASSIVE INTERNATIONAL SHARES FUND		8.185	8.185
**D	PARTNERS GROUP GLOBAL MULTI-ASSET FUND		5.600	5.600
**D	MAGELLAN CORE INFRASTRUCTURE FUND		108.609	108.609

LISTA ESITO DELLE VOTAZIONE  
 Oggetto: Nomina di un componente del CdA

FAVOREVOLI

Badge	Ragione Sociale	Proprio	Delega	Totale
**D	MAGELLAN INFRASTRUCTURE FUND	591.719	591.719	591.719
**D	CSAA INSURANCE EXCHANGE	20.228	20.228	20.228
**D	CLEARWATER INTERNATIONAL FUND	18.890	18.890	18.890
**D	HUBBELL INCORPORATED MASTER PENSION TRUST	35.759	35.759	35.759
**D	STATE OF IDAHO ENDOWMENT FUND INVESTMENT BOARD	1.245	1.245	1.245
**D	MORGAN STANLEY DEFINED CONTRIBUTION MASTER TRUST	48.977	48.977	48.977
**D	NORTHERN MULTI MANAGER GLOBAL LISTED INFRASTRUCTURE FUND	3.126.411	3.126.411	3.126.411
**D	MICHIGAN CATHOLIC CONFERENCE	1.365	1.365	1.365
**D	NORTHERN FUNDS - INTERNATIONAL EQUITY INDEX FUND	138.783	138.783	138.783
**D	MASTER TR AGREE BETWEEN PFIZER INC AND THE NORTHERN TR CO	4.321	4.321	4.321
**D	PRESBYTERIAN CHURCH (USA) FOUNDATION	1.053	1.053	1.053
**D	NORTHERN TRUST GLOBAL INVESTMENTS COLLECTIVE FUNDS TRUST	845.092	845.092	845.092
**D	ST. JOSEPH HEALTH SYSTEM	1.489	1.489	1.489
**D	VOL EMPL BEN ASS OF THE NON-REPR EMPL OF SOUT CAL EDISON CO	2.429	2.429	2.429
**D	1999 VOL EMPL BEN ASS NON-REPR EMPL OF SOUT CAL EDISON CO	981	981	981
**D	SAMFORD UNIVERSITY	352	352	352
**D	THE TRUSTEES OF THE HENRY SMITH CHARITY	14.684	14.684	14.684
**D	TRINITY COLLEGE CAMBRIDGE	1.634	1.634	1.634
**D	UBS 401 (K) PLAN TRUST	42.845	42.845	42.845
**D	USAA MASTER TRUST (PENSION AND RSP)	3.141	3.141	3.141
**D	BANNER HEALTH	61.100	61.100	61.100
**D	DUKE ENERGY CORPORATION MASTER RETIREMENT TRUST	49.791	49.791	49.791
**D	FRESNO COUNTY EMPLOYEES' RETIREMENT ASSOCIATION	67.123	67.123	67.123
**D	FRESNO COUNTY EMPLOYEES' RETIREMENT ASSOCIATION	1.485	1.485	1.485
**D	STICHTING INSTITUUT GAK	1.234	1.234	1.234
**D	ILLINOIS MUNICIPAL RETIREMENT FUND	11.340	11.340	11.340
**D	LOS ANGELES CITY EMPLOYEES RETIREMENT SYSTEM	40.820	40.820	40.820
**D	CITY OF LOS ANGELES FIRE AND POLICE PENSION PLAN	22.550	22.550	22.550
**D	CITY OF LOS ANGELES FIRE AND POLICE PENSION PLAN	4.500	4.500	4.500
**D	LOCKHEED MARTIN CORPORATION MASTER RETIREMENT TRUST	77.432	77.432	77.432
**D	LOCKHEED MARTIN CORPORATION MASTER RETIREMENT TRUST	24.684	24.684	24.684
**D	POLICEMEN'S ANNUITY AND BENEFIT FUND OF CHICAGO	42.337	42.337	42.337
**D	POLICEMEN'S ANNUITY AND BENEFIT FUND OF CHICAGO	25.265	25.265	25.265
**D	STATE UNIVERSITIES RETIREMENT SYSTEM	156.679	156.679	156.679
**D	CITY OF TALLAHASSEE	31.322	31.322	31.322
**D	UTAH STATE RETIREMENT SYSTEMS	77.010	77.010	77.010
**D	WYOMING RETIREMENT SYSTEM	5.773	5.773	5.773
**D	FORD MOTOR COMPANY OF CANADA, LIMITED PENSION TRUST	4.904	4.904	4.904
**D	HSBC INTERNATIONAL EQUITY POOLED FUND	16.346	16.346	16.346
**D	HALIFAX REGIONAL MUNICIPALITY MASTER TRUST	7.695	7.695	7.695
**D	NAV CANADA PENSION PLAN	8.847	8.847	8.847
**D	OPSEU PENSION PLAN TRUST FUND	3.465	3.465	3.465
**D	FUTURE FUND BOARD OF GUARDIANS FOR AND ON BEHALF OF FUTURE F	58.530	58.530	58.530



## LISTA ESITO DELLE VOTAZIONE

Oggetto: Nomina di un componente del CdA

## FAVOREVOLI

Badge	Ragione Sociale	Proprio	Delega	Totale
**D	FUTURE FUND INVESTMENT COMPANY NO.2 PTY LTD	609.297	609.297	609.297
**D	IBM DIVERSIFIED GLOBAL EQUITY FUND	10.845	10.845	10.845
**D	GARD COMMON CONTRACTUAL FUND	1.644	1.644	1.644
**D	NATIONAL WESTMINSTER BANK PLC AS TR OF JUPITER EUROP INC F	65.508	65.508	65.508
**D	COMMONWEALTH SUPERANN CORP ATF ARIA INVESTMENTS TR	40.215	40.215	40.215
**D	MAGELLAN INFRASTRUCTURE FUND (CURRENCY HEDGED)	27.871	27.871	27.871
**D	THE BANK OF IRELAND STAFF PENSIONS FUND	177.853	177.853	177.853
**D	STICHTING HEINEREN PENSIOENFONDS	30.041	30.041	30.041
**D	THE TRUSTEES OF IBM PENSION PLAN	13.941	13.941	13.941
**D	STICHTING PENSIOENFONDS IBM NEDERLAND	4.411	4.411	4.411
**D	STICHTING PENSIOENFONDS SAGITTARIUS	14.215	14.215	14.215
**D	LOTHIAN PENSION FUND	138.384	138.384	138.384
**D	TYNE AND WEAR PENSION FUND	66.791	66.791	66.791
**D	NORTHERN TRUST UCITS COMMON CONTRACTUAL FUND	104.382	104.382	104.382
**D	PUBLIC EMPLOYEES RETIREMENT ASSOCIATION OF COLORADO	116.279	116.279	116.279
**D	COMMONWEALTH GLOBAL LISTED INFRASTRUCTURE FUND 7	35.384	35.384	35.384
**D	COMMONWEALTH GLOBAL LISTED INFRASTRUCTURE FUND 6	1.123.199	1.123.199	1.123.199
**D	COMMONWEALTH GLOBAL LISTED INFRASTRUCTURE FUND 4	167.802	167.802	167.802
**D	COLONIAL FIRST STATE WHOLESALE GLOBAL LISTED INFR SEC F	879.325	879.325	879.325
**D	COLONIAL FIRST STATE WHOLESALE INDEXED GLOBAL SHARE FUND	20.415	20.415	20.415
**D	COMMONWEALTH GLOBAL SHARE FUND 29	1.349	1.349	1.349
**D	HSBC UCITS COMMON CONTRACTUAL FUND	1.171	1.171	1.171
**D	KLEINWORT BENSON INVESTORS GLOBAL INVESTMENT FUND	3.398	3.398	3.398
**D	MUNICIPAL EMPLOYEES' ANNUITY AND BENEFIT FUND OF CHICAGO	4.147	4.147	4.147
**D	INVESTCO ITALIAN HOLDINGS SRL	66.513.016	66.513.016	66.513.016
**D	LEGAL & GENERAL GLOBAL EQUITY INDEX FUND	1.608	1.608	1.608
**D	NAT WEST BK AS TRUSTEE OF LEGAL & GENERAL EUROPEAN INDEX TR	298.546	298.546	298.546
**D	NAT WEST BK PLC AS TRUSTEE OF THE LEGAL & GENERAL INT IND TR	24.572	24.572	24.572
**D	LEGAL & GENERAL ICAV	3.280	3.280	3.280
**D	MFG INVESTMENT FUND PLC	17.733	17.733	17.733
**D	POLAR CAPITAL FUNDS PLC	15.837	15.837	15.837
**D	SSGA GROSS ROLL UP UNIT TRUST	18.878	18.878	18.878
**D	KLEINWORT BENSON INVESTORS INSTITUTIONAL FUND PLC	176.257	176.257	176.257
**D	NORTHERN TRUST INVESTMENT FUNDS PUBLIC LIMITED COMPANY	36.128	36.128	36.128
**D	LEGAL AND GENERAL AUTHORISED CONTRACTUAL SCHEME	1.048	1.048	1.048
**D	LEGAL & GENERAL AUTHORISED CONTRACTUAL SCHEME	7.576	7.576	7.576
**D	ILLINOIS STATE BOARD OF INVESTMENT	44.831	44.831	44.831
**D	BANCO NACIONAL DE PANAMA, ACTING AS TRUSTEE OF THE FIDEICOMISO DE FONDO DE AHORRO DE PANAMA	1.512	1.512	1.512
**D	STICHTING BEDRIJFT VOOR HET SCHOONMAAK EN GLAZ	11.048	11.048	11.048
**D	STICHTING FONDS 1818 TOT NUT VAN HET ALGEMEEN	4.172	4.172	4.172
**D	KOMMUNAL LANDSPENSJONSKASSE GJENSIDIG FORSIKRINGSSELSKAP	27.442	27.442	27.442
**D	ABU DHABI RETIREMENT PENSIONS AND BENEFITS FUND	35.938	35.938	35.938
**D	FUARDE AP-FONDEN	168.703	168.703	168.703

**LISTA ESITO DELLE VOTAZIONE**  
**Oggetto: Nomina di un componente del CdA**

**FAVOREVOLI**

Badge	Regione Sociale	Proprio	Delega	Totale
**D	STICHTING DOUWE EGBERTS PENSIOENFONDS		15.792	15.792
**D	STICHTING DOUWE EGBERTS PENSIOENFONDS		61.959	61.959
**D	STICHTING BEDRIJFT VOOR HET BEROEPSVERVOER OVER DE WEG		25.628	25.628
**D	STICHTING PENSIOENFONDS ING		160.922	160.922
**D	STICHTING PENSIOENFONDS TILLAEGSPENSION		57.877	57.877
**D	ARBEJDSMARKEDETS TILLAEGSPENSION		23.843	23.843
**D	VERDIPAPIRFONDET KLP AKSJEGLOBAL INDEX 1		468.420	468.420
**D	VERDIPAPIRFONDET KLP AKSJEEUROPA INDEKS 1		86.614	86.614
**D	VERDIPAPIRFONDET KLP AKSJEGLOBAL LAVBETA I		350	350
**D	NORTHERN TRUST UCITS FGR FUND		1.115	1.115
**D	STICHTING PENSIOENFONDS CAMPINA		49.237	49.237
**D	AMUNDI SIF EUROPEAN EQUITY INDEX FUND		322	322
**D	AMUNDI FUNDS EQUITY EURO RISK PARITY		208.988	208.988
**D	FONDACO ROMA EURO BALANCED CORE		89.044	89.044
**D	SEYOND EUROPE MINVARIANCE		1.982	1.982
**D	SEYOND GLOBAL MINVARIANCE		15.940	15.940
**D	FONDAZIONE ROMA SIF - EQUITY SLEEVE		1.089.320	1.089.320
**D	LA SAUVERGARDE		300.400	300.400
**D	GMF VIE		392.203	392.203
**D	GMF ASSURANCES		5.250	5.250
**D	MMA IARD S.A.		26.550	26.550
**D	FIDELIA ASSISTANCE		419.302	419.302
**D	ASSISTANCE PROTECTION JURIDIQUE		18.800	18.800
**D	MAAF VIE		15.096	15.096
**D	ASSURANCES BANQUE POPULAIRE IARD		31.950	31.950
**D	MAAF SANTE		57.439	57.439
**D	FCP EDMOND DE ROTHSCHILD EURO SRI		6.636	6.636
**D	FCP RSI EURO P		6.703	6.703
**D	FCP ICARE		37.632	37.632
**D	AGIRA RETRAITE DIVERSIFIE		56.662	56.662
**D	FCP AMUNDI HORIZON		794.610	794.610
**D	PREDIQUANT A2 - DIVIDENDES EURO		12.886	12.886
**D	GRD 18 ACTIONS		292.113	292.113
**D	FCP PORTFOLIO LCR ACTIONS		70.110	70.110
**D	FCP COVEA FINANCE ACTIONS EUROPE INSTIIT II		112.000	112.000
**D	COVEA FINANCE EUROPE INSTITUTIONNELS II		11.819	11.819
**D	FCP CAVEC METROPOLE DIVERSIFIE		21.774	21.774
**D	IBM FRANCE		139.230	139.230
**D	FCP BOURBON 4		21.624	21.624
**D	FCP LBPM ACTIONS EUROPE		13.850	13.850
**D	FCP TONI ACTIONS 100		140.778	140.778
**D	FCP TUTELAIRE ACTIONS		187.278	187.278
**D	FCP VIVACCIO ACTIONS		240.520	240.520
**D	LBPM ACTIONS MONDE			
**D	SICAV LBPM ACTIONS EURO			

Pagina 37

23

1505

1522 Teste:

17 Azionisti in delega:

Azionisti:

Azionisti in proprio:



LISTA ESITO DELLE VOTAZIONE  
 Oggetto: Nomina di un componente del CdA

## FAVOREVOLI

Badge	Ragione Sociale	Proprio	Delega	Totale
**D	LBPAM PROFIL 80 PEA	20.823	20.823	20.823
**D	LBPAM PROFIL 100	12.059	12.059	12.059
**D	FC CARPIMKO	35.425	35.425	35.425
**D	CONCORDE 96	20.119	20.119	20.119
**D	FCP NATIXIS IONIS	2.763	2.763	2.763
**D	OACET	21.140	21.140	21.140
**D	FCP EUREUIL PROFIL 90	196.118	196.118	196.118
**D	FCP CARPIMKO EUROPE	9.211	9.211	9.211
**D	FCP ABP PEP	18.093	18.093	18.093
**D	FCP RSRC DIVERSIFIE	42.235	42.235	42.235
**D	CARBP DIVERSIFIE	32.470	32.470	32.470
**D	FCP RL PREVOYANCE	15.952	15.952	15.952
**D	FCPE BIB DYNAMIQUE	10.202	10.202	10.202
**D	FCPE SAFRAN DYNAMIQUE	39.412	39.412	39.412
**D	EGERPARGNE 2	42.714	42.714	42.714
**D	FCPE HUTCHINSON ACTIONS	7.027	7.027	7.027
**D	SAFRAN MIXTE	8.245	8.245	8.245
**D	FCPE NATIXIS ES ACTIONS EURO	50.883	50.883	50.883
**D	BIB EQUILIBRE	4.926	4.926	4.926
**D	LBPAM ACTIONS DIVIDENDES EUROPE	508.912	508.912	508.912
**D	TOTAL DIVERSIFIE EQUILIBRE ET SOLIDAIRE	9.754	9.754	9.754
**D	FCP AMUNDI ACTIONS EUROPE ISR	8.071	8.071	8.071
**D	SICAV AMUNDI ACTIONS EURO ISR	21.191	21.191	21.191
**D	ASSURDIX	883	883	883
**D	FCP AMUNDI ETF MSCI EUROPE EX EMU PEA UCITS ETF	79.028	79.028	79.028
**D	ATOUT EUROPE SMART BETA	4.593	4.593	4.593
**D	LCL ACTIONS EUROPE SMART BETA	2.105	2.105	2.105
**D	COVEA ACTIONS RENDEMENT	560.500	560.500	560.500
**D	SICAV COVEA FINANCE HORIZON DURABLE	51.529	51.529	51.529
**D	FCP COVEA FINANCE ACTI EUROPE	178.587	178.587	178.587
**D	FCP COVEA PATRIMOINE	53.805	53.805	53.805
**D	CROISSANCE DIVERSIFIEE	2.114	2.114	2.114
**D	CDC AD-EUROPE	28.025	28.025	28.025
**D	IXIS EURO ACTIONS	210.348	210.348	210.348
**D	FCP EUREUIL PROFIL 75	83.311	83.311	83.311
**D	NATIXIS ACTIONS EUROPE SECTEURS	6.778	6.778	6.778
**D	NATIXIS ACTIONS EUROPEENNES	52.904	52.904	52.904
**D	NATIXIS ASSET MANAGEMENT SA	174.399	174.399	174.399
**D	OPCVM SEYOND EQUITY FACTOR INVESTING EURO	5.066	5.066	5.066
**D	NATIXIS LCR ACTIONS EURO	26.123	26.123	26.123
**D	SEYOND EQUITY CAPITAL OPTIM	780	780	780
**D	AMUNDI INDEX SOLUTIONS	2.795	2.795	2.795
**D	STG PFDS CORP EXPRESS MANDAAT ALLIANCE CAPITA	2.747	2.747	2.747

**LISTA ESITO DELLE VOTAZIONE**  
**Oggetto: Nomina di un componente del Cda**

**FAVOREVOLI**

Badge	Ragione Sociale	Proprio	Delega	Totale
**D	STG BPF VOOR HET LEVENSMID. BEDRIJF IPM		16.250	16.250
**D	STG PFDS V.D. GRAFISCHE		144.648	144.648
**D	STG PFDS AHOLD		19.455	19.455
**D	ST. SPOORWEGPDS MANDAAT BLACKROCK		5.938	5.938
**D	STICHTING PENSIOENFONDS OPENBAAR VERVOER		2.799	2.799
**D	STG PFDS ACHMEA MANDAAT BLACKROCK		21.683	21.683
**D	STG BEDRIJFSTAKEPDS V H		5.197	5.197
**D	STG BEDFDS VD LANDBOUW MANDAAT BLACKROCK		59.156	59.156
**D	STG BPF VD DETAILHANDEL MND BLACKROCK MSCI EMEA		72.913	72.913
**D	PETTELAAR EFFECTENBEW. INZ. SNSRESP. IND. FND		69.450	69.450
**D	BRIDGEWATER PURE ALPHA TRADING COMPANY II, LTD		1.213.559	1.213.559
**D	RUSSELL GLOBAL INFRASTRUCTURE POOL		1.517.970	1.517.970
**D	THE CANADA LIFE ASSURANCE COMPANY		52.240	52.240
**D	THE CANADIAN MEDICAL PROTECTIVE ASSOCIATION		20.249	20.249
**D	BNY MELLON EMPLOYEE BENEFIT COLLECTIVE INVESTMENT FUND PLAN		333.894	333.894
**D	BMO GLOBAL INFRASTRUCTURE FUND		26.111	26.111
**D	THE GREAT-WEST LIFE ASSURANCE COMPANY		4.600	4.600
**D	THE GREAT-WEST LIFE ASSURANCE COMPANY		42.527	42.527
**D	COUNSEL DEFENSIVE GLOBAL EQUITY		519	519
**D	IG MACKENZIE DIVIDEND GROWTH FUND		162.700	162.700
**D	IG MACKENZIE STRATEGIC INCOME FUND		30.100	30.100
**D	BMO MSCI EAFE INDEX ETF		26.001	26.001
**D	BMO INTERNATIONAL DIVIDEND ETF		67.426	67.426
**D	LONDON LIFE INSURANCE COMPANY		497.855	497.855
**D	MACKENZIE CANADIAN LARGE CAP DIVIDEND FUND		83.900	83.900
**D	GLOBAL INFRASTRUCTURE EQUITY FUND LONDON CAPITAL		14.830	14.830
**D	MACKENZIE CANADIAN LARGE CAP DIVIDEND CLASS		4.700	4.700
**D	MACKENZIE STRATEGIC INCOME FUND		358.449	358.449
**D	MACKENZIE GLOBAL DIVIDEND FUND		433.851	433.851
**D	MACKENZIE INCOME FUND		66.600	66.600
**D	MACKENZIE CANADIAN LARGE CAP DIVIDEND & GROWTH FUND		68.500	68.500
**D	U.S. AND INTERNATIONAL SPECIALTY CLASS		3.680	3.680
**D	CF NCML GLOBAL EQUITY INCOME FUND		17.376	17.376
**D	THE GLENORE CANADIAN PENSION FUNDS TRUST-FOREIGN EQUITY FUND		95.967	95.967
**D	HYDRO ONE PENSION PLAN		268.810	268.810
**D	ONTARIO PENSION BOARD		126.262	126.262
**D	ONTARIO POWER GENERATION INC. PENSION PLAN		134.265	134.265
**D	BMO CANADA PENSION PLAN		22.533	22.533
**D	RENAISSANCE INTERNATIONAL DIVIDEND FUND		2.155	2.155
**D	RENAISSANCE GLOBAL INFRASTRUCTURE FUND		2.373.834	2.373.834
**D	RENAISSANCE REAL ASSETS PRIVATEPOOL		65.000	65.000
**D	STATE OF WISCONSIN INVESTMENT BOARD		299.615	299.615
**D	TD EMERALD INTERNATIONAL EQUITYINDEX FUND		96.920	96.920



**LISTA ESITO DELLE VOTAZIONE**  
**Oggetto: Nomina di un componente del CdA**

**FAVOREVOLI**

Badge	Ragione Sociale	Proprio	Delega	Totale
**D	DUKE UNIVERSITY		13.415	13.415
**D	TD EUROPEAN INDEX FUND		2.921	2.921
**D	TD INTERNATIONAL EQUITY INDEX ETF		256	256
**D	PUBLIC SECTOR PENSION INVESTMENT BOARD		194.642	194.642
**D	IMPERIAL INTERNATIONAL EQUITY POOL		17.456	17.456
**D	IMPERIAL GLOBAL EQUITY INCOME POOL		144.938	144.938
**D	IMPERIAL GLOBAL EQUITY INCOME POOL		203.615	203.615
**D	UBS CANADA GLOBAL ALLOCATION FUND		1.722	1.722
**D	WOODBRIIDGE INVESTMENTS CORPORATION		15.800	15.800
**D	WINDWISE MSCI EAFE INDEX NON-LENDING, FUND FOR EXEMPT ORG.		21.491	21.491
**D	STEWARDSHIP FOUNDATION		278	278
**D	WBW TRUST NUMBER ONE		333	333
**D	BMO PRIVATE INTERNATIONAL EQUITY PORTFOLIO		47.140	47.140
**D	CIBC INTERNATIONAL INDEX FUND		5.997	5.997
**D	CIBC EUROPEAN INDEX FUND		2.397	2.397
**D	CIBC POOLED INTERNATIONAL EQUITY INDEX FUND		6.178	6.178
**D	DEBORAH LOEB BRICE		461	461
**D	ALAMOSIA LLC		438	438
**D	CF INTERNATIONAL STOCK INDEX FUND ONE		26.766	26.766
**D	DT INTERNATIONAL STOCK INDEX FUND ONE		32.154	32.154
**D	ALLAN G. LOZIER		15.202	15.202
**D	CERVURITE INTERNATIONAL LLC		27.055	27.055
**D	FLORIDA, LLC - APERIO		8.045	8.045
**D	1975 IRREVOCABLE TRUST OF CD WEYERHAUSER		641	641
**D	1973 IRREVOCABLE TRUST OF CD WEYERHAUSER		212	212
514	ANGELETTI FRANCO	10		10
738	BOVE KATRIN	7		7
<b>Totale voti</b>				
<b>Percentuale votanti %</b>	633.696.128			
<b>Percentuale Capitale %</b>	98.591539			
	76,738728			

Azionisti: 1.522 Teste: 23  
 Azionisti in proprio: 17 Azionisti in delega: 1.505



Assemblea Ordinaria del 21 aprile 2017ESITO VOTAZIONE

Oggetto : **Relazione sulla remunerazione**

**Hanno partecipato alla votazione:**

-n° 1.583 azionisti,  
portatori di n° 642.748.998 azioni ordinarie, tutte ammesse al voto,  
pari al 77,835004% del capitale sociale.

**Hanno votato:**

		<b>% su Azioni Ordinarie</b>
<b>Favorevoli</b>	557.439.370	86,727381
<b>Contrari</b>	84.426.484	13,135218
<b>SubTotale</b>	<u>641.865.854</u>	99,862599
<b>Astenuti</b>	882.744	0,137339
<b>Non Votanti</b>	400	0,000062
<b>SubTotale</b>	<u>883.144</u>	0,137401
<b>Totale</b>	<u>642.748.998</u>	100,000000

Ai sensi dell'art. 135-undecies del TUF **non sono computate** ai fini del calcolo della maggioranza e del capitale richiesto per l'approvazione della delibera numero 0 azioni pari al **0,000000%** delle azioni rappresentate in aula.

## LISTA ESITO DELLE VOTAZIONE

Oggetto: Relazione sulla remunerazione

## CONTRARI

Badge	Ragione Sociale	Proprio	Delega	Totale
1606	MAGNANI SONIA		984.726	984.726
DE*	ALLEANZA ASSICURAZIONI SPA		122.220	122.220
DE*	GENERALI INVESTMENTS EUROPE S.P.A.		79.910	79.910
DE*	GENERALI INVESTMENTS EUROPE SPA		11.672	11.672
DE*	GENERALI INVESTMENTS EUROPE SPA SGR		37.560	37.560
DE*	GENERALI INVESTMENTS LUXEMBOURG S.A.		1.314.198	1.314.198
DE*	GENERALI ITALIA SPA	1.000		1.000
1693	CHIURAZZI LUIGI		334.037	334.037
4130	AGOSTINI ANTONIO		10.724	10.724
**D	BLACKROCK INDEX SELECTION FUND		366	366
**D	GERANA SICAV-SIF S.A.		500.944	500.944
**D	T. ROWE PRICE FUNDS SICAV		104.527	104.527
**D	AVIVA INVESTORS AVIVA INVESTORS LUXEMBOURG		7.000	7.000
**D	SCHRODER INTERNATIONAL SELECTION FUND		111.500	111.500
**D	DPAM GL. STRAT. L. CONTIN.		235.490	235.490
**D	DPAM EQ. L. EMUTIN		2.050	2.050
**D	ALLIANZ FAD EUROPE HIGH DIVIDEND		103.819	103.819
**D	ALLIANZ GUR EM AGI EUR HIGH DIVIDEND		10.007	10.007
**D	SCHWAB INTERNATIONAL INDEX FUND		10.007	10.007
**D	JTSB STB DAIWA STOCK INDEX FUND 9807		2.936.094	2.936.094
**D	FIDELITY FUNDS SICAV		7.677	7.677
**D	JAPAN TRUSTEE SERVICES BANK LTD		26.053	26.053
**D	SCHWAB FUNDAMENTAL INTER LARGE COMP IN F		3.095	3.095
**D	SEI INSTITUTIONAL MANAGED TRUST MULTI-AS		13.271	13.271
**D	ADVISOR MANAGED TRUST - TACTICAL OFFENSI		661	661
**D	GLOBAL X SCIENTIFIC BETA EUROPE ETF		21.610	21.610
**D	BEST INVESTMENT CORPORATION		49.530	49.530
**D	SCHRODER GLOBAL EQUITY STABILISER		1.857	1.857
**D	HSBC GROUP HONG KONG LOCAL STAFF RETIREMENT BENEFIT SCHEME		3.366	3.366
**D	CSAM MONCEAU		273.237	273.237
**D	CANDRIAM BELGIUM MANDAT FRR		46.095	46.095
**D	ROBECO NV		194.600	194.600
**D	FCP VILLIERS ACTIONS EDRAM		6.631	6.631
**D	THE RBS AS DEPOSITARY FOR ABERDEEN		2.734	2.734
**D	ALLIANZGI FONDS NASEA PENSIONSFONDS		19.317	19.317
**D	ALLIANZGI FONDS AFE		13.100	13.100
**D	ALLIANZGI FONDS AKTIEN EUROPA		48.415	48.415
**D	DEKA MASTER HAER I		3.943	3.943
**D	ALLIANZGI FONDS PENSIONS		4.000	4.000
**D	ALLIANZGI SHL		43.000	43.000
**D	ALLIANZ GLOBAL INVESTORS EUROPE		9.000	9.000
**D	ALLIANZGI FONDS MAFI		19.000	19.000
**D	HFZH COFONDS			



LISTA ESITO DELLE VOTAZIONE  
 Oggetto: Relazione sulla remunerazione

CONTRARI

Badge	Regione Sociale	Proprio	Delega	Totale
**D	ALLIANZGI FONDS PFZ		8.101	8.101
**D	ALLIANZGI FONDS PTV2		27.891	27.891
**D	ALLIANZGI FONDS PFI		24.758	24.758
**D	ALLIANZGI FONDS MASTER DRT		21.250	21.250
**D	ALLIANZGI FONDS SIV		6.500	6.500
**D	ALLIANZGI FONDS COEN2		15.000	15.000
**D	DILL COFONDS		3.700	3.700
**D	ALLIANZGI FONDS SCHLUCCO		14.000	14.000
**D	ALLIANZGI FONDS KDCO		20.000	20.000
**D	ALLIANZGI FONDS FIB		11.000	11.000
**D	ALLIANZGI FONDS ALLRA		2.610	2.610
**D	BAYK A4 FONDS		23.824	23.824
**D	AKTIEN EUROPA 2		100.000	100.000
**D	ABERDEEN GLOBAL		1.900	1.900
**D	CLEARVIEW INFRASTRUCTURE FUND		349.543	349.543
**D	FIRST STATE INVESTMENTS GLOBAL LISTED IN UNISUPER		181.155	181.155
**D	ROBECO CAPITAL GROWTH FUNDS		32.591	32.591
**D	BLACKROCK INSTITUTIONAL JERSEY FUNDS		1.746	1.746
**D	BLACKROCK INSTITUTIONAL POOLED FUND PLC		14.442	14.442
**D	NFS LIMITED TRAFALGAR COURT LES BANQUES		20.733	20.733
**D	HARTFORD LIFE INSURANCE COMPANY		17.898	17.898
**D	BLACKROCK GLOBAL LISTED INFRASTRUCTURE F		15.037	15.037
**D	FQ ESSENTIAL BETA FUND LTD		6.930	6.930
**D	CONNECTICUT GENERAL LIFE INSURANCE COMPA		5.000	5.000
**D	CHINA LIFE INSURANCE (GROUP) COMPANY		4.799	4.799
**D	LUCRF PTY LTD FOR THE LABOUR UNION CO-O		7.139	7.139
**D	BANCO CENTRAL DE TIMOR EST		3.154	3.154
**D	BLACKROCK SCREEN WHOLE INDEXED INT EQ FD		31.956	31.956
**D	ADVANCE INTERNATIONAL SHARE INDEX FUND		782	782
**D	BLACKROCK WHOLESale INDEXED INTERNATIONA		15.322	15.322
**D	BLACKROCK INTERNATIONAL ALPHA TILTS FUND		31.492	31.492
**D	WSP INTERNATIONAL EQUITIES TRUST		79.300	79.300
**D	BLACKROCK INDEXED ALL-COUNTRY EQUITY FUN		8.906	8.906
**D	T ROWE PRICE INTERNATIONAL EQUITY INDEX		1.980	1.980
**D	NVIT INTERNATIONAL INDEX FUND		18.929	18.929
**D	EQ ADV. TRUST AXA INTL.CORE MANAGED VOLA		61.170	61.170
**D	MINISTRY OF STRATEGY AND FINANCE		26.984	26.984
**D	RETIREMENT INCOME PLAN OF SAUDI ARABIAN OIL COMPANY		66.454	66.454
**D	EQ ADVISORS TST - ATM INTERNATIONAL MANA		2.915	2.915
**D	EQ ADVISORS TRUST-AXA GLOBAL EQ MANAGED		31.048	31.048
**D	EQ ADVISORS TRUST - AXA TEMPLETON GLOBAL PETERCAM B FUND		21.273	21.273
**D			5.614	5.614
**D			260.718	260.718

LISTA ESITO DELLE VOTAZIONE

Oggetto: Relazione sulla remunerazione

CONTRARI

Badge	Ragione Sociale	Proprio	Delega	Totale
**D	PUBLIC EMPLOYEES RETIREMENT SYSTEM OF OHIO	47.143	47.143	47.143
**D	THE MASTER TRUST BANK OF JAPAN, LTD. AS TRUSTEE FOR MUTB400045192	439.867	439.867	439.867
**D	ALLIANZGI-FONDS DSPT	14.219	14.219	14.219
**D	BUREAU OF LABOR FUNDS- LABOR PENSION FUND	21.606	21.606	21.606
**D	BUREAU OF LABOR FUNDS-LABOR INSURANCE FUND	131.680	131.680	131.680
**D	NATIONWIDE INTERNATIONAL INDEX FUND	47.055	47.055	47.055
**D	PENSIONSKASSEN BORNE-OG UNGDOMSPAEDAGOG	102.222	102.222	102.222
**D	PENSIONSKASSEN FOR BORNE-OG UNGDOMS	54.174	54.174	54.174
**D	TRUST AND CUSTODY SERVICED BANK LIMITED	35.830	35.830	35.830
**D	EQ ADVISORS TRUST-RXA INTL.MANAGED VOLAT	59.096	59.096	59.096
**D	THE MASTER TRUST BANK OF JAPAN LTD	29.280	29.280	29.280
**D	STICHTING PENSIOENFONDS VOOR HUISARTISEN	27.356	27.356	27.356
**D	CITY OF PHILADELPHIA PUBLIC RETIREMENT	19.946	19.946	19.946
**D	FIDELITY INVESTMENT FUNDS - FIDELITY Y GLOBAL DIVIDEND FUND	337.746	337.746	337.746
**D	FIDELITY INSTITUTIONAL PAN EUROPEAN FUND	24.744	24.744	24.744
**D	FIDELITY INSTITUTIONAL INVESTMENT FUNDS -	50.540	50.540	50.540
**D	ALLIANZ UK & EUROPEAN INVESTMENT FUNDS -	87.069	87.069	87.069
**D	FIDELITY INVESTMENT FUNDS - FIDELITY	39.539	39.539	39.539
**D	MASTER TRUST FOR NATIONAL PENSION FD	1.442	1.442	1.442
**D	NEW MEXICO STATE INVESTMENT COUNCIL	22.200	22.200	22.200
**D	MANULIFE SENTINEL INCOME (33) FUND UT 2	4.700	4.700	4.700
**D	THE GREAT-WEST LIFE ASSURANCE COMPAN	73.422	73.422	73.422
**D	REGIME DE RETRAITE D HYDRO QUEBEC	4.236	4.236	4.236
**D	FONDS DE SOLIDARITE DES TRAV.QUEBEC FTQ	200	200	200
**D	LONDON LIFE INSURANCE COMPANY	98.500	98.500	98.500
**D	GENUS DIVIDEND EQUITY FUND	29.800	29.800	29.800
**D	GENUS FOSSIL FREE CANGLOBE EQUITY FUND	3.430	3.430	3.430
**D	CENTRAL FINANCE BOARD METHODIST CHURCH	566.556	566.556	566.556
**D	FIRST STATE GLOBAL OPPORTUNITIES FUND	26.644	26.644	26.644
**D	PHOENIX UNIT TRUST MANAGERS EURO	375.310	375.310	375.310
**D	PHOENIX UNIT TRUST MANAGERS BOTHWELL EUROPE FUND	18.387	18.387	18.387
**D	HELABA INVEST KAPITALANLAGEGESELLSCHAFT MBH	132.807	132.807	132.807
**D	NMM5-GIEP BRI ACCOUNT	14.904	14.904	14.904
**D	SCHRODER INTERNATIONAL MULTI-CAP EQ	40.106	40.106	40.106
**D	FCP LBPAM AVENIR EURO	450.000	450.000	450.000
**D	FCP LBPAM ACTIONS VALUE EURO	19.552	19.552	19.552
**D	FCP LBPAM DIVERSIFIE FOCUS OBLIG 3 5	14.180	14.180	14.180
**D	FCP LBPAM MM EURO ACTIONS	347.000	347.000	347.000
**D	FCP FEDERIS IRC ACTIONS	508.210	508.210	508.210
**D	FCP LBPAM ACTIONS EURO LARGE CAP	56.032	56.032	56.032
**D	FCP BNP PARIBAS ACTIONS EUROLAND	1.633	1.633	1.633
**D	FCP BNP PARIBAS ACTIONS EUROPE	221.610	221.610	221.610
**D	FCP LBPAM ACTIONS EUROMONDE	13.000	13.000	13.000
**D	FCP LBPAM ACTIONS EUROPE LARGE CAP			



LISTA ESITO DELLE VOTAZIONE  
 Oggetto: Relazione sulla remunerazione

CONTRARI

Badge	Ragione Sociale	Proprio	Delega	Totale
**D	FCP LBPAM ACTIONS CROISSANCE EURO		268.947	268.947
**D	SAINT MARTIN 2		140.716	140.716
**D	CAISSE DES DEPOTS ET CONSIGNAT		29.588	29.588
**D	FONDS DE RESERVE POUR LES RETRAITES		44.992	44.992
**D	RAVGDT DIVERSIFIE II LBPAM		29.379	29.379
**D	AMUNDI		238.378	238.378
**D	BNP PARIBAS FUND III NV		2.191	2.191
**D	BNP PARIBAS B PENSION STABILITY		18.984	18.984
**D	BNP PARIBAS B INVEST		4.868	4.868
**D	BNP PARIBAS B PENSION BALANCED		297.108	297.108
**D	METROPOLITAN RENTASTRO		90.008	90.008
**D	BNP PARIBAS I1		359.466	359.466
**D	BNP PARIBAS A FUND		75.682	75.682
**D	SCHRODER GLOBAL ENHANCED INDEX FUND		86.866	86.866
**D	TELSTRA SUPERANNUATION SCHEME		12.162	12.162
**D	BLACKROCK FISSION INDEXED INTL EQUITY FD		29.839	29.839
**D	AVIVA LIFE & PENSIONS UK LIMITED		123.376	123.376
**D	VARIABLE PORTF - PYRAMIS INT EQUITY FUND		315.323	315.323
**D	AVIVA LIFE AND PENSIONS UK LIMITED		28.371	28.371
**D	SCHRODER OEP GLOBAL CORE FUND		66.785	66.785
**D	TRUST AND CUSTODY SERVICED BANK LIMITED		4.990	4.990
**D	FRIENDS LIFE LIMITED		119.187	119.187
**D	FRIENDS LIFE AND PENSIONS LIMITED		8.575	8.575
**D	SWISS NATIONAL BANK		2.745.512	2.745.512
**D	AZL NFJ INTERNATIONAL VALUE FUND		1.830	1.830
**D	BOK KIC AAEQ 3		1	1
**D	MSAR SCHRODER		19.088	19.088
**D	AST BLKRX GBL STR INT SAE PDDC		27.217	27.217
**D	ABERDEEN DIVERSIFIED INCOME AND GROWTH TRUSTRPLC		31.341	31.341
**D	PFI GLB DIV INC FD COLONIA FIRST ST		925.846	925.846
**D	BLACKROCK GLOBAL FUNDS		1.988.584	1.988.584
**D	ERYF ATIVO CAPITAL		1	1
**D	BLL AQUILA LIFE EUROPEAN EQUITY		1.151.674	1.151.674
**D	BLK MULTI AST INC IDX EQTY STRAT		327.368	327.368
**D	BLK MULTI ASSET INC PF EUR EQU INC		217.426	217.426
**D	BLL AQUILA LIFE OSEAS EQUITY FUND		7.621	7.621
**D	BLL AQUILA LIFE GLOBAL MINIMUM		88.540	88.540
**D	BLL ASCENT LIFEENHANCED		47.303	47.303
**D	BLL AQUILA LIFE MSCI WORLD FUND		64.765	64.765
**D	BLL AQUILA LIFE FTSE RAFI DEVELOPED		32.748	32.748
**D	APL RB EQ DEV MIRA		2.220	2.220
**D	ARC RB EQ DEV KAITOS		1.009	1.009
**D	SBSA GEPF BLACKROCK EQUITY		53.454	53.454

LISTA ESITO DELLE VOTAZIONE

Oggetto: Relazione sulla remunerazione

CONTRARI

Badge	Ragione Sociale	Proprio	Delega	Totale
**D	KC1F COLONIAL 1ST ST GLI	124.971	124.971	124.971
**D	ASV RB EQ DEV MENKAR	2.481	2.481	2.481
**D	ABN AMRO PF UBS RAFI 1000	27.080	27.080	27.080
**D	ABN AMRO PF UBS MINVAR	302.209	302.209	302.209
**D	ABN AMRO PF IPM RAFI 1000	25.404	25.404	25.404
**D	ABN AMRO PF BR MINVAR	311.260	311.260	311.260
**D	STICHTING PENSIOENFONDS VAN DE ABNAMRO BANK N V	77.312	77.312	77.312
**D	SHELL PENSION TRUST	12.577	12.577	12.577
**D	WF AND CO CASH PLN EVERGN INV 1	39.434	39.434	39.434
**D	WF MFS LTD EAFE GLOBAL	16.306	16.306	16.306
**D	SLI GLOBAL ABSOLUTE RET STRATEGIES	1.071.495	1.071.495	1.071.495
**D	SLI GBL SICAV CON EU EQ IN FD	72.425	72.425	72.425
**D	ATIVO CAPITAL	9.200	9.200	9.200
**D	BNYMTD AMITY EUROPEAN FUND	60.000	60.000	60.000
**D	BLACKROCK ACWI USIMI	121.644	121.644	121.644
**D	ATIVO	8.200	8.200	8.200
**D	OSMOSIS INVESTMENT	17.448	17.448	17.448
**D	CE8F LEIA ATIVO IE	6.800	6.800	6.800
**D	RAYTHEON MASTER PENSION TRUST	1.351	1.351	1.351
**D	PDBF FIRST STATE	222.024	222.024	222.024
**D	PGQF FIRST STATE	23.337	23.337	23.337
**D	CZ RANDELEN SSGA	4.496	4.496	4.496
**D	ACHMEA POOLS FC AWW	24.814	24.814	24.814
**D	CENTRAL STATES SOUTHEAST AND SOUTHWEST AREAS PENSION FUND	298.031	298.031	298.031
**D	COLUMBIA SUSTAINABLE INTL EQ ETF	3.256	3.256	3.256
**D	COLUMBIA SUSTAINABLE GLOBAL EQ ETF	1.387	1.387	1.387
**D	AZI INTERNATIONAL INDEX FUND	58.360	58.360	58.360
**D	BGF FLEX MULTI ASSET GBL EQ PF	6.252	6.252	6.252
**D	UNITED CHURCH FUNDS OMA BFF	655	655	655
**D	COUNTY EMPLOYEES ANNUITY AND BENEFIT FUND OF COOK COUNTY	17.500	17.500	17.500
**D	LAWRENCE LIVERMORE NATIONAL SECURITY LLC AND LOS ALAMOS NATIONAL SECURITY LLC DEFINED BENEFIT BENEFIT PLANGROUP TRUST	5.739	5.739	5.739
**D	CYBF ATIVO CAPITAL MGMT	61.029	61.029	61.029
**D	BFS LEGAL AND GENERAL EUR BPSLGEUR	61.860	61.860	61.860
**D	CPA COP PSERS PSERS ACWI X US INDEX	77.590	77.590	77.590
**D	TEA BLACKROCK INC INTL	2.707	2.707	2.707
**D	UTC EDHEC BLACKROCK UNITED TECHNOLOGIES CORPORATION MASTER RETIREMENT	5.182	5.182	5.182
**D	SP VAN DE NEDERLANDSCHE BANK	27.743	27.743	27.743
**D	BLI AQUILL LIFGLO3000 FMEN WHI INDFD	2.098.220	2.098.220	2.098.220
**D	BNYMTD BLK CONTINENTAL EURO INC	388.299	388.299	388.299
**D	BNYMTD BLK CONT EUR EQ TRCK FD INV	8.815	8.815	8.815
**D	BNYMTD BLK DYN DVSD GR PFFD ASSTALL	28.387	28.387	28.387
**D	FLORIDA RETIREMENT SYSTEM			



Azionisti: 483 Teste: 3  
 Azionisti in proprio: 1 Azionisti in delega: 482

Assemblea Ordinaria del 21 aprile 2017

**LISTA ESITO DELLE VOTAZIONE**  
**Oggetto: Relazione sulla remunerazione**

**CONTRARI**

Badge	Ragione Sociale	Proprio	Delega	Totale
**D	BLACKROCK WORLD EX FLORIDA RET SYS		167.556	167.556
**D	ARTISAN PARTNERSAN FLORIDA RET SYS		575.897	575.897
**D	EMPLOYEES RETIREMENT SYSTEM OF THE STATE OF HAWAII		42.265	42.265
**D	BRIDGE BUILDER INTERNATIONAL EQUITY FUND		6.904	6.904
**D	INDIANA PUBLIC RETIREMENT SYSTEM		33.684	33.684
**D	PUBLIC EMPLOYEES RETIREMENT SYSTEM OF MISSISSIPPI		67.142	67.142
**D	AGI PPI NR 30 HEL 1482 03 5601 SPK		7.386	7.386
**D	AGI VGI 1 DIV QUA 8477 25 6338 SPK		10	10
**D	AGI VGL RCM S VAL 8478 10 6359 SPK		1.850	1.850
**D	AGI PV WS RCM VAL 8490 06 5209 SPK		320	320
**D	AGI VKA RCM S VAL 8502 10 6376 SPK		980	980
**D	THE STATE OF CONNECTICUT ACTING THROUGH ITS TREASURER		12.800	12.800
**D	UMC BENEFIT BOARD INC		18.742	18.742
**D	UPS GROUP TRUST		47.606	47.606
**D	CONSULTING GROUP CAPITAL MARK.		9.377	9.377
**D	THE GREEN TREE FUND OF THE AME		2.833	2.833
**D	ARRCO LONG TERME B		70.898	70.898
**D	ARRCO LONG TERME E		33.862	33.862
**D	IXIS FLAMME		27.939	27.939
**D	SG ACTIONS EUROPE MULTIGESTION		2.565	2.565
**D	ETOILE INDUSTRIE EUROPE		14.006	14.006
**D	OFI MARKET NEUTRAL EQUITY		38.565	38.565
**D	SG ACTIONS EUROPE		879	879
**D	SG ACTIONS EUROPE LARGE CAP		2.698	2.698
**D	ETOILE ACTIONS RENDEMENT		52	52
**D	INVESCO ASSET MANAGEMENT LIMIT		23.578	23.578
**D	OFI AM		14.332	14.332
**D	LA BANQUE POSTALE ASSET MANAGE		20.000	20.000
**D	AVIVA INVESTORS INTERNATIONAL INDEX TRACKING FUND		14.066	14.066
**D	CBOSC-CBGS-WGSS07		3.264	3.264
**D	CFEIL - COLONIAL FIRST STATE GLOBAL ASSET MANAGEMENT MULTI SECTOR TRUST 1		75	75
**D	CFEIL RE COLONIAL FIRST STATE INVESTMENT FUND 10		3.513	3.513
**D	CITIBANK INTERNATIONAL PLC AS TRUSTEE CITIBANK INT.PLC		2.633.281	2.633.281
**D	COLONIAL FIRST STATE INVESTMENTS LIMITED.		37.723	37.723
**D	JOHN HANCOCK FUNDS II GLOBAL ABSOLUTE RETURN STRATEGIES FUND		490.536	490.536
**D	SDA INTL EQUITY INDEX FD-WORLD		10.783	10.783
**D	SLIC - EUROPEAN EQUITY INCOME FUND1		756.305	756.305
**D	STANDARD LIFE ASSURANCE LIMITED		487.387	487.387
**D	STICHTING CUSTODY ROBECO INSTITUTIONAL		4.144	4.144
**D	STICHTING MN SERVICES AANDELENFONDS EUROPA.		10.924	10.924
**D	STICHTING PENSIOENFONDS METAAL		61.128	61.128
**D	STICHTING PENSIOENFONDS METAAL EN T MN SERVICES		62.803	62.803
**D	STICHTING PGM DEPOSITORY		674.493	674.493

Azionisti:  
Azionisti in proprio:483 Teste:  
1 Azionisti in delega:

Pagina 6

3  
482

**LISTA ESITO DELLE VOTAZIONE**  
**Oggetto: Relazione sulla remunerazione**

**CONTRARI**

Badge	Ragione Sociale	Proprio	Delega	Totale
**D	VICTORIAN SUPERANNUATION FUND	507.991	507.991	507.991
**D	MLC INVESTMENTS, MLC LIMITED	12.111	12.111	12.111
**D	OLD NORTH STATE HEDGED EQUITY MEN LLC	16.716	16.716	16.716
**D	STATE FARM VARIABLE PRODUCT TRUST, INTERNATIONAL EQ INDEX F	9.223	9.223	9.223
**D	TEACHERS' RETIREMENT SYSTEM OF THE STATE OF ILLINOIS	17.059	17.059	17.059
**D	LAUDUS INTERNATIONAL MARKETMASTERS FUND	1.647	1.647	1.647
**D	SCHWAB INTERNATIONAL EQUITY ETF	294.920	294.920	294.920
**D	SCHWAB FUNDAMENTAL INTERNATIONAL LARGE COMPANY ETF	52.940	52.940	52.940
**D	INTERNATIONAL MONETARY FUND	8.812	8.812	8.812
**D	ALLIANZ GLOBAL INVESTORS GMBH FOR DBI-FONDS ANDUS	49.700	49.700	49.700
**D	RUSSELL TRUST CO COMMINGLED EMPLOYEE BENEFIT FUNDS TRUST	698.377	698.377	698.377
**D	PAX ELLEVATE GLOBAL WOMEN'S INDEX FUND	2.893	2.893	2.893
**D	MET INVESTORS SERIES TRUST- SCHROEDERS GLOBAL MULTI-ASSET PTF	13.367	13.367	13.367
**D	ALLIANZ EUROPE EQUITY DIVIDEND FUND	6.780	6.780	6.780
**D	RUSSELL INVESTMENT COMPANY RUSSELL TAX-MANAGED INTL EQ FUND	13.311	13.311	13.311
**D	RUSSELL INVESTMENT COMPANY RUSSELL GLOBAL INFRASTRUCTURE FUND	1.600.114	1.600.114	1.600.114
**D	RUSSELL INVESTMENT COMPANY RUSSELL MULTI-STRATEGY INCOME FUND	46.293	46.293	46.293
**D	RUSSELL INVESTMENT COMPANY SELECT INTERNATIONAL EQUITY FUND	24.793	24.793	24.793
**D	RUSSELL INVESTMENT COMPANY MULTI-ASSET GROWTH STRATEGY FUND	34.621	34.621	34.621
**D	STATE FARM MUTUAL FUND TRUST, INTERNATIONAL INDEX FUND	8.677	8.677	8.677
**D	OPENWORLD PUBLIC LIMITED COMPANY	363.530	363.530	363.530
**D	INVESCO GLOBAL INFRASTRUCTURE FUND	13.681	13.681	13.681
**D	RUSSELL INV MULTI-ASSET FACTOR EXPOSURE FUND	10.424	10.424	10.424
**D	ALLIANZ GLOBAL INVESTORS GMBH FOR ALLIANZ EUROPAVISION	179.200	179.200	179.200
**D	MERCER QIF CCF	279.490	279.490	279.490
**D	RUSSELL INVESTMENT COMPANY PLC	107.667	107.667	107.667
**D	ALASKA COMMON TRUST FUND	12.652	12.652	12.652
**D	GEUT PAN EUROPEAN EQUITY INDEX FUND	620	620	620
**D	RUSSELL INSTL FUNDS, LLC-RUSSELL GLOB LISTED INFRA FUND	262.646	262.646	262.646
**D	RUSSELL INSTITUTIONAL FUNDS, LLC-RUSSELL GLOB EQ PLUS FUND	1.113	1.113	1.113
**D	FLOURISH INVESTMENT CORPORATION	57.834	57.834	57.834
**D	BANK OF KOREA	1.064	1.064	1.064
**D	PEOPLE'S BANK OF CHINA	244.685	244.685	244.685
**D	SPHERE FTSE EUROPE SUSTAINABLE YIELD INDEX ETF	274	274	274
**D	STANDARD LIFE INV GLO ABS RETURN STRAT MASTER FUND LTD.	322.776	322.776	322.776
**D	CALIFORNIA PUBLIC EMPLOYEES RETIREMENT SYSTEM	1.348.585	1.348.585	1.348.585
**D	CALIFORNIA STATE TEACHERS RETIREMENT SYSTEM	534.609	534.609	534.609
**D	NEW YORK STATE TEACHERS RETIREMENT SYSTEM	3.460	3.460	3.460
**D	VALLSBURG FUND LLC	15.930	15.930	15.930
**D	WELLINGTON MANAGEMENT FUNDS (IRELAND) PLC	462	462	462
**D	ALLIANZ GLOBAL INVESTORS FUND	3.461.790	3.461.790	3.461.790
**D	BLACKROCK STRATEGIC FUNDS	69.194	69.194	69.194
**D	BLACKROCK GLOBAL INDEX FUNDS	33.404	33.404	33.404





**LISTA ESITO DELLE VOTAZIONE**  
**Oggetto: Relazione sulla remunerazione**

**CONTRARI**

Badge	Ragione Sociale	Proprio	Delega	Totale
**D	KIEGER FUND I	3.572	3.572	3.572
**D	ISHARES MSCI ACWI ETF	120.228	120.228	120.228
**D	ISHARES EUROPE ETF	146.894	146.894	146.894
**D	ISHARES MSCI EAFE ETF	2.105.460	2.105.460	2.105.460
**D	ISHARES MSCI EAFE VALUE ETF	296.461	296.461	296.461
**D	ISHARES GLOBAL INDUSTRIALS ETF	25.324	25.324	25.324
**D	ISHARES MSCI EUROZONE ETF	927.994	927.994	927.994
**D	ISHARES MSCI ITALY CAPPED ETF	970.011	970.011	970.011
**D	ISHARES MSCI KOKUSAI ETF	2.205	2.205	2.205
**D	ISHARES GLOBAL INFRASTRUCTURE ETF	2.630.120	2.630.120	2.630.120
**D	BLACKROCK MSCI WORLD INDEX FUND OF BLACKROCK FUNDS	5.722	5.722	5.722
**D	BLACKROCK INST TRUST CO NA INV FUNDS FOR EMPLOYEE BENEFIT TR	3.981.939	3.981.939	3.981.939
**D	ISHARES CORE MSCI EAFE ETF	588.627	588.627	588.627
**D	ISHARES CORE MSCI TOTAL INTERNATIONAL STOCK ETF	95.086	95.086	95.086
**D	ISHARES MSCI INTERNATIONAL DEVELOPED ETF	816	816	816
**D	ISHARES MSCI WORLD ETF	6.372	6.372	6.372
**D	ISHARES CORE MSCI EAFE IMI INDEX ETF	17.685	17.685	17.685
**D	ISHARES MSCI EUROPE IMI INDEX ETF	6.916	6.916	6.916
**D	ISHARES CORE MSCI EUROPE ETF	78.774	78.774	78.774
**D	ISHARES EDGE MSCI INTL SIZE FACTOR ETF	308	308	308
**D	ISHARES INTERNATIONAL FUNDAMENTAL INDEX ETF	5.206	5.206	5.206
**D	CONNECTICUT GENERAL LIFE INSURANCE COMPANY	1.712	1.712	1.712
**D	THRIFT SAVINGS PLAN	1.198.863	1.198.863	1.198.863
**D	BLACKROCK CDN MSCI EAFE EQUITY INDEX FUND	134.188	134.188	134.188
**D	CDN ACWI ALPHA TILTS FUND	21.413	21.413	21.413
**D	BLACKROCK CDN WORLD INDEX FUND	14.606	14.606	14.606
**D	BLACKROCK CDN MSCI EAFE INDEX PLUS FUND	3.102	3.102	3.102
**D	BLACKROCK CDN GLOBAL INFRASTRUCTURE EQUITY INDEX FUND	376.693	376.693	376.693
**D	BLACKROCK INDEX FUNDS INC.-BLACKROCK INTERNATIONAL INDEX FUND	194.807	194.807	194.807
**D	RUSSELL DEVELOPED EX-U.S. LARGE CAP INDEX FUND B	3.785	3.785	3.785
**D	WORLD ALPHA TILTS NON-LENDABLE FUND B	431	431	431
**D	BGI MSCI EAFE EQUITY INDEX NON-LENDABLE FUND B	124.343	124.343	124.343
**D	GLOBAL ALPHA TILTS FUND B	3.077	3.077	3.077
**D	IMPACT GLOBAL ALPHA TILTS NON-LENDABLE FUND B	869	869	869
**D	BLACKROCK MSCI WORLD EQUITY ESG SCREENED INDEX FUND B	46.866	46.866	46.866
**D	EUROPEX-CONTROVERSIAL WEAPONS EQUITY INDEX FUND B	30.862	30.862	30.862
**D	GLOBAL EX US ALPHA TILTS FUND B	30.439	30.439	30.439
**D	DEPARTMENT OF STATE LANDS	16.912	16.912	16.912
**D	MULTI-STYLE, MULTI-MANAGER FUNDS PLC	23.900	23.900	23.900
**D	CONSOLIDATED EDISON RETIREMENT PLAN	41.599	41.599	41.599
**D	ONTARIO TEACHERS PENSION PLAN BOARD	83.685	83.685	83.685
**D	ISHARES PUBLIC LIMITED COMPANY	895.852	895.852	895.852
**D	ISHARES II PUBLIC LIMITED COMPANY	1.373.748	1.373.748	1.373.748

LISTA ESITO DELLE VOTAZIONE  
Oggetto: Relazione sulla remunerazione

CONTRARI

Badge	Ragione Sociale	Proprio	Delega	Totale
**D	ISHARES V PUBLIC LIMITED COMPANY		131.048	20.028
**D	ISHARES III PUBLIC LIMITED COMPANY		4.613	4.613
**D	ISHARES VI PUBLIC LIMITED COMPANY		3.535	3.535
**D	ISHARES IV PUBLIC LIMITED COMPANY		363.226	363.226
**D	ISHARES VII PLC		36.943	36.943
**D	BLACKROCK AM DE FOR ISHS DJ EUROZONE SUST SCR. UCITS ETF (DE)		200.309	200.309
**D	BLACKROCK AM DE FOR ISHARES EURO STOXX UCITS ETF (DE)		948.213	948.213
**D	BLACKROCK AM DE FOR ISHS STOXX EU SELECT DIV 30 UCITS ETF (DE)		4.904	4.904
**D	BLACKROCK AM DE FOR ISHS STOXX EUROPE LARGE 200 UCITS ETF (DE)		51.213	51.213
**D	ISHARES I INV MIT TGV F ISHS ST EUR600 IND.GOODS+SER.UCITS ETF		325.208	325.208
**D	BLACKROCK AM DE FOR ISHARES STOXX EUROPE 600 UCITS ETF (DE)		1.975	1.975
**D	BLACKROCK AM SCHWEIZ AG OBO BIFS WORLD EX SWITZ EQ INDEX FUND		29.748	29.748
**D	PACE INTERNATIONAL EQUITY INVESTMENTS		129.302	129.302
**D	ABBAY LIFE ASSURANCE COMPANY LIMITED		287.194	287.194
**D	SCOTTISH WIDOWS OVERSEAS GROWTH INV F ICVC - EURO GROWTH F		28.626	28.626
**D	STATE STREET TRUSTEES LTD ATF ABERDEEN CAPITAL TRUST		139.553	139.553
**D	SCOTTISH WIDOWS INV SOLUTIONS F ICVC- EUROPEAN (EX UK) EQ FD		888	888
**D	BRUNEL INVESTMENT AGENCY		115.867	115.867
**D	BNY MELLON TR+DEP ATF ST. JAMES'S PLACE GLOBAL EQ UNIT TR		117.983	117.983
**D	HBOS INTERNATIONAL INV FUNDS ICVC- EUROPEAN FUND		3.833.478	3.833.478
**D	FIRST STATE INV ICVC - FIRST STATE GLOBAL LISTED INFRA FUND		46.962	46.962
**D	ABERDEEN INV FUNDS UK ICVC II-ABERDEEN EUR EQ ENHANCED INDEXF		51.364	51.364
**D	STICHTING PHILIPS PENSIOENFONDS		24.544	24.544
**D	BAHRAN MUMTALAKAT HOLDING COMPANY		494	494
**D	NGAM INVESTMENT FUNDS U.K. ICVC - SEYOND FACT + EU EX UK EQ F		5.000	5.000
**D	SCOTTISH WID INV SOLS F ICVC - FDMNTL LOW VOL IND GLO EQT F		37.979	37.979
**D	SCOTTISH WIDOWS INV SOL F ICVC- FUNDAMENTAL INDEX GLB EQ F		59.471	59.471
**D	FIRST STATE SUPERANNUATION SCHEME		232.397	232.397
**D	RUSSELL GLOBAL LISTED INFRASTR FUND - (DOLLAR SIGN)A HEDGED		10.221	10.221
**D	ANNE RAY FOUNDATION		9.659	9.659
**D	CHURCH OF ENGLAND INVESTMENT FUND FOR PENSIONS		7.419	7.419
**D	MARGARET A. CARGILL FOUNDATION		8.865	8.865
**D	A.I.DUPONT TESTAMENTARY TRUST		771	771
**D	BEAT DRUGS FUND ASSOCIATION		26.700	26.700
**D	ATIVO INTERNATIONAL EQUITY FUND LP		61.895	61.895
**D	K INVESTMENTS SH LIMITED		47.121	47.121
**D	NATIONAL COUNCIL FOR SOCIAL SECURITY FUND, P.R.C		26.129	26.129
**D	NEW ZEALAND SUPERANNUATION FUND		55.774	55.774
**D	GOVERNMENT EMPLOYEES SUPERANNUATION BOARD		7.555	7.555
**D	GOVERNMENT EMPLOYEES SUPERANNUATION BOARD		4.321	4.321
**D	MASTER TR AGREE BETWEEN PFIZER INC AND THE NORTHERN TR CO		1.053	1.053
**D	PRESBYTERIAN CHURCH (USA) FOUNDATION		1.234	1.234
**D	STICHTING INSTITUUT GAK			



## LISTA ESITO DELLE VOTAZIONE

Oggetto: Relazione sulla remunerazione

## CONTRARI

Badge	Ragione Sociale	Delega	Proprio	Totale
**D	1199 SEIU HEALTH CARE EMPLOYEES PENSION FUND	148.101		148.101
**D	ILLINOIS MUNICIPAL RETIREMENT FUND	11.340		11.340
**D	CITY OF LOS ANGELES FIRE AND POLICE PENSION PLAN	22.550		22.550
**D	CITY OF LOS ANGELES FIRE AND POLICE PENSION PLAN	4.500		4.500
**D	STATE UNIVERSITIES RETIREMENT SYSTEM	156.679		156.679
**D	UTAH STATE RETIREMENT SYSTEMS	77.010		77.010
**D	NAV CANADA PENSION PLAN	8.847		8.847
**D	COMMONWEALTH SUPERANN CORP ATF ARIA INVESTMENTS TR	40.215		40.215
**D	THE TRUSTESS OF IBM PENSION PLAN	13.941		13.941
**D	STICHTING PENSIOENFONDS VAN DE METALEKTRO (PME)	24.091		24.091
**D	PUBLIC EMPLOYEES RETIREMENT ASSOCIATION OF COLORADO	116.279		116.279
**D	COMMONWEALTH GLOBAL LISTED INFRASTRUCTURE FUND 4	167.802		167.802
**D	COLONIAL FIRST STATE WHOLESALE GLOBAL LISTED INFR SEC F	879.325		879.325
**D	COMMONWEALTH GLOBAL SHARE FUND 29	1.349		1.349
**D	ILLINOIS STATE BOARD OF INVESTMENT	44.831		44.831
**D	STICHTING BEDRIJFST VOOR HET SCHOONMAAK EN GLAZ	11.048		11.048
**D	STICHTING FONDS 1818 TOT NUT VAN HET ALGEMEEN	4.172		4.172
**D	STICHTING BEDRIJFST VOOR HET BEROEPSVERVOER OVER DE WEG	61.959		61.959
**D	ARBEJDSMARKEDETS TILLAEGSPENSION	160.922		160.922
**D	AMUNDI SIF EUROPEAN EQUITY INDEX FUND	1.115		1.115
**D	AMUNDI FUNDS EQUITY EURO RISK PARITY	49.237		49.237
**D	FONDACO ROMA EURO BALANCED CORE	322		322
**D	SEYOND EUROPE MINVARIANCE	208.988		208.988
**D	SEYOND GLOBAL MINVARIANCE	89.044		89.044
**D	FONDAZIONE ROMA SIF - EQUITY SLEEVE	1.982		1.982
**D	CNP ASSURANCES SA	2.932.746		2.932.746
**D	LA BANQUE POSTALE DE PREVOYANCE	48.100		48.100
**D	PREVIPOSTE	233.450		233.450
**D	FCP EDMOND DE ROTHSCHILD EURO SRI	31.950		31.950
**D	FCP RSI EURO P	57.439		57.439
**D	FCP ICARE	6.636		6.636
**D	AGIRA RETRAITE DIVERSIFIE	6.703		6.703
**D	FCP AMUNDI HORIZON	37.632		37.632
**D	PREDIQUANT A2 - DIVIDENDES EURO	56.662		56.662
**D	GRD 18 ACTIONS	794.610		794.610
**D	FCP PORTFOLIO LCR ACTIONS	12.886		12.886
**D	IBM FRANCE	11.819		11.819
**D	FCP BOURBON 4	21.774		21.774
**D	FCP LBPAM ACTIONS EUROPE	139.230		139.230
**D	FCP TONI ACTIONS 100	21.624		21.624
**D	FCP TUTELAIRE ACTIONS	13.850		13.850
**D	FCP VIVACCIO ACTIONS	140.778		140.778
**D	LBPAM ACTIONS MONDE	187.278		187.278

Azionisti:

Azionisti in proprio:

483

Teste:

1 Azionisti in delega:

3

482

Pagina 10

LISTA ESITO DELLE VOTAZIONE  
 Oggetto: Relazione sulla remunerazione

CONTRARI

Badge	Ragione Sociale	Proprio	Delega	Totale
**D	SICAV LBPM ACTIONS EURO	240.520	240.520	240.520
**D	LBPM PROFIL 80 PEA	20.823	20.823	20.823
**D	LBPM PROFIL 100	12.059	12.059	12.059
**D	FC CARPIMKO	35.425	35.425	35.425
**D	CONCORDE 96	20.119	20.119	20.119
**D	FCP NATIXIS IONIS	2.763	2.763	2.763
**D	OACET	21.140	21.140	21.140
**D	FCP ECUREUIL PROFIL 90	196.118	196.118	196.118
**D	FCP CARPIMKO EUROPE	9.211	9.211	9.211
**D	FCP ABP PERP	18.093	18.093	18.093
**D	FCP RSRC DIVERSIFIE	42.235	42.235	42.235
**D	CARBP DIVERSIFIE	32.470	32.470	32.470
**D	FCP RL PREVOYANCE	15.952	15.952	15.952
**D	FCPE BIB DYNAMIQUE	10.202	10.202	10.202
**D	FCPE SAFRAN DYNAMIQUE	39.412	39.412	39.412
**D	EGEPARGNE 2	42.714	42.714	42.714
**D	FCPE HUTCHINSON ACTIONS	7.027	7.027	7.027
**D	SAFRAN MIXTE	8.245	8.245	8.245
**D	FCPE NATIXIS ES ACTIONS EURO	50.883	50.883	50.883
**D	BIB EQUILIBRE	4.926	4.926	4.926
**D	LBPM ACTIONS DIVIDENDES EUROPE	508.912	508.912	508.912
**D	TOTAL DIVERSIFIE EQUILIBRE ET SOLIDAIRE	9.754	9.754	9.754
**D	FCP AMUNDI ACTIONS EUROPE ISR	8.071	8.071	8.071
**D	SICAV AMUNDI ACTIONS EURO ISR	21.191	21.191	21.191
**D	ASSURDIX	883	883	883
**D	FCP AMUNDI ETF MSCI EUROPE EX EMU PEA UCITS ETF	79.028	79.028	79.028
**D	AFOUT EUROPE SMART BETA	4.593	4.593	4.593
**D	LCL ACTIONS EUROPE SMART BETA	2.105	2.105	2.105
**D	CROISSANCE DIVERSIFIEE	2.114	2.114	2.114
**D	CDC AD-EUROPE	28.025	28.025	28.025
**D	IXIS EURO ACTIONS	210.348	210.348	210.348
**D	FCP ECUREUIL PROFIL 75	83.311	83.311	83.311
**D	NATIXIS ACTIONS EUROPE SECTEURS	6.778	6.778	6.778
**D	FCP NATIXIS ACTIONS EUROPEENNES	52.904	52.904	52.904
**D	NATIXIS ASSET MANAGEMENT SA	174.399	174.399	174.399
**D	OPCVM SEYOND EQUITY FACTOR INVESTING EURO	5.066	5.066	5.066
**D	NATIXIS LCR ACTIONS EURO	26.123	26.123	26.123
**D	SEYOND EQUITY CAPITAL OPTIM	780	780	780
**D	AMUNDI INDEX SOLUTIONS	2.795	2.795	2.795
**D	STG BPF VOOR HET LEVENSMID. BEDRIJF IPM	16.250	16.250	16.250
**D	STG PFDS ACHMEA MANDAAT BLACKROCK	21.683	21.683	21.683
**D	STG BEDRIJFSTAKPDS V H	5.197	5.197	5.197
**D	ST BDFDS VD LANDBOUW MANDAAT BLACKROCK	59.156	59.156	59.156



## LISTA ESITO DELLE VOTAZIONE

Oggetto: Relazione sulla remunerazione

## CONTRARI

Badge	Ragione Sociale	Proprio	Delega	Totale
**D	STG BPF VD DETAILHANDEL MND BLACKROCK MSCI EMEA		72.913	72.913
**D	BRIDGEWATER PURE ALPHA TRADING COMPANY II, LTD		1.213.559	1.213.559
**D	RUSSELL GLOBAL INFRASTRUCTURE POOL		1.517.970	1.517.970
**D	THE GREAT-WEST LIFE ASSURANCE COMPANY		4.600	4.600
**D	IG MACKENZIE DIVIDEND GROWTH FUND		162.700	162.700
**D	IG MACKENZIE STRATEGIC INCOME FUND		30.100	30.100
**D	MACKENZIE CANADIAN LARGE CAP DIVIDEND FUND		83.900	83.900
**D	MACKENZIE CANADIAN LARGE CAP DIVIDEND CLASS		4.700	4.700
**D	MACKENZIE STRATEGIC INCOME FUND		358.449	358.449
**D	MACKENZIE GLOBAL DIVIDEND FUND		433.851	433.851
**D	MACKENZIE INCOME FUND		66.600	66.600
**D	MACKENZIE CANADIAN LARGE CAP DIVIDEND & GROWTH FUND		68.500	68.500
**D	MACKENZIE DIVERSIFIED ALTERNATIVES FUND		10.000	10.000

Totale voti 84.426.484

Percentuale votanti % 13,135218

Percentuale Capitale % 10,223798

LISTA ESITO DELLE VOTAZIONE  
 Oggetto: Relazione sulla remunerazione

## ASTENUTI

Badge	Ragione Sociale	Proprio	Delega	Totale
1752	D'APRI GIANFRANCO		1	1
DE*	INVESTIMENTI SUD ITALIA S.R.L.	31.000		31.000
2106	CARLE DOMENICO		25.457	25.457
4130	AGOSTINI ANTONIO		86.500	86.500
**D	OMEGA GLOBAL LISTED INFRASTRUCTURE FUND		133.000	133.000
**D	SOUTH YORKSHIRE PENSIONS AUTHORITY		150.000	150.000
**D	WEST MIDLANDS METROPOLITAN AUT PENS FD		42.357	42.357
**D	WEST YORKSHIRE PENSION FUND		18.645	18.645
**D	NYFF FIDELITY		2.225	2.225
**D	CG CAYMAN FUND LIMITED		12.355	12.355
**D	CLINTON LIGHTHOUSE EQUITY STRATEGIES FUND (OFFSHORE) LP CO CLINTON GROUP, INC.		96.274	96.274
**D	CLINTON LIGHTHOUSE EQUITY STRATEGIES MASTER FUND LTD. C/O CLINTON GROUP, INC		284.930	284.930
**D	THE TRUSTEES OF SUPERANN ARRANGEMENTS OF THE UNI OF LONDON			
**D	MERSEYSIDE PENSION FUND			

Totale voti 882.744  
 Percentuale votanti % 0,137339  
 Percentuale Capitale % 0,106898

Azionisti: 12 Teste: 3  
 Azionisti in proprio: 1 Azionisti in delega: 11

Pagina 13



**LISTA ESITO DELLE VOTAZIONE**  
**Oggetto: Relazione sulla remunerazione**

Badge Ragione Sociale  
2799 NOTARFONZO ARNALDO  
DE\* NOTARFONZO LORENZO

Totale voti 400  
Percentuale votanti % 0,000062  
Percentuale Capitale % 0,000048

**NON VOTANTI**

Proprio	Delega	Totale
	400	400

## LISTA ESITO DELLE VOTAZIONE

Oggetto: Relazione sulla remunerazione

## FAVOREVOLI

Badge	Ragione Sociale	Proprio	Delega	Totale
1315	PEDINI LUCIANO	105		105
RL*	GIGLIO SERVIZI AMBIENTALI E BONIFICHE SRL	1		1
1321	CHIGNOLI GIORGIO	10		10
1336	PINORI ROBERTO	1		1
1360	CARADONNA GIANFRANCO MARIA	2.806		2.806
1475	CAMERINI BRUNO		249.833.818	249.833.818
1495	ROMANELLI SILVIA			
DE*	SINTONIA S.P.A.			
1592	GUERRISI ORLANDO		10	10
DE*	ONOFRI MARIA	564		564
1701	CASIGLIANI TOMMASO	616		616
1705	AMBRUZZI DANIELA	5		5
1709	RODINO WALTER	12		12
1727	REALE DAVIDE GIORGIO	5		5
2211	VITANGELI GIORGIO			
2518	ROSSI AGOSTINO		1.500	1.500
DE*	ROSSI PAOLO	985		985
2528	TONDINI REMO			
2717	MICUCCI CECCHI GIANLUCA		5	5
DE*	BRECCIA GIUSEPPINA	11		11
2758	FIorentINI GIANLUCA			
2940	SIRONI ALESSANDRO			
RL*	MEDIOBANCA	11.185.033		11.185.033
3075	ANTOLINI GIOVANNI	36.055		36.055
3241	CRISTIANI GIANNI	195		195
4115	VENEZIA ANNAPOALA			
DE*	FONDAZIONE CASSA DI RISPARMIO DI TORINO		41.805.516	41.805.516
4130	AGOSTINI ANTONIO			
**D	FIDANTE PARTNERS LIQUID STRATEGIES	47.400		47.400
**D	ARK LIFE ASSURANCE COMPANY LIMITED	23.585		23.585
**D	FRANKLIN TEMPLETON INVESTMENT FUNDS	32.342		32.342
**D	FRANKLIN TEMPLETON INVESTMENT FUNDS	258.705		258.705
**D	UNI-GLOBAL	84.598		84.598
**D	JPMORGAN INVESTMENT FUNDS	415.482		415.482
**D	JPMORGAN FUNDS	62.140		62.140
**D	MORGAN STANLEY INVESTMENT FUNDS	1.178.659		1.178.659
**D	CBRE CLARION FUNDS SICAV-GLOBAL ALCEDA F	28.343		28.343
**D	SWISSLIFFE BANQUE VALEUROPE	32.500		32.500
**D	NMM5 GIEP PTN ACCOUNT	49.200		49.200
**D	NMM5 WIEQ BRF ACCOUNT	23.500		23.500
**D	NMM5 GIEP DWS ACCOUNT	42.732		42.732
**D	NMM5 GIEP NVN ACCOUNT	89.793		89.793
**D	NMM5-WIEQ-CNS ACCOUNT	65.026		65.026





## Assemblea Ordinaria del 21 aprile 2017

## LISTA ESITO DELLE VOTAZIONE

Oggetto: Relazione sulla remunerazione

## FAVOREVOLI

Badge	Ragione Sociale	Proprio	Delega	Totale
**D	NCF-GBL INFRASSTOCK FD	2.875.517		2.875.517
**D	WIF LAZ GBL PFD LIS INFRA	984.350		984.350
**D	THE MASTER TRUST BANK OF JAPAN LTD	995.565		995.565
**D	FIDELITY ADVISOR SERIES VIII INT CAPITAL	128.156		128.156
**D	GMO ALPHA ONLY FUND	2.101		2.101
**D	PYRAMIS GROUP TR FOR EMPLOYEES BENEF PLA	624.569		624.569
**D	VARIABLE INSURANCE PROD FD II INTER CAP	46.548		46.548
**D	JAPAN TRUSTEE SERVICES BANK LTD	3.154		3.154
**D	NN (L)	206.098		206.098
**D	ING DIRECT	40.376		40.376
**D	THE MASTER TRUST BANK OF JAPAN LTD	532		532
**D	PYRAMIS SELECT INTER EQ FUND LLC	22.060		22.060
**D	DEUTSCHE GLOBAL INFRASTRUCTURE FUND	1.374.941		1.374.941
**D	PYRAMIS GROUP TR FOR EMPLOYEES BENEF PLAN	13.455		13.455
**D	FIDELITY SAL ST SPARTAN GLOBAL EX US IN	51.245		51.245
**D	MACQUARIE GLOBAL LISTED INFRASTRUCTURE C	51.984		51.984
**D	THORNBURG GLOBAL INVESTMENT PLC	7.584		7.584
**D	KBI EAFE MARKETS EQUITY CIT	21.387		21.387
**D	FIDELITY SAL ST T SPARTAN TOTAL INT IN F	4.570		4.570
**D	FIDELITY UCITS ICAV	3.033		3.033
**D	COH STEERS GL.LIST. INFR.FD	124.615		124.615
**D	NUVEEN GLOBAL INFRASTRUCTURE FUND	771.693		771.693
**D	SANLAM UNIVERSAL FUNDS PLC	5.090		5.090
**D	THE ADV.INNER C.CORNERST.AD.GL.PUB.EQ. F	13.217		13.217
**D	PIMCO FUNDS GLOBAL INVESTORS SERIES PLC	304		304
**D	PANAGORA RISK PARITY M.A.C.FD	952		952
**D	STICHT BEDRIJ MEDIA PNO	39.300		39.300
**D	KEMEN EUROPEAN HIGH DIVIDEND FUND N.V.	1.226.007		1.226.007
**D	FCP SAINT MARTIN 7	34.900		34.900
**D	CARDIF ASSICURAZIONI SPA	15.000		15.000
**D	HENDERSON INSTIT EUROP INDEX OPP FUND	49.849		49.849
**D	CARDIF VITA COMPAGNIA ASSIC E RIASS SPA	750.000		750.000
**D	UNIVERSAL-CAV	23.414		23.414
**D	BETCJ DPF REVEH CITIBK RH ED SERV JERSEY	2.162		2.162
**D	MERCER OVERSEAS PROPERTY TRUST	81.517		81.517
**D	AMP CAP UNHEGGED GL SHS MULTI MAN FUND	13.790		13.790
**D	INSURANCE COMMISSION OF WESTERN AUSTRALI	70.162		70.162
**D	AUSTRALIAN CATHOLIC SUPERAN RETIREM FUND	4.997		4.997
**D	ENHANCED INDEX INTERNATIONAL SHARE FUND	68.224		68.224
**D	TCORPIM INDEXED INT SHARE(UNHEGGED) F	4.553		4.553
**D	IPAC SPECIALIST INVESTMENT STRATEGIES LI	76.823		76.823
**D	WHOLESALE UNIT TRUST MSCI GLOB INDEX SHS	4.092		4.092
**D	WHOLESALE UNIT TRUST GL. INFRASTRUCTURE F	115.115		115.115

LISTA ESITO DELLE VOTAZIONE  
 Oggetto: Relazione sulla remunerazione

FAVOREVOLI

Badge	Delega	Proprio	Totale
**D	1.464		1.464
**D	50.947		50.947
**D	2.019		2.019
**D	117.066		117.066
**D	2.200		2.200
**D	2.800		2.800
**D	2.500		2.500
**D	3.000		3.000
**D	4.000		4.000
**D	4.300		4.300
**D	2.000		2.000
**D	12.502		12.502
**D	41.264		41.264
**D	23.126		23.126
**D	818		818
**D	8.399		8.399
**D	1.494.570		1.494.570
**D	23.378		23.378
**D	44.934		44.934
**D	155.175		155.175
**D	96.800		96.800
**D	270.000		270.000
**D	913		913
**D	5.552		5.552
**D	5.765		5.765
**D	31.103		31.103
**D	2.540		2.540
**D	169.167		169.167
**D	261.490		261.490
**D	5.864		5.864
**D	12.151		12.151
**D	17.392		17.392
**D	19.246		19.246
**D	138.099		138.099
**D	651.645		651.645
**D	17.805		17.805
**D	451.237		451.237
**D	152.665		152.665
**D	12.095		12.095
**D	35.091		35.091
**D	213.978		213.978
**D	3.243		3.243
**D	335.057		335.057



Ragione Sociale  
 IPAC SPEC INV STR INT SHARE STR NO 9  
 AMP INTERNATIONAL EQUITY INDEX FUND  
 AMP INTERNATIONAL EQUITY INDEX FUND  
 WHOLESALE GLOBAL EQUITY INDEX FUND HED  
 AMP GLOBAL LISTED INFRAST INDEX FUND HED  
 FCP LES TROIS FONTAINES  
 FCP DIATEC  
 POINCARE II  
 FCP JPA  
 SICAV METISS  
 FCP DAY SOLVAY  
 FCP JCD FIVE  
 PI CH - EUROPEAN EX SWISS EQUITIES TRACKER EX SL  
 PI CH - WORLD EX SWISS EQUITIES TRACKER US  
 BANQUE PICTET & CIE SA  
 UMBERTO TRUST CAPITAL  
 PGSF GLOBAL HIGH YIELD UTILITIES EQUITIES FUND  
 PGSF GLOBAL UTILITIES EQUITIES FUND  
 PGSF GLOBAL UTILITIES EQUITIES CURRENCY HEDGE FUND  
 PGSF GLOBAL INCOME STOCK FUND  
 PICTET-EUROPE INDEX  
 FUJI XEROX PENSION FUND  
 GLOBAL HIGH DIVIDEND EQUITY MOTHER FUND  
 SHINKO GLOBAL EQUITY INDEX MOTHER FUND  
 GIVI GLOBAL EQUITY FUND CLT AC  
 UBI SICAV  
 RBC DEXIA MACQUARIE FD SOLUTIONS  
 QUAESTIO CAPITAL FUND  
 MAPLE BROWN ABBOTT FUNDS PLC  
 KEMPEN INTERNATIONAL FUNDS  
 SHELL TRUST (BERMUDA) LIMITED AS TRUSTEE  
 SHELL TRUST (BERMUDA) LTD AS TRUSTEE OF THE SHELL OVERSEAS C.P. FUND  
 UBS INTERNATIONAL EQUITY RELATIONSHIP FUND  
 NBS LIMITED TRAFALGAR COURT LES BANQUES  
 SAS TRUSTEE CORPORATION  
 SAS TRUSTEE CORPORATION LEVEL 16 83  
 H.E.S.T. AUSTRALIA LIMITED  
 STATE SUPER FINANCIAL SERVICES AUSTRALIA  
 UBS GLOBAL ASSET MANAGEMENT LIFE LTD  
 ROYAL BOROUGH OF KINGSTON UPON THAMES PE  
 BANCO CENTRAL DE TIMOR EST  
 THE BOEING COMPANY EMPLOYEE RETIREMENT P  
 BRUNEI SHELL RETIREMENT BENEFIT FUND  
 THE BOEING COMPANY EMPLOYEE RETIREMENT PLANS MASTER TRUST

LISTA ESITO DELLE VOTAZIONE  
 Oggetto: Relazione sulla remunerazione

## FAVOREVOLI

Badge	Ragione Sociale	Proprio	Delega	Totale
**D	DELTA PILOTS DISABILITY TRUST		7.219	7.219
**D	ROCKEFELLER & CO., INC		2.009	2.009
**D	FIDUCIARY TRUST COMPANY INTERNATIONAL AS		1.033	1.033
**D	JPMORGAN CHASE BANK N.A.		2.745	2.745
**D	THE BARCLAYS BANK UK RETIREMENT FUND		8.667	8.667
**D	IBM PERSONAL PENSION PLAN TRUST		2.276	2.276
**D	UBS ASSET MANAGEMENT LIFE LTD		6.891	6.891
**D	GENERAL MOTORS PENSIOENFONDS OFF		3.525	3.525
**D	GAMMA EMIRATES INVESTMENT L.L.C. EM		984	984
**D	UBS (US) GROUP TRUST		268.007	268.007
**D	MTBJ DAIDO LIFE FOREIGN EQUITY MOTHER FD		2.271	2.271
**D	AXA EQUITABLE LIFE INSURANCE CO		4.863	4.863
**D	AUSCOAL SUPERANNUATION FUND		371.504	371.504
**D	UBS GLOBAL ALLOCATION FUND		28.132	28.132
**D	SBC MASTER PENSION TRUST SBC MASTER PENSION TRUST 208		17.423	17.423
**D	FLEXSHARES MORNINGSTAR DEVELOPED MARKETS		10.728	10.728
**D	FLEXSHARES STOXX GLOBAL ESG IMPACT INDEX		70	70
**D	SBC MASTER PENSION TRUST		26.495	26.495
**D	JNL-S&P INTERNATIONAL 5 FUND		39.526	39.526
**D	RETIREMENT INCOME PLAN OF SAUDI ARABIAN		288	288
**D	FLEXSHARES STOXX GLOBAL BROAD INFRASTRUC		265.660	265.660
**D	AQR INTERNATIONAL MOMENTUM FUND		12.192	12.192
**D	FUNDACAO CALOUSTE GULBENKIAN		10.978	10.978
**D	JNL/BROOKFIELD GLOBAL INFRASTRUCTURE FUND		666.600	666.600
**D	AQR FUNDS AQR TAX-MANAGED INTL MOMENTUM		3.173	3.173
**D	JNL/MELLON CAPITAL INTNAL INDEX FUND		78.611	78.611
**D	FLEXSHARES INTERNATIONAL QUALITY DIVIDEND DEFENSIVE INDEX FUND		8.019	8.019
**D	EQ ADVISORS TST - ATM INTERNATIONAL MANA		13.945	13.945
**D	GOLDMAN SACHS TRUST - GOLDMAN SACHS INTE		54.886	54.886
**D	THE MASTER TRUST BANK OF JAPAN LTD		54.891	54.891
**D	THE MASTER TRUST BANK OF JAPAN, LTD AS TRUSTEE FOR MUTB400045796		556.984	556.984
**D	STICHTING SHELL PENSIOENFONDS		14.463	14.463
**D	SHELL PENSIONS TRUST LIMITED AS TRUSTEE OF SHELL CONTRIBUTORY PENSION FUND		15.726	15.726
**D	THE CAR CARE PENSION PLAN		12.749	12.749
**D	PRUDENTIAL LEGACY INSURANCE COMPANY OF N		9.719	9.719
**D	MASTER TRUST BANK OF JAPAN, LTD. PENSION		505.973	505.973
**D	FORSTA AP - FONDEN		1.972.604	1.972.604
**D	VIRTUS GLOBAL DIVIDEND FUND		213.676	213.676
**D	KAPITALFORENINGEN PENSAM INVEST PSI 30 EUROPAEISKE AKTIER		78.860	78.860
**D	BUREAU OF LABOR FUNDS- LABOR PENSION FUND		238.926	238.926
**D	BUREAU OF LABOR FUNDS-LABOR INSURANCE FUND		72.566	72.566
**D	BUREAU OF LABOR FUNDS- LABOR PENSION FUND		196.882	196.882
**D	BUREAU OF LABOR FUNDS- LABOR PENSION FUND		10.596	10.596

Azionisti:

1087

Teste:

23

Azionisti in proprio:

17

Azionisti in delega:

1070

Pagina 18

**LISTA ESITO DELLE VOTAZIONE**  
**Oggetto: Relazione sulla remunerazione**

**FAVOREVOLI**

Badge	Ragione Sociale	Proprio	Delega	Totale
**D	EQ-ADVISORS TRUST-AXA/AB DYNAMIC GROWTH	17.826	17.826	17.826
**D	VANTACETRUST III MASTER COLLECTIVE INVES	13.672	13.672	13.672
**D	THE MASTER TRUST BANK OF JAPAN	8.772	8.772	8.772
**D	BUREAU OF LABOR FUNDS-LABOR INSURANCE FUND	6.100	6.100	6.100
**D	BUREAU OF LABOR FUNDS-LABOR INSURANCE FUND	5.091	5.091	5.091
**D	BUREAU OF LABOR FUNDS-LABOR INSURANCE FUND	6.456	6.456	6.456
**D	BUREAU OF LABOR FUNDS - LABOR RETIREMENT FUND	635.549	635.549	635.549
**D	BUREAU OF LABOR FUNDS - LABOR RETIREMENT FUND	47.262	47.262	47.262
**D	NEW YORK STATE COMMON RETIREMENT FUND	19.289	19.289	19.289
**D	STATE OF WYOMING	6.314	6.314	6.314
**D	FIDELITY INVESTMENT FUNDS - FIDELITY MONEYBUILDER WORLD INDEX FUND	27.377	27.377	27.377
**D	FIDELITY INSTITUTIONAL SELECT GLOBAL EQU	22.740	22.740	22.740
**D	FIDELITY INVESTMENT FUNDS - FIDELITY	3.189	3.189	3.189
**D	TRUST AND CUSTODY SERVICED BANK LIMITED	27.920	27.920	27.920
**D	TRUST AND CUSTODY SERVICED BANK LIMITED	38.568	38.568	38.568
**D	BP MASTER TRUST FOR EMPLOYEE PENSION PLA	47.004	47.004	47.004
**D	SMA RELATIONSHIP TRUST SERIES G	19.820	19.820	19.820
**D	PROSHARES DJ BROOKFIELD GLOB.INFRASTR.ET	13.863	13.863	13.863
**D	MMA PRAXIS INTERNATIONAL INDEX FUND	15.594	15.594	15.594
**D	NEW MEXICO STATE INVESTMENT COUNCIL	37.931	37.931	37.931
**D	DELTA MASTER TRUST	1.982	1.982	1.982
**D	HOBART FAMILY INVESTMENTS LLC	903	903	903
**D	KATHERINE C. MOORE CHARITABLE LEAD ANNUITY TRUST II	252	252	252
**D	PROSHARES HEDGED FTSE EUROPE ETF	3.605	3.605	3.605
**D	O'SHARES FTSE EUROPE QUALITY DIVIDEND ET	10.991	10.991	10.991
**D	OPPENHEIMER MACQUARIE GLOBAL INFRASTRUCR	469.429	469.429	469.429
**D	VIRTUS TOTAL RETURN FUND	486	486	486
**D	THE KATHERINE MOORE REVOCABLE TRUST	12.423	12.423	12.423
**D	PUERTO RICO TELEPHONE COMPANY MASTER TRU	6.832	6.832	6.832
**D	UBS FTSE RAFI DEVELOPED 1000 INDEX FUND	84.387	84.387	84.387
**D	UBS MSCI WORLD MINIMUM VOLATILITY INDEX	97.037	97.037	97.037
**D	SUN LIFE SENTRY INFRASTRUCTURE FUND	18.025	18.025	18.025
**D	SPROTT GLOBAL INFRASTRUCTURE FUND	1.810	1.810	1.810
**D	MANULIFE INTERNATIONAL EQUITY INDEX FUND	817.379	817.379	817.379
**D	MAPLE BROWN ABBOT GLOBAL LISTED INFR FD	3.601	3.601	3.601
**D	LONDON LIFE INSURANCE COMPANY	18.663	18.663	18.663
**D	MACQUARIE GLOBAL INFRASTRUCTURE INCOME F	1.225.113	1.225.113	1.225.113
**D	RARE INFRASTRUCTURE VALUE FUND UNHEDGED	6.098	6.098	6.098
**D	RARE YIELD FUND	1.428.145	1.428.145	1.428.145
**D	RARE INFRASTRUCTURE VALUE FUND HEDGED	125.611	125.611	125.611
**D	BOMBARDIER TRUST (CANADA) REAL RETURN AS	133.787	133.787	133.787
**D	THE BOMBARDIER TRUST (UK)	56.413	56.413	56.413
**D	NATWEST DEP SW SVSTPEI IBI GS C	27.500	27.500	27.500
**D	LABORERS PENSION FUND OF WESTERN CANADA			



LISTA ESITO DELLE VOTAZIONE  
 Oggetto: Relazione sulla remunerazione

## FAVOREVOLI

Badge	Ragione Sociale	Proprio	Delega	Totale
**D	MANULIFE SOBEYS GLOBAL EQUITY FUND UT	68.700	68.700	68.700
**D	MANULIFE GLOBAL INFRASTRUCTURE FUND	146.200	146.200	146.200
**D	MANULIFE INVESTMENT EXCHANGE FUND CORP	50.800	50.800	50.800
**D	BROOKFIELD GLOBAL LISTED INFRASTRUCTURE	169.000	169.000	169.000
**D	BROOKFIELD GLOBAL INFRASTRUCTURE SECURIT	125.000	125.000	125.000
**D	ROYAL BANK OF CANADA (CHANNEL ISLANDS) L	3.707	3.707	3.707
**D	PRUDENTIAL ASSURANCE COMPANY LTD	49.404	49.404	49.404
**D	PRUDENTIAL PENSIONS LIMITED	15.025	15.025	15.025
**D	NATIONAL GRID UK PENSION SCHEME	127.709	127.709	127.709
**D	MOORE CAPITAL MANAGEMENT LP	41.227	41.227	41.227
**D	VANGUARD EUROPEAN STOCK INDEX FUND	955.435	955.435	955.435
**D	VANGUARD DEVELOPED MARKETS INDEX FUND	2.410.180	2.410.180	2.410.180
**D	GIM SPECIALIST INVESTMENT FUNDS	11.284	11.284	11.284
**D	VANGUARD TOTAL WORLD STOCK INDEX FUND	128.074	128.074	128.074
**D	ARTISAN INTERNATIONAL GROWTH TRS	435.878	435.878	435.878
**D	VANGUARD FTSE ALL-WORLD EX US INDEX FUND	797.196	797.196	797.196
**D	VANGUARD FUNDS PLC	128.201	128.201	128.201
**D	VANGUARD INVESTMENT SERIES PLC	599.712	599.712	599.712
**D	M TR FOR DEF CONTR PLNS OF AIRLINES	187.243	187.243	187.243
**D	BARYUM QUANT FCP	65.500	65.500	65.500
**D	FCP SAKKARAH 7	10.372	10.372	10.372
**D	AXA ROSENBERG EUROBLOC	323.400	323.400	323.400
**D	LA FRANCAISE LUX	79.879	79.879	79.879
**D	AXA VERSICHERUNGEN AG	5.000	5.000	5.000
**D	AXA LEBEN AG	9.000	9.000	9.000
**D	SICAV MONT	18.000	18.000	18.000
**D	FCP TRANSAT PATRIMOINE 2	85.000	85.000	85.000
**D	BANQUE PICTET & CIE SA	111.323	111.323	111.323
**D	CONSTRUCTION AND BUILDING UNIONS SUPERAN	246.153	246.153	246.153
**D	VANGUARD INTERNATIONAL SHARE INDEX FUND	112.774	112.774	112.774
**D	COMMINGLED PEN TR FD INTL(RES.ENHAN.IND)	8.822	8.822	8.822
**D	VANGUARD GLOBAL INFRASTRUCT. INDEX FUND	54.522	54.522	54.522
**D	BOMBARDIER TRUST U.S. MASTER TRUST	22.886	22.886	22.886
**D	CARBON AWARE INTERNATIONAL SHARES FUND	7.737	7.737	7.737
**D	ONEPATH GLOBAL SHARES LARGE CAP UNHEDGED	43.514	43.514	43.514
**D	MTBJ DAIDO LIFE FOREIGN EQUITY MOTHER FD	564.756	564.756	564.756
**D	JPMORGAN FUND II ICVC - JPM BALANCED MAN	2.420	2.420	2.420
**D	MARSHFIELD CLINIC MASTER TRUST	23.943	23.943	23.943
**D	SBC MASTER PENSION TRUST	232.315	232.315	232.315
**D	MINISTRY OF STRATEGY AND FINANCE	10.287	10.287	10.287
**D	JPMORGAN LIFE LIMITED	67.560	67.560	67.560
**D	TAMESIDE MBC RE GREATER MANCHESTER PENSION FUND	1.858.854	1.858.854	1.858.854
**D	VANGUARD TOTAL INTERNATIONAL STOCK INDEX	6.508.018	6.508.018	6.508.018

LISTA ESITO DELLE VOTAZIONE

Oggetto: Relazione sulla remunerazione

FAVOREVOLI

Badge	Ragione Sociale	Proprio	Delega	Totale
**D	VANGUARD FID COMPANY EUROPEAN STOCK INDE	22.985	22.985	22.985
**D	BUREAU OF LABOR FUNDS- LABOR PENSION FUND	34.801	34.801	34.801
**D	STICHTING DEPOSITARY APG DEVELOPED MARKET EQUITY MINIMUM VOLATILITY POOL	162.638	162.638	162.638
**D	VANTAGETRUST III MASTER COLLECTIVE INVES	126.728	126.728	126.728
**D	JPMORGAN GLOBAL ALLOCATION FUND	67.749	67.749	67.749
**D	JPMORGAN INTERNAT. RESEARCH ENHANCED EQUI	298.265	298.265	298.265
**D	JPMORGAN DIVERS RETURN EU EQUIT ETF	4.436	4.436	4.436
**D	JPMORGAN GLOBAL RESEARCH ENHANCED INDEX FUND	382.056	382.056	382.056
**D	JPMORGAN DIVERSIFIED REAL RETURN FUND	7.067	7.067	7.067
**D	DUKE ENERGY RETIREMENT SAVINGS PLAN	64.504	64.504	64.504
**D	FIDELITY M AND R-ORACLE CORPORATION 401(K) SAVINGS ANDINVESTMENT PLAN	61.876	61.876	61.876
**D	JPMORGAN INSURANCE TRUST GLOBAL ALLOCATI	2.700	2.700	2.700
**D	1290 FUNDS - 1290 SMARTBETA EQUITY FUND	500	500	500
**D	CI INCOME FUND	6.700	6.700	6.700
**D	AXA INSURANCE LIMITED	105.500	105.500	105.500
**D	FTSE ALL WORLD INDEX FUND	22.692	22.692	22.692
**D	REASSURE LIMITED	18.901	18.901	18.901
**D	HSBC EUROPEAN INDEX FUND	103.646	103.646	103.646
**D	HSBC MSCI EUROPE UCITS ETF	10.158	10.158	10.158
**D	HSBC GLOBAL INVESTMENT FUNDS	2.566	2.566	2.566
**D	HSBC ETFs PLC	8.013	8.013	8.013
**D	SCOTIA GLOBAL BALANCED FUND	28.000	28.000	28.000
**D	SCOTIA GLOBAL DIVIDEND FUND	311.900	311.900	311.900
**D	AMEV SCHADE BELEGGINGEN	40.087	40.087	40.087
**D	ASR LEVENVERZEKERING DE EENDRAGT PENSIO	17.405	17.405	17.405
**D	AXENT NABESTAANDENZORG N.V.	28.809	28.809	28.809
**D	AMERSF ALG BELEGGINGEN INZAKE AOV	22.187	22.187	22.187
**D	ASR LEVENVERZEKERING N.V.	8.981	8.981	8.981
**D	AMEV LEVEN BELEGGINGEN	174.289	174.289	174.289
**D	EUROPEISCHE VERZEKERING MAATSCHAPPIJ NV	1.373	1.373	1.373
**D	ASR AANVULLENDE ZIETEKOSTENVERSEKERING	3.121	3.121	3.121
**D	GLOBAL INFRASTR DIV FOCUS EQUITY FUND	859.417	859.417	859.417
**D	TRUST E CUSTODY SERVICES BANK LTD	73.395	73.395	73.395
**D	LOMBARD ODIER DARIER HFM SA INSTITUTIONNEL-3D	54.085	54.085	54.085
**D	NM5-WIQ-NVN ACCOUNT	21.981	21.981	21.981
**D	4 DIMENSIONS GLOBAL INFRASTRUCTURE FUND	2.890	2.890	2.890
**D	BBVABCO DEPOSITARIOINVEST FUNDS	359.296	359.296	359.296
**D	BBVA PENSION FUND	9.517	9.517	9.517
**D	GUGGENHEIM WORLD EQUITY INCOME FD	6.000	6.000	6.000
**D	GVFT SERIES D WORLD EQUITY INC SER	9.800	9.800	9.800
**D	DEUTSCHE XTRKS MSCI ALL WORLD HDG	2.268	2.268	2.268
**D	BNYMTCIL MK DIVGRTFD	990	990	990
**D	DREYFUS GLOBAL INFRASTRUCTURE FUND	30.210	30.210	30.210



Assemblea Ordinaria del 21 aprile 2017

LISTA ESITO DELLE VOTAZIONE  
 Oggetto: Relazione sulla remunerazione

## FAVOREVOLI

Badge	Ragione Sociale	Proprio	Delega	Totale
**D	NM PERA KBI EAFE DEVELOPED	46.858	246	46.858
**D	DREYFUS STRATEGIC BETA GLOBAL EQ FD	1		1
**D	BOK MCM DM PEQ	10.435		10.435
**D	SUBSIDIZED SCHOOLS P FUND NORTHERN	43.461		43.461
**D	NN PFINV NN PREMIUM DIVIDEND FUND	702		702
**D	AOHIT HAI RHUMBLINE EAFE	530		530
**D	HRCO RPMT HAP RHUMBLINE EAFE	15.641		15.641
**D	EMPLOYEES RETIREMENT TRUST OF BANK OF MONTREAL HARRIS	7.991		7.991
**D	PS FTSE LO BT EQ WT PORT	5.592		5.592
**D	KAPITALFORENINGEN EMD INVEST GLOBALE AKTIER II	3.204		3.204
**D	KAPITALFORENINGEN EMD INVEST GLOBALE AKTIER III	211.165		211.165
**D	700021 PD GLOBALE AKTIER I	41.794		41.794
**D	700241 PD STABILE AKTIER	1.276.632		1.276.632
**D	CEP DEP IP EUROPEAN EQUITY	387.202		387.202
**D	CEP DEP IP EUROPEAN EQTY INCOME	11.014		11.014
**D	CEP DEP IP EUROPEAN HIGH INCOME	125.286		125.286
**D	WILM MULTI MGR FD JO HAMBRO	21.056		21.056
**D	56053 IP GLOBAL EQUITIES I	7.907		7.907
**D	TACS NONUS EQUITY CORE MKT CONTINU	584		584
**D	PS FTSERAFI EU UCITS ETF BNYMTCIL	1.012		1.012
**D	PS FTFR ALLM3000 UCITSETF BNYMTCIL	33.994		33.994
**D	PS FTSE RAFI DEVEL MAR EX US PORT	113.100		113.100
**D	PFI DIV REAL ASSET FUND BROOKFIELD	818		818
**D	PRU INV PRT INC PRU BALANCED FD	17.877		17.877
**D	PRU QMA WRLD FD INC PRU INT EQTY	757		757
**D	PSF CONSERVATIVE BAL PORTF QMA	1.200		1.200
**D	PSF FLEXIBLE MANAGED PORTF QMA	13.835		13.835
**D	AST JPM GL THEM PORT 2 INT EME PDNB	10.064		10.064
**D	AST JENNISON GLOBAL INFRASTR PDMN	57.327		57.327
**D	PRU JEN GL INFRASTRUCTURE FUND PDLF	149.601		149.601
**D	AST FI PYRAMIS QUANT AA INT EQ PDGI	25.921		25.921
**D	AST QMA INTL CORE EQUITY PORT PDMP	1.216		1.216
**D	AST MORGAN STANLEY MULTI ASSET PDMS	27.097		27.097
**D	GREAT WEST INTERNATIONAL INDEX FUND	260.731		260.731
**D	BNYMTCIL BNYM GBL EQUITY INC FUND	13.500		13.500
**D	OXFORD DIOCESAN BOARD OF FINANCE	26.400		26.400
**D	UNIVERSITY OF LONDON FREE	15.900		15.900
**D	SIR JAMES KNOTT TRUST	9.400		9.400
**D	RCM SCHOLARSHIP FUND	12.300		12.300
**D	UNI OF NOTTINGHAM END FUND	11.100		11.100
**D	SOMERVILLE COLLEGE MAIN FUND	11.200		11.200
**D	ST ANNES COLLEGE	10.600		10.600
**D	CRIPPLEGATE FOUNDATION			

Azionisti: 1087

Azionisti in proprio: 17

Azionisti in delega: 23

Pagina 22

1070


LISTA ESITO DELLE VOTAZIONE  
 Oggetto: Relazione sulla remunerazione

FAVOREVOLI

Badge	Ragione Sociale	Proprio	Delega	Totale
**D	UNIVERSITY OF STRATHCLYDE GF		3.400	3.400
**D	HUNTER ENDOWMENT		1.600	1.600
**D	DESERET MRP ARTISAN		32.202	32.202
**D	PFI INTL EQUITY INDEX FUND		29.456	29.456
**D	CF MITON GLOBAL INFRASTRUCTURE INCOME FUND		9.400	9.400
**D	BNYMTCIL LAZARD GBL EQTY FRNCHS FND		141.677	141.677
**D	BNYMTCIL LAZARD GBL LI EQUITY FD		5.161.789	5.161.789
**D	BNYTD CF MACQUARIE GBL INFRS SRS FD		29.838	29.838
**D	PFI OVERSEAS FD PMC		23.855	23.855
**D	BNYTD CF CANLIFE GBL INERA FD	1	24.604	24.604
**D	NATWEST DEP NEWTON CONT EURO FD		2.238.773	2.238.773
**D	NATWEST DEP NEWTON GLOBAL INC FD		20.660	20.660
**D	NATWEST DEP NEWTON ML AS DIV RET FD		9.126	9.126
**D	IQ 50 PERCENT HEDGED FTSE INTL ETF		5.066	5.066
**D	IQ 50 PERCENT HEDGED FTSE EURO ETF		1.450	1.450
**D	DEP QF SSGA NONUS EQUITY H1		4.325	4.325
**D	DEP QF SSGA NONUS EQUITY R2		1.964	1.964
**D	DEP QF SSGA NONUS EQUITY B1		2.010	2.010
**D	DEP QF SSGA NONUS EQUITY B2		11.328	11.328
**D	GS ACTIVE BETA INTL EQUITY ETF		1.318	1.318
**D	GS ACTIVEBETA EUROPE ETF		4.458	4.458
**D	DEUTSCHE XTRK MSCI EMU HDG EQ ETF		45.770	45.770
**D	VOYA INTERNATIONAL INDEX PORTFOLIO		523	523
**D	DAEC NO SSGA TAX		600	600
**D	DAEC Q SSGA INTL TC		79.890	79.890
**D	NEXTERA DB ARTISAN NON US		2.147	2.147
**D	PB SSGA INTL EQ TAX		19.834	19.834
**D	PS6F STATE STREET INTL EQ		1.232	1.232
**D	SRSF PARAMETRIC DELTA SHIFT		14.582	14.582
**D	SEMPRA ENERGY PENSION MASTER TRUST		140.090	140.090
**D	TEACHERS RETIREMENT SYSTEM OF LOUISIANA		4.200	4.200
**D	TEACHERS RETIREMENT SYSTEM OF LOUISIANA		262.976	262.976
**D	AST ACADEM STRAT RAJENNISON PD07		293.293	293.293
**D	PFI DIV REAL ASSET FUND MACQUARIE		132.200	132.200
**D	RA2F RAREINFGLOBALVALFDLE		114.866	114.866
**D	DEUTSCHE XTRKS MSCI EURO CCYHDG		1.607	1.607
**D	USMIA GLOBAL EQUITY		4.859	4.859
**D	BOA OMNIBUS PERAMETRIC		6.261	6.261
**D	DEUTSHCE XTRK SP HDG GBL INFR		39.679	39.679
**D	ROWF GT ALPHAXTEXUS		253.906	253.906
**D	DEUTSCHE XTRKS MSCI EAFE CCYHDG		9.591	9.591
**D	PGTF DR NON US EQUITY GT		82	82
**D	DBX FTSE DEV EX US COMP FACTOR			







**LISTA ESITO DELLE VOTAZIONE**  
**Oggetto: Relazione sulla remunerazione**

**FAVOREVOLI**

Badge	Ragione Sociale	Proprio	Delega	Totale
**D	CI5F DEUTSCHEGLOBAL INFRA	15.538	15.538	15.538
**D	SAEF SCE PANAGORA QUAL	16.200	16.200	16.200
**D	NATWEST DEP NEWTON MA INCOME FD	33.292	33.292	33.292
**D	LB CROYDON LGIM	16.661	16.661	16.661
**D	RAILWAYS PENSION TRUSTEE COMPANY LIMITED	36.729	36.729	36.729
**D	BNYMTD DEP OF PG GENERATIONS FUND	9.000	9.000	9.000
**D	SPARTAN INTL INDEX	532.703	532.703	532.703
**D	BELLSOUTH CORP REA VEB A TRUST	11.763	11.763	11.763
**D	CP2F LAZARD INFRASTRUCTURE	140.018	140.018	140.018
**D	DREYFUS GLOBAL EQUITY INCOME FUND	145.889	145.889	145.889
**D	DREYFUS INTERNATIONAL STOCK INDEX FUND	17.074	17.074	17.074
**D	FPCF SSGA MSCI WORLD EXUS	5.725	5.725	5.725
**D	FPCF WINTON GLOBAL	950	950	950
**D	FPCF SSGA EDHEC	1.766	1.766	1.766
**D	FXPE LAZARD INFRASTRUCTUR	618.480	618.480	618.480
**D	DEUTSCHE XTRK MSCI ITALY HDG ETF	3.708	3.708	3.708
**D	MNVE SSGA INTL EQUITY	2.252	2.252	2.252
**D	NHTF ARTISAN PARTNERS	69.353	69.353	69.353
**D	SHELL PENSION TRUST	21.785	21.785	21.785
**D	DRMA LTD	18.349	18.349	18.349
**D	ATANDT UNION WELFARE BENEFIT TRUST	6.043	6.043	6.043
**D	WF AUTO CLUB INSURANCE ASSOCIATION	29.146	29.146	29.146
**D	C9W CITW FD PARAMETRIC	849	849	849
**D	AT AND T SAVINGS GROUP INVESTMENT TRUST	21.950	21.950	21.950
**D	RHODE ISLAND EMPLOYEES RETIREMENT SYSTEMS POOLED TRUST	15.277	15.277	15.277
**D	UFJF MCM MSCI WORLD FD	5.007	5.007	5.007
**D	PUBLIC EMPLOYEE RETIREMENT SYSTEM OF IDAHO	20.874	20.874	20.874
**D	INVESCO FUNDS	1.601.413	1.601.413	1.601.413
**D	NSNF PARA EAFE MONTI	2.674	2.674	2.674
**D	NSNF PARA EAFE PI 1	4.416	4.416	4.416
**D	NSNF PARA EAFE PI 2	2.703	2.703	2.703
**D	WF XCEL ENERGY INC VEBTRE	5.761	5.761	5.761
**D	VANGUARD INTL HIGH DIV YLD INDEX FD	22.145	22.145	22.145
**D	PDBF NUVEEN	130.340	130.340	130.340
**D	PGEF PG E QUALIFIED PANAGORA EAFE	11.077	11.077	11.077
**D	FSEAF F208	94.617	94.617	94.617
**D	NBK SSGA EQ 2	15.089	15.089	15.089
**D	NBK UBS EQ	6.177	6.177	6.177
**D	NON US EQ MGR PT 4 OFFSR MT ARTISAN	63.767	63.767	63.767
**D	TD WATERHOUSE CANADA INC	144.000	144.000	144.000
**D	LAPF KLEINWORT BENSON	32.406	32.406	32.406
**D	DEUTSCHE XTRK MSCI EAFE HDY HDG ETF	1.108	1.108	1.108
**D	DEUTSCHE XTRK MSCI EMU HDY HDG ETF	4.472	4.472	4.472

**LISTA ESITO DELLE VOTAZIONE**  
**Oggetto: Relazione sulla remunerazione**

**FAVOREVOLI**

Badge	Regione Sociale	Proprio	Delega	Totale
**D	DEUTSCHE XTRX MSCI STH EUR HDG ETF	1.285	80	1.285
**D	BNYMTCIL FT GBL ALPHADEX UCITS ETF	15.033	16.964	15.033
**D	QSBF ARTISAN INTL GROWTH	49.931	40.946	16.964
**D	COUNTY EMPLOYEES ANNUITY AND BENEFIT FUND OF COOK COUNTY	222.800	177.000	49.931
**D	MSV LIFE P L C	14.100	777	40.946
**D	US BK AK STEEL CORP MSTR PEN TR AT	190.719	19.400	222.800
**D	US BK BROOKFIELD GBL LST INF IN FD	738	757	177.000
**D	USBK BROOKFIELD GBL LIS INFRAS FD	420	328	14.100
**D	US BANK TAX EXEMPT OMNI REP NONRECC	905	41.910	777
**D	USBK FRONTIERA MFG CORE INFRASR FD	38.544	376.898	190.719
**D	USBK BROOKFIELD REAL ASSETS SEC FD	290.020	364	19.400
**D	USBK REGIONAL TRANSPORTATION DSPP	16.287	177.486	738
**D	USBK AHAI RHUMBLINE ADVISERS	333.075	308.152	420
**D	B4305 FRB S LUND RES TR FBO B LUND	43.135	7.753	328
**D	B4306 FRB M LUND REV TR	265.733	3.372	905
**D	USBK AMERICAN HEART ASSOCIATION INC	5.729	1.859	41.910
**D	ATFF ARTISAN PARTNERS	149.460	82.836	38.544
**D	MSV JP MORGAN	88.722	1	376.898
**D	AP7 EQUITY FUND	142.442	78.841	290.020
**D	ALASKA PERMANENT FUND CORPORATION	2.440	2.580	364
**D	ALASKA PERMANENT FUND CORPORATION	2.433	2.255	16.287
**D	ALASKA PERMANENT FUND CORPORATION	2.509	5.909	177.486
**D	1217 APG DME INDUSTR			333.075
**D	1253 APG DME CORE EU			308.152
**D	2054 APG DME BLACKR			43.135
**D	CBRE CLARION GLOBAL INFRASTRUCTURE VALUE FUND			7.753
**D	SSGA GLOBAL TEMC STRAT POOL			265.733
**D	VIRGINIA RETIREMENT SYSTEM			3.372
**D	INVESCO PERPETUAL GLOBAL TARGETED INCOME FUND			5.729
**D	PANAGORA RISK PARITY MULTI ASSET MASTER FUND LTD			1.859
**D	MIDDLETOWN WORKS HOURLY AND SALARIED UNION RETIREES HEALTH CARE FUND			149.460
**D	CPZ COP SERS ARTISAN PARTNERS LP			82.836
**D	CPZ COP SERS MCM MSCI WORLD X US			88.722
**D	ENSIGN PEAK ARTISAN INTL LCG			1
**D	LOUISIANA STATE ERS MSCI EXUS INDEX			142.442
**D	NV PERS MELLON CAPITAL INDEX			78.841
**D	NV PERS SSGA EAFE INDEX			2.440
**D	NV RBIF ALLNCEBRSNSTN INTL EQ			2.580
**D	UPMC BMO PENSION			2.433
**D	UPMC BMO FCP			2.255
**D	UPMC BMO			2.509
**D	AST GS MULTI ASSET PORT LIQ PDHB			5.909



LISTA ESITO DELLE VOTAZIONE  
 Oggetto: Relazione sulla remunerazione

## FAVOREVOLI

Badge	Ragione Sociale	Proprio	Delega	Totale
**D	POOL RE JPM REI EQUITY		10.792	10.792
**D	POOL RE L AND G MSCI EQ		3.160	3.160
**D	PENN SERIES DEV INTL INDEX FUND		3.039	3.039
**D	LEGG MASON GLOBAL FUNDS FCLGEGG MASON RARE INFRASTRUCTURE VALUE FUND		379.887	379.887
**D	PHC SSGA EQ		40.042	40.042
**D	BROOKFIELD REAL ASSETS INCOME FUND INC		81.900	81.900
**D	PENSION RESERVES INVESTMENT TRUST FUND		142.064	142.064
**D	BELL ATLANTIC MASTER TRUST		26.255	26.255
**D	VEBA PARTNERSHIP N L P		12.511	12.511
**D	VERIZON MASTER SAVINGS TRUST		72.072	72.072
**D	VOYA INTERNATIONAL CORE FUND		2.488	2.488
**D	DUKE ENERGY QUALIFIED NUCLEAR DECOMMISSIONING		3.463	3.463
**D	GENERAL MILLS INVESTMENT TRUST		58.660	58.660
**D	VEBA TRUST FOR THE GENERAL MILLS AND BAKERY CONFECTIONERY TOBACCO AND GRAIN MILLERS HEALTH AND WELFARE PLAN		11.562	11.562
**D	LINCOLN VARIABLE INSURANCE PRODUCTS TRUST LVIP SSGA DEVELOPED INTERNATIONAL 150 FUND		238.096	238.096
**D	LINCOLN VARIABLE INSURANCE PRODUCTS TRUST LVIP SSGA INTERNATIONAL INDEX FUND		80.622	80.622
**D	MERCY INVESTMENT SERVICES INC		6.746	6.746
**D	PUBLIC EMPLOYEES RETIREMENT ASSOCIATION OF NEW MEXICO		26.693	26.693
**D	BOARD OF PENSIONS OF THE EVANGELICAL LUTHERAN CHURCH IN AMERICA		12.531	12.531
**D	THE STATE OF CONNECTICUT ACTING THROUGH ITS TREASURER		68.494	68.494
**D	SOUTH CAROLINA RETIREMENT SYSTEMS GROUP TRUST		109.101	109.101
**D	TENNESSEE VALLEY AUTHORITY RETIREMENT SYSTEM		29.416	29.416
**D	INTERNATIONAL BANK FOR RECONSTRUCTION AND DEVELOPMENT		26.833	26.833
**D	INTERNATIONAL BANK FOR RECONSTRUCTION AND DEVELOPMENT		2.945	2.945
**D	ADVANCED SERIES TRUST AST ACADEMIC STRATEGIES ASSET ALLOCATION PORTFOLIO		16.814	16.814
**D	PRUDENTIAL INVESTMENT PORTFOLIO 2 PRUDENTIAL OMA INTL DEVELOPED MRKTS INDEX FUND		580	580
**D	MACQUARIE GLOBAL INFRASTRUCTURE TOTAL RETURN FUND INC		343.688	343.688
**D	ENERGY INSURANCE MUTUAL LIMITED		3.239	3.239
**D	FRK MUT EURO FD		44.246	44.246
**D	FRANKLIN MUTUAL EUROPEAN FUND		5.095	5.095
**D	FGT FRK GLOBAL LSTD INFRASTRUCT FD		54.605	54.605
**D	PIONEER INVESTMENT MANAGEMENT SGRPA / AZIONARIO CRESCITA		314.991	314.991
**D	ELEVA UCITS FUND-ELEVA ABSOLU.		1.341.900	1.341.900
**D	ELEVA UCITS FUND-ELEVA ABSOLUT		34.200	34.200
**D	TRUST AND CUSTODY SERVICES B.		5.200	5.200
**D	KOKUSAI EQUITY INDEX FUND		5.037	5.037
**D	CNS GLOBAL LIST INFRASTRUCTUR.		164.920	164.920
**D	TRUST + CUSTODY SERVICES BANK,		161.537	161.537
**D	TRUST AND CUSTODY SERVICES BAN		43.237	43.237
**D	NUVEEN GLOBAL INVESTORS FUND P		47.729	47.729
**D	METROPOLE GESTION		362.400	362.400
**D	MAAF ASSURANCES SA		319.200	319.200

LISTA ESITO DELLE VOTAZIONE

Oggetto: Relazione sulla remunerazione

FAVOREVOLI

Badge	Ragione Sociale	Proprio	Delega	Totale
**D	PROTEC BTP	7.020	7.020	7.020
**D	PIONEER FUNDS - ITALIAN EQUITY	88.679	88.679	88.679
**D	PIONEER FUNDS-GLOBAL EQ.TARG.I	797.124	797.124	797.124
**D	PIONEER ASSET MANAGEMENT S.A	2.100.341	2.100.341	2.100.341
**D	PIONEER STRUCT.SOL.F.P.CED 09	81.350	81.350	81.350
**D	PSF-DIV TARGET INC 112021	7.300	7.300	7.300
**D	PIONEER STRUCT.SOL.F.PR.CED 03	35.190	35.190	35.190
**D	PIONEER STRUCT.SOL.F.PR.CED 11	57.090	57.090	57.090
**D	PIONEER STRUCT.SOL.F.PROG.CED02	32.840	32.840	32.840
**D	PIONEER STRUCT.S.F.PR.C 032021	37.760	37.760	37.760
**D	PIONEER STR.S.F.PROG.CED 05	38.780	38.780	38.780
**D	PIONEER STR.S.PROG.CED 06 PIM	28.200	28.200	28.200
**D	PIONEER ST.S.F.PROG.CED 08 PIM	14.800	14.800	14.800
**D	PSSF PROGE CEDOLA 09 2021 PIM	23.130	23.130	23.130
**D	PIONEER S.F-DIVERSIFIED TARG.I	7.700	7.700	7.700
**D	PSSF PROGETTO CED 11 2021 PIM	19.600	19.600	19.600
**D	PSSF PROGETTO CED 12 2021 PIM	15.720	15.720	15.720
**D	PSSF PROGETTO CED 02 2022 PIM	33.550	33.550	33.550
**D	PROXY TEAM PARAMETRIC PORTFOLIO ASSOCIATES	2.979	2.979	2.979
**D	AEGON CUSTODY B.V	88.279	88.279	88.279
**D	AHL DIRECTIONAL EQUITIES MASTER LIMITED	33.437	33.437	33.437
**D	AHL EVOLUTION LTD SHARMAINE BERKELEY ARGONAUT LTD	774.259	774.259	774.259
**D	AHL GENESIS LIMITED	13.230	13.230	13.230
**D	BERESFORD FUND PLC	92.562	92.562	92.562
**D	CBOSC ATF CW BK GRP SUP WGS08	8.520	8.520	8.520
**D	CBRE CLARION REAL ASSET LONG/SHORT FUND LP C/O THE CORPORATION TRUST	10.421	10.421	10.421
**D	COLONIAL FIRST STATE INVESTMENTS LIMITED.	865.276	865.276	865.276
**D	COMMONWEALTH GLOBAL INFRASTRUCTURE SECURITIES FUND 1	580.889	580.889	580.889
**D	FIDANTE PARTNERS LIMITED	261.960	261.960	261.960
**D	GMO COMPLETION FUND MASTER PORTFOLIO A SERIES OF GMO OFFSHORE MASTER PORTFOLIO V LTD	3.876	3.876	3.876
**D	GOVERNMENT OF SINGAPORE	974.913	974.913	974.913
**D	IRISH LIFE ASSURANCE.	245.457	245.457	245.457
**D	IRISH LIFE ASSURANCE PLC	86.236	86.236	86.236
**D	JANUS CAPITAL FUNDS PLC.	8.666	8.666	8.666
**D	JOHN HANCOCK FUNDS II INTERNATIONAL STRATEGIC EQUITY ALLOCATION FUND	38.532	38.532	38.532
**D	JOHN HANCOCK VARIABLE INSURANCE TRUST INTERNATIONAL EQUITY INDEX TRUST	9.814	9.814	9.814
**D	LEGAL AND GENERAL	92.721	92.721	92.721
**D	LEGAL AND GENERAL ASSURANCE PENSIONS MANAGEMENT LIMITED	6.210.524	6.210.524	6.210.524
**D	LEGAL AND GENERAL ASSURANCE SOCIETY LIMITED	4.575	4.575	4.575
**D	LEGAL AND GENERAL COLLECTIVE INVESTMENT TRUST.	151.864	151.864	151.864
**D	MACQUARIE INVESTMENT MANAGEMENT LIMITED	287.824	287.824	287.824
**D	MACQUARIE MULTI FACTOR FUND	4.858	4.858	4.858
**D	MONETARY AUTHORITY OF SINGAPORE	277.507	277.507	277.507



## LISTA ESITO DELLE VOTAZIONE

Oggetto: Relazione sulla remunerazione

## FAVOREVOLI

Badge	Ragione Sociale	Proprio	Delega	Totale
**D	NATIONAL COUNCIL FOR SOCIAL SECURITY FUND.	24.227	24.227	24.227
**D	NATIONAL COUNCIL FOR SOCIAL SECURITY FUND.	38.736	38.736	38.736
**D	NATIONAL COUNCIL FOR SOCIAL SECURITY FUND.	2.510	2.510	2.510
**D	NUMERIC MULTI STRATEGY MARKET NEUTRAL LEVERED OFFSHORE FUND LIMITED	460	460	460
**D	NUMERIC SOCIALLY AWARE MULTI STRATEGY FUND LTD	5.780	5.780	5.780
**D	PINEBRIDGE FUND SERIES PINEBRIDGE EUROPE EQUITY FUND	68.649	68.649	68.649
**D	SSBL OBO AB ARYA PARTNERS (MASTER) FUND - ARKEMS	117.500	117.500	117.500
**D	THE NOMURA TRUST AND BANKING CO. LTD	9.852	9.852	9.852
**D	VICTORY CEMP INTERNATIONAL HIGH DIV VOLATILITY WTD INDEX ETF	11.506	11.506	11.506
**D	VICTORY CEMP MARKET NEUTRAL INCOME FUND	4.495	4.495	4.495
**D	VISION POOLED SUPERANNUATION TRUST	1.021	1.021	1.021
**D	RETURN TO WORK CORPORATION OF SOUTH AUSTRALIA	132.473	132.473	132.473
**D	VICTORIAN SUPERANNUATION FUND	11.631	11.631	11.631
**D	UBS ASSET MANAGEMENT (AUSTRALIA) LTD	12.267	12.267	12.267
**D	MLC INVESTMENTS, MLC LIMITED	22.346	22.346	22.346
**D	UBS FUND MANAGEMENT (SWITZERLAND) AG.	186.337	186.337	186.337
**D	UBS (LUX) STRATEGY XTRA SICAV	1.311	1.311	1.311
**D	UBS FUND MANAGEMENT (LUXEMBOURG) SA	905	905	905
**D	UBS GLOBAL SOLUTIONS - GLOBAL EQUITIES EUR	8.028	8.028	8.028
**D	MILFORD GLOBAL FUND	85.000	85.000	85.000
**D	ENERGY SUPER	113.648	113.648	113.648
**D	NORGES BANK	236.319	236.319	236.319
**D	AOR ORACLE FUND LP	319	319	319
**D	NUMERIC ABS RETURN FD LP	7.750	7.750	7.750
**D	AOR CHURCHILL MASTER ACCOUNT LP	4.769	4.769	4.769
**D	NUMERIC MULTI STRATEGY MARKET NEUTRAL LEVERED OFFSHORE FUND LTD	15.930	15.930	15.930
**D	UBSGLOBAL HIGH CONVICTION	7.943	7.943	7.943
**D	GOVERNMENT OF NORWAY	8.177.153	8.177.153	8.177.153
**D	NOVARTIS CORPORATION PENSION MASTER TRUST	8.564	8.564	8.564
**D	LEGG MASON DEVELOPED EX-US DIVERSIFIED CORE ETF	419	419	419
**D	LEGG MASON GLOBAL INFRASTRUCTURE ETF	3.273	3.273	3.273
**D	BEAUMONT HEALTH MASTER RETIREMENT TRUST	4.310	4.310	4.310
**D	WILLIAM BEAUMONT HOSPITAL	3.835	3.835	3.835
**D	HIRTLE CALLAGHAN TRUST INTERNATIONAL EQUITY PORTFOLIO	57.510	57.510	57.510
**D	KAISER PERMANENTE GROUP TRUST	416.367	416.367	416.367
**D	KAISER PERMANENTE GROUP TRUST	694.271	694.271	694.271
**D	HC CAPITAL TRUST- THE INSTITUTIONAL INTERNATIONAL EQUITY PTF	66.892	66.892	66.892
**D	ARKWRIGHT, LLC	5.464	5.464	5.464
**D	SYLVAN PARTNERS, LLC	429	429	429
**D	KAISER FOUNDATION HOSPITALS	411.583	411.583	411.583
**D	KAISER FOUNDATION HEALTH PLAN INC	64.244	64.244	64.244
**D	FIDELITY RUTLAND SQUARE TRUST II: STRATEGIC ADVISERS INT II F	75.320	75.320	75.320
**D	FIDELITY RUTLAND SQUARE TR II: STRAT ADV INT MULTI-MANAGER F	1.821	1.821	1.821

LISTA ESITO DELLE VOTAZIONE

Oggetto: Relazione sulla remunerazione

FAVOREVOLI

Badge	Ragione Sociale	Proprio	Delega	Totale
**D	JOHN HANCOCK VAR INS TRUST STRATEGIC EQUITY ALLOCATION TRUST		112.443	112.443
**D	JOHN HANCOCK FUNDS II STRATEGIC EQUITY ALLOCATION FUND		70.197	70.197
**D	BMO DISCIPLINED INTERNATIONAL EQUITY FUND		5.821	5.821
**D	LAZARD GLOBAL LISTED INFRASTRUCTURE PORTFOLIO		12.758.572	12.758.572
**D	LAZARD REAL ASSETS AND PRICING OPPORTUNITIES PORTFOLIO		4.594	4.594
**D	INTERNATIONAL EXPATRIATE BENEFIT MASTER TRUST		2.104	2.104
**D	COHEN + STEERS INFRASTRUCTURE FUND, INC.		2.477.633	2.477.633
**D	COHEN & STEERS, INC		2.233	2.233
**D	GOLDMAN SACHS TRST II-GOLDMAN SACHS MULTI-MNGR GLOBAL EQ FUND		1.035	1.035
**D	GOLDMAN SACHS TRUST II-GOLDMAN SACHS M-M REAL ASSETS STRAT FD		17.595	17.595
**D	GOLDMAN SACHS TRUST - GOLDMAN SACHS GLOBAL MANAGED BETA FUND		580	580
**D	GOLDMAN SACHS TRUST - GOLDMAN SACHS GLOBAL INFRASTRUCTURE FUND		3.754	3.754
**D	INTERNATIONAL MONETARY FUND		8.659	8.659
**D	ALLIANCEBERNSTEIN GLOBAL RISK ALLOCATION FUND INC		667	667
**D	THE ALLIANCEBERNSTEIN POOLING PTF - ALLIANCEB VOL MNGM PTF		3.955	3.955
**D	ALLIANCEBERNST VAR PROD SER F INC.ALLIANCEB DYN ASSET ALL PTF		176	176
**D	JOHN HANCOCK LIFE AND HEALTH INSURANCE COMPANY		19.762	19.762
**D	METROPOLITAN LIFE INSURANCE COMPANY		16.709	16.709
**D	THE MASTER TRUST BK OF JP LTD: HITACHI FOREIGN EQ INDEX NF		8.442	8.442
**D	GNAM INVESTMENT FUNDS TRUST		59.406	59.406
**D	GNAM GROUP PENSION TRUST II		13.741	13.741
**D	IBM RETIREMENT PLAN		2.891	2.891
**D	THORNBURO INVESTMENT INCOME BUILDER FUND		19.236.102	19.236.102
**D	AMERICAN BUREAU OF SHIPPING		945	945
**D	ARTISAN INTERNATIONAL FUND		5.145.035	5.145.035
**D	STRATEGIC ACTIVE TRADING FUNDS PIC		11.226	11.226
**D	JP TR SERV BK LTD ATF MATB MSCI KOKUSAI INDEX MOTHER F		9.083	9.083
**D	THE MASTER TR BK OF JAPAN LTD ATF MORGAN STANLEY GL INFR MTH F		2.961	2.961
**D	AXA IM SMART MATCHING SOLUTIONS PUBLIC LIMITED COMPANY		7.500	7.500
**D	ALPS INTERNATIONAL SECTOR DIVIDEND DOGS ETF		170.744	170.744
**D	ALPINE GLOBAL INFRASTRUCTURE FUND		131.000	131.000
**D	THE MASTER TR BK OF JP LTD ATF INVESCO DEV COUNT EQ INDEX M F		43	43
**D	AQR INTERNATIONAL EQUITY EDGE FUND, L.P.		51	51
**D	CARPENTERS RETIREMENT PLAN OF WESTERN WASHINGTON		32.598	32.598
**D	AXA INVESTMENT MANAGERS DEUTSCHLAND GMBH FOR AXA EUROPA		1.800	1.800
**D	AXA ROSENBERG EQUITY ALPHA TRUST		85.900	85.900
**D	STATE OF ALASKA RETIREMENT AND BENEFITS PLANS		67.100	67.100
**D	STATE OF ALASKA RETIREMENT AND BENEFITS PLANS		413.595	413.595
**D	UNITED TECHNOLOGIES CORPORATION EMPLOYEE SAVINGS PLAN		27.320	27.320
**D	THE WALT DISNEY COMPANY RETIREMENT PLAN MASTER TRUST		5.432	5.432
**D	BROCKFIELD REAL ASSETS HYBRID MASTER FUND L.P		15.200	15.200
**D	TIAA-CREF FUNDS - ENHANCED INTERNATIONAL EQUITY INDEX FUND		139.895	139.895
**D	MET INVESTOR SERIES TRUST-ALLIANCE GLOBAL DYNAMIC ALL PTF		42.088	42.088



LISTA ESITO DELLE VOTAZIONE  
 Oggetto: Relazione sulla remunerazione

## FAVOREVOLI

Badge	Ragione Sociale	Proprio	Delega	Totale
**D	UAW RETIREE MEDICAL BENEFITS TRUST	227.844	227.844	227.844
**D	CENTRAL PROVIDENT FUND BOARD	4.816	4.816	4.816
**D	DESJARDINS GLOBAL INFRASTRUCTURE FUND	257.832	257.832	257.832
**D	DESJARDINS GLOBAL BALANCED STRATEGIC INCOME FUND	8.493	8.493	8.493
**D	CALVERT VP EAFE INTERNATIONAL INDEX PORTFOLIO	4.209	4.209	4.209
**D	CALVERT RESP INX SRS, INC.-CLVRT DVD MKRYS EX-U.S. RSP INX FD	1.470	1.470	1.470
**D	CAISSE DE DEPOT ET PLACEMENT DU QUEBEC	826.511	826.511	826.511
**D	THE REGENTS OF THE UNIVERSITY OF CALIFORNIA	111.595	111.595	111.595
**D	VALIC COMPANY I - GLOBAL SOCIAL AWARENESS FUND	7.576	7.576	7.576
**D	FIDELITY SELECT GLOBAL EQUITY INSTITUTIONAL TRUST	28.092	28.092	28.092
**D	FIDELITY SELECT INTERNATIONAL EQUITY INSTITUTIONAL TRUST	82.076	82.076	82.076
**D	FIDELITY GLOBAL EQUITY INVESTMENT TRUST	4.119	4.119	4.119
**D	FIDELITY INTERNATIONAL EQUITY INVESTMENT TRUST	76.282	76.282	76.282
**D	SAN JOSE FEDERATED RETIREE HEALTH CARE TRUST FUND	4.987	4.987	4.987
**D	PARAMETRIC INTERNATIONAL EQUITY FUND	11.722	11.722	11.722
**D	FDP GLOBAL DIVIDEND EQUITY PRIVATE PORTFOLIO	21.704	21.704	21.704
**D	TAX - MANAGED INTERNATIONAL EQUITY PORTFOLIO	3.094	3.094	3.094
**D	BENEFIT TRUST COMPANY	14.800	14.800	14.800
**D	THE GENERAL MOTORS CANADA HOURLY PLAN TRUST	13.396	13.396	13.396
**D	THE GENERAL MOTORS CANADA SALARIED PLAN TRUST	2.384	2.384	2.384
**D	LAND BK OF TW IN ITS CAP AS MSTR CUS OF FR TEM SIN M-A INC B F	6.993	6.993	6.993
**D	DYNAMIC GLOBAL INFRASTRUCTURE FUND	935.600	935.600	935.600
**D	DYNAMIC ALTERNATIVE YIELD FUND	1.195.000	1.195.000	1.195.000
**D	DYNAMIC GLOBAL EQUITY INCOME FUND	78.546	78.546	78.546
**D	DYNAMIC GLOBAL STRATEGIC YIELD FUND	17.615	17.615	17.615
**D	ROCHE U.S. RETIREMENT PLANS MASTER TRUST	222.688	222.688	222.688
**D	BROOKFIELD GLOBAL REAL ASSET FUND	3.700	3.700	3.700
**D	TRANSAMERICA JPMORGAN TACTICAL ALLOCATION VP	10.448	10.448	10.448
**D	LAZARD GLOBAL INFRASTRUCTURE FUND	745.661	745.661	745.661
**D	TRANSAMERICA AB DYNAMIC ALLOCATION VP	2.254	2.254	2.254
**D	TANGERINE DIVIDEND PORTFOLIO	1.394	1.394	1.394
**D	TANGERINE BALANCED INCOME PORTFOLIO	829	829	829
**D	TANGERINE BALANCED PORTFOLIO	5.242	5.242	5.242
**D	TANGERINE BALANCED GROWTH PORTFOLIO	4.518	4.518	4.518
**D	TANGERINE EQUITY GROWTH PORTFOLIO	4.000	4.000	4.000
**D	LAZARD GLOBAL LISTED INFRASTRUCTURE (CANADA) FUND	1.599.684	1.599.684	1.599.684
**D	MM SELECT EQUITY ASSET FUND	9.482	9.482	9.482
**D	MM MSCI EAFE INTERNATIONAL INDEX FUND	8.617	8.617	8.617
**D	SPDR S+P GLOBAL DIVIDEND ETF	51.950	51.950	51.950
**D	INTECH GLOBAL ALL COUNTRY ENHANCED INDEX FUND LLC	30	30	30
**D	SEASONS SERIES TRUST INTERNATIONAL EQUITY PORTFOLIO	6.844	6.844	6.844
**D	SUNAMERICA SERIES TRUST- SA SCHRODERS VCP GLO ALLOC PORTFOLIO	5.623	5.623	5.623
**D	SUNAMERICA SERIES TRUST - SA INTERNATIONAL INDEX PORTFOLIO	7.342	7.342	7.342

## LISTA ESITO DELLE VOTAZIONE

Oggetto: Relazione sulla remunerazione

## FAVOREVOLI

Badge	Ragione Sociale	Proprio	Delega	Totale
**D	STATE STREET GLOBAL EQUITY EX-US INDEX PORTFOLIO		21.329	21.329
**D	STATE STREET INTERNATIONAL DEVELOPED EQUITY INDEX PORTFOLIO		71.762	71.762
**D	DEUTSCHE EAFE EQUITY INDEX FUND		1.793	1.793
**D	KP INTERNATIONAL EQUITY FUND		7.553	7.553
**D	RHUMBLINE INTERNATIONAL POOLED INDEX TRUST		2.914	2.914
**D	SEDR MSCI EAFE FOSSIL FUEL FREE ETF		1.110	1.110
**D	SEDR MSCI WORLD QUALITY MIX ETF		152	152
**D	SEDR MSCI ACWI LOW CARBON TARGET ETF		3.522	3.522
**D	LAZARD GLOBAL INVESTMENT FUNDS PUBLIC LIMITED COMPANY		5.005	5.005
**D	ALLIANCEBERNSTEIN INTERNATIONAL ALL-COUNTRY PASSIVE SERIES		5.580	5.580
**D	MARYLAND STATE RETIREMENT & PENSION SYSTEM		294.463	294.463
**D	THE PRUDENTIAL INSURANCE COMPANY OF AMERICA		34.660	34.660
**D	PRUDENTIAL TRUST CO MASTER COMMINGLED INV F FOR TAX EXEMPT TR		13.001	13.001
**D	MERCER QIF CCF		72.616	72.616
**D	MERCER QIF FUND PLC		5.481	5.481
**D	MGI FUNDS PLC		20.945	20.945
**D	MORGAN STANLEY INST F INC. SELECT GLB INFRA STRUCTURE PTF		202.496	202.496
**D	MORGAN STANLEY INSTITUTIONAL FUND INC MULTI- ASSET PORTFOLIO		33.306	33.306
**D	MORGAN STANLEY INSTITUTIONAL FUND TR- GL MULTI-ASSET INC PTF		1.837	1.837
**D	RARE GLOBAL INFRASTRUCTURE VALUE FUND		9.245	9.245
**D	MET INVESTORS SERIES TRUST- PANAGORA GLO DIVERSIFIED RISK PTF		1.323	1.323
**D	MET INVESTORS SERIES TRUST- MET/ARTISAN INTERNATIONAL PTF		401.453	401.453
**D	DEUTSCHE BANK-ONSHORE		1.681	1.681
**D	STATE OF NEW JERSEY COMMON PENSION FUND D		398.018	398.018
**D	SENTRY INFRASTRUCTURE FUND		321.300	321.300
**D	SENTRY ALTERNATIVE ASSET INCOME FUND		7.825	7.825
**D	SENTRY GLOBAL INFRASTRUCTURE PRIVATE TRUST		31.293	31.293
**D	CITY OF NEW YORK GROUP TRUST		135.587	135.587
**D	PIMCO RAE FUNDAMENTAL INTERNATIONAL FUND LLC		5.848	5.848
**D	PIMCO EQUITY SERIES: PIMCO RAE FUNDAMENTAL INTERNATIONAL FUND		5.767	5.767
**D	DIVERSIFIED REAL ASSET CIT		125.504	125.504
**D	INTEL CORPORATION RETIREE MEDICAL PLAN TRUST		8.065	8.065
**D	GOV OF HM THE SULTAN AND YANG DI-PERTUAN OF BRUNEI DARUSSALAM		19.644	19.644
**D	FLOURISH INVESTMENT CORPORATION		232.870	232.870
**D	PEOPLE'S BANK OF CHINA		138.755	138.755
**D	PEOPLE'S BANK OF CHINA		288.005	288.005
**D	FLOURISH INVESTMENT CORPORATION		126.323	126.323
**D	FEDERATED CITY EMPLOYEES RETIREMENT SYSTEM		50.112	50.112
**D	BANK OF KOREA		1.160	1.160
**D	BIMCOR GLOBAL EQUITY POOLED FUND		13.118	13.118
**D	ASIAN DEVELOPMENT BANK		32.142	32.142
**D	SANOFI-AVENTIS US PENSION TRUST		14.500	14.500
**D	BANK OF KOREA		773	773





## LISTA ESITO DELLE VOTAZIONE

Oggetto: Relazione sulla remunerazione

## FAVOREVOLI

Badge	Ragione Sociale	Proprio	Delega	Totale
**D	SSGA MSCI ACWI EX-USA INDEX NON-LENDING DAILY TRUST	9.344	9.344	9.344
**D	STATE STREET IRELAND UNIT TRUST	4.245	4.245	4.245
**D	THE WORKERS' COMPENSATION BOARD	898.502	898.502	898.502
**D	SSGA SPDR ETFs EUROPE I PUBLIC LIMITED COMPANY	1.522.602	1.522.602	1.522.602
**D	SSGA SPDR ETFs EUROPE II PUBLIC LIMITED COMPANY	69.480	69.480	69.480
**D	SIR DAVID TRENCH FUND FOR RECREATION	3.949	3.949	3.949
**D	SUNSUPER SUPERANNUATION FUND	8.348	8.348	8.348
**D	ROMAN CATHOLIC BISHOP OF SPRINGFIELD A CORPORATION SOLE	258	258	258
**D	PINEBRIDGE GLOBAL FUNDS	19.580	19.580	19.580
**D	UBS (IRL) ETF PLC	2.369	2.369	2.369
**D	VANGUARD FTSE DEVELOPED EUROPE ALL CAP INDEX ETF	4.976	4.976	4.976
**D	VANGUARD FTSE DEVELOPED ALL CAP EX NORTH AMERICA INDEX ETF	4.809	4.809	4.809
**D	VANGUARD DEVEL ALL-CAP EX NORTH AMERICA EQT IND POOLED FUND	1.002	1.002	1.002
**D	VANGUARD INVESTMENTS II COMMON CONTRACTUAL FUND	11.988	11.988	11.988
**D	VANGUARD INVESTMENTS COMMON CONTRACTUAL FUND	42.426	42.426	42.426
**D	VANGUARD FTSE DEVELOPED EUROPE INDEX ETF	1.243	1.243	1.243
**D	WINTON UCITS FUNDS PLC	7.003	7.003	7.003
**D	WELLS FARGO BK DECI OF TR EST INV FUNDS FOR EMPLOYEE BEN TR	27.007	27.007	27.007
**D	WELLS FARGO DIVERSIFIED INTERNATIONAL FUND	13.617	13.617	13.617
**D	WELLS FARGOMASTER TRUST DIVERSIFIED STOCK PORTFOLIO	22.000	22.000	22.000
**D	WELLS FARGO MASTER TRUST INTERNATIONAL GROWTH PORTFOLIO	52.090	52.090	52.090
**D	WISDOMTREE ISSUER PUBLIC LIMITED COMPANY	6.709	6.709	6.709
**D	DIVERSIFIED MARKETS (2010) POOLED FUND TRUST	8.137	8.137	8.137
**D	WASHINGTON STATE INVESTMENT BOARD	180.037	180.037	180.037
**D	WSIB INVESTMENTS (PUBLIC EQUITIES) POOLED FUND TRUST	14.501	14.501	14.501
**D	WISDOMTREE DYNAMIC CURRENCY HEDGED EUROPE EQUITY FUND	253	253	253
**D	WISDOMTREE DYNAMIC CURRENCY HEDGED INTRNL EQUITY FUND	21.927	21.927	21.927
**D	WISDOMTREE DEFA EQUITY INCOME FUND	25.408	25.408	25.408
**D	WISDOMTREE INTERNATIONAL EQUITY FUND	50.417	50.417	50.417
**D	WISDOMTREE GLOBAL HIGH DIVIDEND FUND	3.137	3.137	3.137
**D	WISDOMTREE INTERNATIONAL DIVIDEND EX-FINANCIALS FUND	67.349	67.349	67.349
**D	WISDOMTREE INTERNATIONAL LARGE CAP DIVIDEND FUND	32.054	32.054	32.054
**D	WISDOMTREE EUROPE LOCAL RECOVERY FUND	433	433	433
**D	NEW YORK STATE TEACHERS RETIREMENT SYSTEM	161.934	161.934	161.934
**D	NEW YORK STATE TEACHERS RETIREMENT SYSTEM	11.884	11.884	11.884
**D	PENSIONFONDS METAAL OFF	58.827	58.827	58.827
**D	PRUDENTIAL RETIREMENT INSURANCE & ANNUITY COMPANY	256.198	256.198	256.198
**D	PRUDENTIAL RETIREMENT INSURANCE & ANNUITY COMPANY	6.075	6.075	6.075
**D	MANULIFE ASSET MANAGEMENT INTERNATIONAL EQUITY INDEX POOLED F	10.986	10.986	10.986
**D	SS BK AND TRUST COMPANY INV FUNDS FOR TAXEXEMPT RETIREMENT PL	1.884.483	1.884.483	1.884.483
**D	SSGA EAFE INDEX PLUS NON-LENDING COMMON TRUST FUND	575	575	575
**D	SSGA RUSSELL FD GL EX-US INDEX NONLENDING OP COMMON TRUST FUND	3.759	3.759	3.759
**D	SSGA FTSE RAFI DEVELOPED 1000 INDEX NON-LENDING COMMON TR F	8.159	8.159	8.159

LISTA ESITO DELLE VOTAZIONE

Oggetto: Relazione sulla remunerazione

FAVOREVOLI

Badge	Ragione Sociale	Proprio	Delega	Totale
**D	GSO ADGM III COMMON CONTRACTUAL FUND	1.899	1.899	1.899
**D	STATE STREET SP GLO INFRA INDEX NON-LENDING COMMON TRUST FUND	337.687	337.687	337.687
**D	SSGA MSCI EUROPE SCREENED INDEX NON-LENDING COMMON TRUST FUND	46.312	46.312	46.312
**D	MSCI EAFE PROV SCREENED INDEX NON - LENDING COMMON TR FUND	6.533	6.533	6.533
**D	GLOBAL ADVANTAGE FUNDS - MAJOR MARKETS TELLFONDS	1.333	1.333	1.333
**D	STATE STREET GLOBAL ADVISORS LUXEMBOURG SICAV	216.740	216.740	216.740
**D	AXA WORLD FUNDS	441.500	441.500	441.500
**D	GOLDMAN SACHS FUNDS	22.763	22.763	22.763
**D	KIEGER FUND I	772	772	772
**D	SELECT INDEX SERIES	5.748	5.748	5.748
**D	UBS ETF	532.703	532.703	532.703
**D	ISHARES MSCI ACWI LOW CARBON TARGET ETF	10.082	10.082	10.082
**D	TEACHERS' RETIREMENT SYSTEM OF THE STATE OF ILLINOIS	33.783	33.783	33.783
**D	IBM 401K PLUS PLAN	70.175	70.175	70.175
**D	IBM RETIREMENT PLAN	8.973	8.973	8.973
**D	STATE OF ALASKA RETIREMENT AND BENEFITS PLANS	17.010	17.010	17.010
**D	COLLEGE RETIREMENT EQUITIES FUND	734.485	734.485	734.485
**D	TIIA-CHEF INTERNATIONAL EQUITY INDEX FUND	286.071	286.071	286.071
**D	VALIC COMPANY I-INTERNATIONAL EQUITIES FUND	29.759	29.759	29.759
**D	METROPOLITAN SERIES FUND- MSCI EAFE INDEX PORTFOLIO	31.412	31.412	31.412
**D	STATE OF MINNESOTA	20.030	20.030	20.030
**D	STATE OF MINNESOTA	3.062	3.062	3.062
**D	JOHN HANCOCK INSURANCE COMPANY OF VERMONT	1.943	1.943	1.943
**D	SPDR MSCI ACWI EX-US ETF	62.646	62.646	62.646
**D	SPDR S+P INTERNATIONAL DIVIDEND ETF	573.594	573.594	573.594
**D	SPDR S&P GLOBAL INFRASTRUCTURE ETF	218.040	218.040	218.040
**D	SPDR S&P WORLD (EX-US) ETF	17.719	17.719	17.719
**D	SPDR S+P INTERNATIONAL INDUSTRIAL SECTOR ETF	3.052	3.052	3.052
**D	THE UNIVERSAL INSTITUTIONAL FUNDS, INC. GLOBAL INFRASTR PTF	51.816	51.816	51.816
**D	MORGAN STANLEY INSTITUTIONAL FD TR - GLOBAL STRATEGIST PTF	33.544	33.544	33.544
**D	THE UNIVERSAL INST F INC - GLOBAL STRATEGIST PORTFOLIO	11.498	11.498	11.498
**D	TEACHER RETIREMENT SYSTEM OF TEXAS	207.821	207.821	207.821
**D	NOMURA ASSET MANAGEMENT INSTITUTIONAL GLOBAL TRUST	16.000	16.000	16.000
**D	COMMON TRUST ITALY FUND	402.064	402.064	402.064
**D	GE INVESTMENTS FUNDS, INC. - TOTAL RETURN FUND	13.697	13.697	13.697
**D	NAT WESTN BK PLC ATF THE PRUD QUAL INV SC UM UT- PRUD E OIS F	20.732	20.732	20.732
**D	MANAGED PENSION FUNDS LIMITED	25.498	25.498	25.498
**D	THE TRUSTEES OF CONOCOPHILLIPS PENSION PLAN	15.150	15.150	15.150
**D	FAMILY INVESTMENTS CHILD TRUST FUND	14.769	14.769	14.769
**D	FAMILY INVESTMENTS GLOBAL ICVC FAMILY BALANCED INT FUND	13.284	13.284	13.284
**D	HSEC AS TRUSTEE FOR SSGA EUROPE EX UK EQUITY TRACKER FUND	387.858	387.858	387.858
**D	CUMBRIA LOCAL GOVERNMENT PENSION SCHEME	35.343	35.343	35.343
**D	OMNIS MANAGED INVESTMENTS ICVC - OMNIS MULTI-ASSET INCOME FUND	104.309	104.309	104.309



## LISTA ESITO DELLE VOTAZIONE

Oggetto: Relazione sulla remunerazione

## FAVOREVOLI

Badge	Ragione Sociale	Proprio	Delega	Totale
**D	THE TRUSTEES OF GOLDMAN SACHS UK RETIREMENT PLAN		1.715	1.715
**D	M+G INVESTMENT FUNDS (1)- M+G EUROPEAN INDEX TRACKER FUND		10.852	10.852
**D	M+G INVESTMENT FUNDS (14) - M+G INCOME ALLOCATION FUND		366.842	366.842
**D	MULTI-MANAGER ICVC - MULTI-MANGER INTERNATIONAL EQUITY FUND		58.593	58.593
**D	LEGG MASON FUNDS ICVC- LEGG MASON IF RARE GLOBAL INF INC FUND		643.553	643.553
**D	M+G INVESTMENT FUNDS (11)- M+G EPISODE INCOME FUND		352.597	352.597
**D	THE TRUSTEES OF SAL PENSION SCHEME		3.990	3.990
**D	VANGUARD INV FDS ICVC-VANG FTSE DEV WOR LD EX - UK EQT IND FD		61.460	61.460
**D	VANGUARD INV F ICVC-VANGUARD FTSE DEV EUROPE EX-UK EQ INDEX F		137.631	137.631
**D	VANGUARD INV FUNDS ICVC-VANGUARD FTSE GLOB ALL CAP IND FUND		586	586
**D	STATE STREET INTERNATIONAL EQUITIES INDEX TRUST		19.790	19.790
**D	SPDR S+P WORLD EX AUSTRALIA FUND		2.423	2.423
**D	SPDR S+P GLOBAL DIVIDEND FUND		36.342	36.342
**D	ARGO GLOBAL LISTED INFRASTRUCTURE LIMITED		211.440	211.440
**D	CHRISTIAN SUPER		1.178	1.178
**D	CHRISTIAN SUPER		3.191	3.191
**D	LAZARD GLOBAL LISTED INFRASTRUCTURE FUND		2.759.795	2.759.795
**D	STATE STREET INT EQTS INDEX TRUST EX TOBACCO EX CONTR WEAPONS		2.804	2.804
**D	LAZARD GLOBAL EQUITY FRANCHISE FUND		23.469	23.469
**D	STATE PUBLIC SECTOR SUPERANNUATION SCHEME		15.136	15.136
**D	AXA IM ACWI SMARTBETA EQUITY FUND		3.500	3.500
**D	SUNSUPER SUPERANNUATION FUND		25.009	25.009
**D	UBS IQ MSCI WORLD EX AUSTRALIA ETHICAL ETF		309	309
**D	UBS IQ MSCI EUROPE ETHICAL ETF		282	282
**D	THE TRUSTEES OF BP PENSION FUND		7.545	7.545
**D	AMERGEN CLINTON NUCLEAR POWER PLANT NONQUALIFIED FUND		1.302	1.302
**D	THE ANNENBERG FOUNDATION		1.044	1.044
**D	COMBUSTION ENGINEERING 524(G) ASBESTOS PI TRUST		882	882
**D	THE NORTHERN TRUST COMPANY SUB-ADVISED COLLECTIVE FUNDS TRUST		344.557	344.557
**D	NORTHERN FUNDS INTERNATIONAL GROWTH EQUITY FUND		11.682	11.682
**D	ACORN 1998 TRUST		326	326
**D	EXELON PEACH BOTTOM UNIT 1 QUALIFIED FUND		516	516
**D	EXELON FITZPATRICK NONQUALIFIED FUND		4.360	4.360
**D	EXELON FITZPATRICK QUALIFIED FUND		290	290
**D	FORD MOTOR COMPANY DEFINED BENEFIT MASTER TRUST		16.420	16.420
**D	ILLINOIS TOOL WORKS INC. MASTER TRUST		25.530	25.530
**D	JTW TRUST NO. 3 UAD 9/19/02		2.315	2.315
**D	JTW TRUST NO. 1 UAD 9/19/02		1.117	1.117
**D	JTW TRUST NO. 4 UAD 9/19/02		2.817	2.817
**D	JTW TRUST NO. 2 UAD 9/19/02		1.217	1.217
**D	MICHIGAN CATHOLIC CONFERENCE MASTER PENSION TRUST		2.800	2.800
**D	PLEIADES TRUST		1.961	1.961
**D	UBS FINANCIAL SERVICES INC PENSION PLAN TRUST		8.475	8.475

Azionisti:

1087 Teste:

23

Azionisti in proprio: 17 Azionisti in delega:

1070

**LISTA ESITO DELLE VOTAZIONE**  
**Oggetto: Relazione sulla remunerazione**

**FAVOREVOLI**

Badge	Ragione Sociale	Delega	Proprio	Totale
**D	PITZER COLLEGE	361		361
**D	SAMFORD UNIVERSITY PENSION PLAN TRUST	736		736
**D	AVANDA GLOBAL MULTI-ASSET MASTER FUND	48.000		48.000
**D	HRW TESTAMENTARY TRUST NO 3	2.073		2.073
**D	HRW TESTAMENTARY TRUST NO 1	2.573		2.573
**D	HRW TRUST NO 2 UAD 01/17/03	1.676		1.676
**D	HRW TESTAMENTARY TRUST NO. 10	998		998
**D	HRW TRUST NO 1 UAD 01/17/03	2.382		2.382
**D	WHEELS COMMON INVESTMENT FUND	23.864		23.864
**D	HRW TESTAMENTARY TRUST NO. 11	2.568		2.568
**D	HRW TESTAMENTARY TRUST NO 6	2.099		2.099
**D	HRW TESTAMENTARY TRUST NO 4	2.041		2.041
**D	HRW TESTAMENTARY TRUST NO. 9	3.101		3.101
**D	HRW TESTAMENTARY TRUST NO. 8	2.472		2.472
**D	HRW TESTAMENTARY TRUST NO 2	1.679		1.679
**D	HRW TESTAMENTARY TRUST NO. 7	2.729		2.729
**D	HRW TRUST NO 4 UAD 01/17/03	1.152		1.152
**D	HRW TESTAMENTARY TRUST NO 5	2.158		2.158
**D	HRW TESTAMENTARY TRUST NO. 12	1.697		1.697
**D	HRW TRUST NO 3 UAD 01/17/03	1.152		1.152
**D	EXELON CORPORATION NUCLEAR DECOMMISSION TRUST - NON TAX QUAL	327		327
**D	BANK OF BOTSWANA	3.304		3.304
**D	CHEVRON MASTER PENSION TRUST	17.206		17.206
**D	CHEVRON UK PENSION PLAN	64.479		64.479
**D	GENERAL PENSION AND SOCIAL SECURITY AUTHORITY	12.215		12.215
**D	HONG KONG SAR GOVERNMENT EXCHANGE FUND	394.518		394.518
**D	BUNTING INTERNATIONAL DEVELOPED EQUITY TE LLC	1.236		1.236
**D	CARROLL AVENUE PARTNERS LLC	623		623
**D	CARNELIAN INVESTMENT MANAGEMENT LLC	14.733		14.733
**D	STATES OF JERSEY COMMON INVESTMENT FUND	3.337		3.337
**D	DYNASTY INVEST, LTD	813		813
**D	DEFI LP EQUITY (PASSIVE)	461		461
**D	EVA VALLEY MAI LLC	5.125		5.125
**D	PYRAMIS GLOBAL EX U.S.INDEX FUND LP	44.984		44.984
**D	FS OVERLAY C - PARAMETRIC	3.268		3.268
**D	FOURTH AVENUE INVESTMENT COMPANY	4.192		4.192
**D	FIDDLER PARTNERS LLC	617		617
**D	THE BUNTING FAM INT DEVELOPED EQUITY LIMITED LIABILITY CO	3.055		3.055
**D	INTERNATIONAL EQUITY FUND	6.209		6.209
**D	THE JBUT MASTER INVESTMENT PARTNERSHIP LLP	1.221		1.221
**D	NTGI-QM COMMON DAILY EAFE INDEX FUND - NON LENDING	44.401		44.401
**D	LAKE AVENUE INVESTMENTS, LLC	8.462		8.462
**D	LEGAL & GENERAL MSCI EAFE FUND, LLC	16.913		16.913



Assemblea Ordinaria del 21 aprile 2017

LISTA ESITO DELLE VOTAZIONE  
 Oggetto: Relazione sulla remunerazione

FAVOREVOLI

Badge	Ragione Sociale	Proprio	Delega	Totale
**D	LEHMAN-STAMM FAMILY PARTNERS LLC		602	602
**D	LITW GROUP HOLDINGS, LLC		5.157	5.157
**D	LITW INVESTMENTS LLC		9.311	9.311
**D	LOY PARTNERSHIP, LLC		1.217	1.217
**D	MF INTERNATIONAL FUND LLC		805	805
**D	82A HOLDINGS, LLC		6.181	6.181
**D	NELKE PARTNERSHIP		2.148	2.148
**D	OHANA HOLDINGS LLC		48.800	48.800
**D	OMEGA FFIP LIMITED PARTNERSHIP		1.398	1.398
**D	ORIZABA, LP		19.554	19.554
**D	CINDY SPRINGS, LLC		2.710	2.710
**D	NTGI-QM COMMON DAILY ALL COUNWD EX-US INV MKT INDEX F NONLEND		10.991	10.991
**D	RDM LIQUID LLC		3.494	3.494
**D	ROTHKO ALL COUNTY WORLD EX-US EQUITY FUND LP		846	846
**D	RAMI PARTNERS, LLC		7.168	7.168
**D	SENTINEL INTERNATIONAL FUND		1.307	1.307
**D	SENTINEL INTERNATIONAL TRUST		2.378	2.378
**D	SIM GLOBAL BALANCED TRUST.		568	568
**D	SILVER GROWTH FUND, LP		4	4
**D	GLOBAL BOND FUND		5.124	5.124
**D	ECM INTERNATIONAL LLC		589	589
**D	MALACHITE 35 TRUST		10.125	10.125
**D	FORTRESS INTERNATIONAL EQUITY PARTNERSHIP "C"		2.794	2.794
**D	LEGAL & GENERAL MSCI EAFE SL FUND, LLC		14.172	14.172
**D	NTGI-QM COMMON DAILY EAFE INDEX FUND - LENDING		31.252	31.252
**D	NTGI - QM COMM DAILY ALL COUNTRY WD EX-US EQ INDEX F - LEND		17.562	17.562
**D	UNITED NATIONS, ON BEHALF OF UNITED NATIONS UNIVERSITY END F		6.100	6.100
**D	INTERNATIONAL MONETARY FUND STAFF RETIREMENT PLAN		440	440
**D	UNIT NAT RELIEF AND WORKS AG FOR PALEST REF IN THE NEAR EAST		2.256	2.256
**D	NATIONAL COUNCIL FOR SOCIAL SECURITY FUND, P.R.C		64.658	64.658
**D	GIC PRIVATE LIMITED		19.955	19.955
**D	FIDELITY INVESTMENT TRUST FIDELITY INTERNATIONAL CAPITAL APPRECIATION		419.713	419.713
**D	FIDELITY SALEM STREET TRUST; FIDELITY FLEX INTERN INDEX FUND		42	42
**D	FIDELITY SALEM STREET TRUST FIDELITY SERIES GLOBAL EX U.S. INDEX FUND		90.281	90.281
**D	HAGFORS LIMITED		10.808	10.808
**D	BLUE SKY GROUP		47.515	47.515
**D	NEW ZEALAND SUPERANNUATION FUND		70.471	70.471
**D	NEW ZEALAND SUPERANNUATION FUND		11.493	11.493
**D	OIC INTERNATIONAL EQUITIES FUND		1.362	1.362
**D	QUEENSLAND INVESTMENT TRUST NO.2		5.946	5.946
**D	ACT CHIEF MINISTER, TREAS AND ECO DEV DIR SUPERANN PROV ACC		12.625	12.625
**D	ENERGY INVESTMENT FUND		277.737	277.737
**D	MAGELLAN INFRASTRUCTURE FUND (UNHEDGED)		273.612	273.612

LISTA ESITO DELLE VOTAZIONE

Oggetto: Relazione sulla remunerazione

FAVOREVOLI

Badge	Ragione Sociale	Proprio	Delega	Totale
**D	GOVERNMENT EMPLOYEES SUPERANNUATION BOARD	273.778	273.778	273.778
**D	MERCER PASSIVE INTERNATIONAL SHARES FUND	8.185	8.185	8.185
**D	PARTNERS GROUP GLOBAL MULTI-ASSET FUND	5.600	5.600	5.600
**D	MAGELLAN CORE INFRASTRUCTURE FUND	108.609	108.609	108.609
**D	MAGELLAN INFRASTRUCTURE FUND	591.719	591.719	591.719
**D	CSAA INSURANCE EXCHANGE	20.228	20.228	20.228
**D	CLEARWATER INTERNATIONAL FUND	18.890	18.890	18.890
**D	HUBBELL INCORPORATED MASTER PENSION TRUST	35.759	35.759	35.759
**D	STATE OF IDAHO ENDOWMENT FUND INVESTMENT BOARD	1.245	1.245	1.245
**D	MORGAN STANLEY DEFINED CONTRIBUTION MASTER TRUST	48.977	48.977	48.977
**D	NORTHERN MULTI MANAGER GLOBAL LISTED INFRASTRUCTURE FUND	3.126.411	3.126.411	3.126.411
**D	NORTHERN MULTI MANAGER GLOBAL LISTED INFRASTRUCTURE FUND	1.365	1.365	1.365
**D	MICHIGAN CATHOLIC CONFERENCE	138.783	138.783	138.783
**D	NORTHERN FUNDS - INTERNATIONAL EQUITY INDEX FUND	845.092	845.092	845.092
**D	NORTHERN TRUST GLOBAL INVESTMENTS COLLECTIVE FUNDS TRUST	1.489	1.489	1.489
**D	ST. JOSEPH HEALTH SYSTEM	2.429	2.429	2.429
**D	VOL EMPL BEN ASS OF THE NON-REPR EMPL OF SOUT CAL EDISON CO	981	981	981
**D	1999 VOL EMPL BEN ASS NON-REPR EMPL OF SOUT CAL EDISON CO	352	352	352
**D	SAMFORD UNIVERSITY	14.684	14.684	14.684
**D	THE TRUSTEES OF THE HENRY SMITH CHARITY	1.634	1.634	1.634
**D	TRINITY COLLEGE CAMBRIDGE	42.845	42.845	42.845
**D	UBS 401 (K) PLAN TRUST	3.141	3.141	3.141
**D	USAA MASTER TRUST (PENSION AND RSP)	61.100	61.100	61.100
**D	BANNER HEALTH	49.791	49.791	49.791
**D	DUKE ENERGY CORPORATION MASTER RETIREMENT TRUST	67.123	67.123	67.123
**D	FRESNO COUNTY EMPLOYEES' RETIREMENT ASSOCIATION	1.485	1.485	1.485
**D	FRESNO COUNTY EMPLOYEES' RETIREMENT ASSOCIATION	40.820	40.820	40.820
**D	LOS ANGELES CITY EMPLOYEES RETIREMENT SYSTEM	77.432	77.432	77.432
**D	LOCKHEED MARTIN CORPORATION MASTER RETIREMENT TRUST	24.684	24.684	24.684
**D	LOCKHEED MARTIN CORPORATION MASTER RETIREMENT TRUST	42.337	42.337	42.337
**D	POLICEMEN'S ANNUITY AND BENEFIT FUND OF CHICAGO	25.265	25.265	25.265
**D	POLICEMEN'S ANNUITY AND BENEFIT FUND OF CHICAGO	31.322	31.322	31.322
**D	CITY OF TALLAHASSEE	5.773	5.773	5.773
**D	WYOMING RETIREMENT SYSTEM	4.904	4.904	4.904
**D	FORD MOTOR COMPANY OF CANADA, LIMITED PENSION TRUST	16.346	16.346	16.346
**D	HSEC INTERNATIONAL EQUITY POOLED FUND	7.695	7.695	7.695
**D	HALIFAX REGIONAL MUNICIPALITY MASTER TRUST	3.465	3.465	3.465
**D	OPSEU PENSION PLAN TRUST FUND	58.530	58.530	58.530
**D	FUTURE FUND BOARD OF GUARDIANS FOR AND ON BEHALF OF FUTURE F	609.297	609.297	609.297
**D	FUTURE FUND INVESTMENT COMPANY NO.2 PTY LTD	10.845	10.845	10.845
**D	IBM DIVERSIFIED GLOBAL EQUITY FUND	1.644	1.644	1.644
**D	GARD COMMON CONTRACTUAL FUND	65.508	65.508	65.508
**D	NATIONAL WESTMINSTER BANK PLC AS TR OF JUPITER EUROP INC F	27.871	27.871	27.871
**D	MAGELLAN INFRASTRUCTURE FUND (CURRENCY HEDGED)			



## LISTA ESITO DELLE VOTAZIONE

Oggetto: Relazione sulla remunerazione

## FAVOREVOLI

Badge	Ragione Sociale	Proprio	Delega	Totale
**D	THE BANK OF IRELAND STAFF PENSIONS FUND		177.853	177.853
**D	STICHTING HEINEKEN PENSIOENFONDS		30.041	30.041
**D	STICHTING PENSIOENFONDS IBM NEDERLAND		4.411	4.411
**D	STICHTING PENSIOENFONDS SAGITTARIUS		14.215	14.215
**D	LOTHIAN PENSION FUND		138.384	138.384
**D	TYNE AND WEAR PENSION FUND		66.791	66.791
**D	NORTHERN TRUST UCITS COMMON CONTRACTUAL FUND		104.382	104.382
**D	COMMONWEALTH GLOBAL LISTED INFRASTRUCTURE FUND 7		35.384	35.384
**D	COMMONWEALTH GLOBAL LISTED INFRASTRUCTURE FUND 6		1.123.199	1.123.199
**D	COLONIAL FIRST STATE WHOLESAL INDEXED GLOBAL SHARE FUND		20.415	20.415
**D	HSBC UCITS COMMON CONTRACTUAL FUND		1.171	1.171
**D	KLEINWORT BENSON INVESTORS GLOBAL INVESTMENT FUND		3.398	3.398
**D	MUNICIPAL EMPLOYEES' ANNUITY AND BENEFIT FUND OF CHICAGO		4.147	4.147
**D	INVESTCO ITALIAN HOLDINGS SRL		66.513.016	66.513.016
**D	LEGAL & GENERAL GLOBAL EQUITY INDEX FUND		1.608	1.608
**D	NAT WEST BK AS TRUSTEE OF LEGAL & GENERAL EUROPEAN INDEX TR		298.546	298.546
**D	NAT WEST BK PLC AS TRUSTEE OF THE LEGAL & GENERAL INT IND TR		24.572	24.572
**D	LEGAL & GENERAL ICAV		3.280	3.280
**D	MFG INVESTMENT FUND PLC		17.733	17.733
**D	POLAR CAPITAL FUNDS PLC		15.837	15.837
**D	SSGA GROSS ROLL UP UNIT TRUST		18.878	18.878
**D	KLEINWORT BENSON INVESTORS INSTITUTIONAL FUND PLC		176.257	176.257
**D	NORTHERN TRUST INVESTMENT FUNDS PUBLIC LIMITED COMPANY		36.128	36.128
**D	LEGAL AND GENERAL AUTHORISED CONTRACTUAL SCHEME		1.048	1.048
**D	LEGAL & GENERAL AUTHORISED CONTRACTUAL SCHEME		7.576	7.576
**D	BANCO NACIONAL DE PANAMA, ACTING AS TRUSTEE OF THE FIDEICOMISO DE FONDO DE AHORRO DE PANAMA		1.512	1.512
**D	KOMMUNAL LANDSPENSIJONSKASSE GJENSIDIG FORSIKRINGSSELSKAP		27.442	27.442
**D	ABU DHABI RETIREMENT PENSIONS AND BENEFITS FUND		35.938	35.938
**D	EJARDE AP-FONDEN		168.703	168.703
**D	STICHTING DOUWE EGBERTS PENSIOENFONDS		15.792	15.792
**D	STICHTING PENSIOENFONDS ING		25.628	25.628
**D	VERDIPAPIRFONDET KLP AKSJEGLOBAL INDEX 1		57.877	57.877
**D	VERDIPAPIRFONDET KLP AKSJEUROPA INDEKS 1		23.843	23.843
**D	VERDIPAPIRFONDET KLP AKSJEGLOBAL LAVBETA 1		468.420	468.420
**D	NORTHERN TRUST UCITS FGR FUND		86.614	86.614
**D	STICHTING PENSIOENFONDS CAMPINA		350	350
**D	LA SAUVERGARDE		15.940	15.940
**D	GMF VIE		1.089.320	1.089.320
**D	GMF ASSURANCES		300.400	300.400
**D	MMI IARD S.A.		392.203	392.203
**D	FIDELIA ASSISTANCE		5.250	5.250
**D	ASSISTANCE PROTECTION JURIDIQUE		26.550	26.550
**D	MAAF VIE		419.302	419.302

**LISTA ESITO DELLE VOTAZIONE**  
**Oggetto: Relazione sulla remunerazione**

**FAVOREVOLI**

Badge	Ragione Sociale	Proprio	Delega	Totale
**D	ASSURANCES BANQUE POPULAIRE IARD		18.800	18.800
**D	MAAF SANTE		15.096	15.096
**D	FCP COVEA FINANCE ACTIONS EUROPE INSTIIT II		292.113	292.113
**D	COVEA FINANCE EUROPE INSTITUTIONNELS II		70.110	70.110
**D	FCP CAVEC METROPOLE DIVERSIFIE		112.000	112.000
**D	COVEA ACTIONS RENDEMENT		560.500	560.500
**D	SICAV COVEA FINANCE HORIZON DURABLE		51.529	51.529
**D	FCP COVEA FINANCE ACTI EUROPE		178.587	178.587
**D	FCP COVEA PATRIMOINE		53.805	53.805
**D	STG PFDS V.D. GRAFISCHE		2.747	2.747
**D	STG PFDS V.D. GRAFISCHE		144.648	144.648
**D	STG PFDS AHOLD		19.455	19.455
**D	ST. SPOORWEGPFDS MANDAAT BLACKROCK		5.938	5.938
**D	STICHTING PENSIOENFONDS OPENBAAR VERVOER		2.799	2.799
**D	PETTELAAR EFFECTENBEW. INZ. SNSRESP. IND. FND		69.450	69.450
**D	THE CANADA LIFE ASSURANCE COMPANY		52.240	52.240
**D	THE CANADIAN MEDICAL PROTECTIVE ASSOCIATION		20.249	20.249
**D	BNY MELLON EMPLOYEE BENEFIT COLLECTIVE INVESTMENT FUND PLAN		333.894	333.894
**D	BMO GLOBAL INFRASTRUCTURE FUND		26.111	26.111
**D	THE GREAT-WEST LIFE ASSURANCE COMPANY		42.527	42.527
**D	COUNSEL DEFENSIVE GLOBAL EQUITY		519	519
**D	BMO MSCI EAFE INDEX ETF		26.001	26.001
**D	BMO INTERNATIONAL DIVIDEND ETF		67.426	67.426
**D	LONDON LIFE INSURANCE COMPANY		497.855	497.855
**D	GLOBAL INFRASTRUCTURE EQUITY FUND LONDON CAPITAL		14.830	14.830
**D	U.S. AND INTERNATIONAL SPECIALTY CLASS		3.680	3.680
**D	CF NCML GLOBAL EQUITY INCOME FUND		17.376	17.376
**D	THE GLENORE CANADIAN PENSION FUNDS TRUST-FOREIGN EQUITY FUND		95.967	95.967
**D	HYDRO ONE PENSION PLAN		268.810	268.810
**D	ONTARIO POWER GENERATION INC. PENSION PLAN		126.262	126.262
**D	BMO CANADA PENSION PLAN		134.265	134.265
**D	RENAISSANCE INTERNATIONAL DIVIDEND FUND		22.533	22.533
**D	RENAISSANCE GLOBAL INFRASTRUCTURE FUND		2.155	2.155
**D	RENAISSANCE REAL ASSETS PRIVATEPOOL		2.373.834	2.373.834
**D	STATE OF WISCONSIN INVESTMENT BOARD		65.000	65.000
**D	TD EMERALD INTERNATIONAL EQUITYINDEX FUND		299.615	299.615
**D	DUKE UNIVERSITY		96.920	96.920
**D	TD EUROPEAN INDEX FUND		13.415	13.415
**D	TD INTERNATIONAL EQUITY INDEX ETF		2.921	2.921
**D	PUBLIC SECTOR PENSION INVESTMENT BOARD		256	256
**D	IMPERIAL INTERNATIONAL EQUITY POOL		194.642	194.642
**D	IMPERIAL GLOBAL EQUITY INCOME POOL		17.456	17.456
**D			144.938	144.938





**LISTA ESITO DELLE VOTAZIONE**  
**Oggetto: Relazione sulla remunerazione**

**FAVOREVOLI**

Badge	Ragione Sociale	Proprio	Delega	Totale
**D	IMPERIAL GLOBAL EQUITY INCOME POOL		203.615	203.615
**D	UBS CANADA GLOBAL ALLOCATION FUND		1.722	1.722
**D	WOODBIDGE INVESTMENTS CORPORATION		15.800	15.800
**D	WINDWISE MSCI EAFE INDEX NON-LENDING, FUND FOR EXEMPT ORG.		21.491	21.491
**D	STEWARDSHIP FOUNDATION		278	278
**D	WBW TRUST NUMBER ONE		333	333
**D	BMO PRIVATE INTERNATIONAL EQUITY PORTFOLIO		47.140	47.140
**D	CIBC INTERNATIONAL INDEX FUND		5.997	5.997
**D	CIBC EUROPEAN INDEX FUND		2.397	2.397
**D	CIBC POOLED INTERNATIONAL EQUITY INDEX FUND		6.178	6.178
**D	DEBORAH LOEB BRICE		461	461
**D	ALAMOSIA LLC		438	438
**D	CF INTERNATIONAL STOCK INDEX FUND ONE		26.766	26.766
**D	DT INTERNATIONAL STOCK INDEX FUND ONE		32.154	32.154
**D	ALLAN G. LOZIER		15.202	15.202
**D	CERVURITE INTERNATIONAL LLC		27.055	27.055
**D	FLORIDA, LLC - APERIO		8.045	8.045
**D	1975 IRREVOCABLE TRUST OF CD WEYERHAUSER		641	641
**D	1973 IRREVOCABLE TRUST OF CD WEYERHAUSER		212	212
514	ANGELETTI FRANCO	10		10
738	BOVE KATRIN	7		7
<b>Totale voti</b>				
<b>Percentuale votanti %</b>	557.439.370			
<b>Percentuale Capitale %</b>	86,727381			
	67,504260			

F.TI: FABIO CERCHIARI

SALVATORE MARICOMI, NOTAIO