

Assemblea Ordinaria del 18 aprile 2019



ESITO VOTAZIONE

Oggetto : Bilancio di esercizio al 31 dicembre 2018


Hanno partecipato alla votazione:

-n° 1.430 azionisti,
portatori di n° 623.854.564 azioni ordinarie, tutte ammesse al voto,
pari al 75,546943% del capitale sociale.

Hanno votato:

		% su Azioni Ordinarie
Favorevoli	619.604.587	99,318755
Contrari	1.605.348	0,257327
SubTotale	<u>621.209.935</u>	99,576082
Astenuti	630.013	0,100987
Non Votanti	2.014.616	0,322930
SubTotale	<u>2.644.629</u>	0,423918
Totale	<u>623.854.564</u>	100,000000

Ai sensi dell'art. 135-undecies del TUF **non sono computate** ai fini del calcolo della maggioranza e del capitale richiesto per l'approvazione della delibera numero **0** azioni pari al **0,000000%** delle azioni rappresentate in aula.

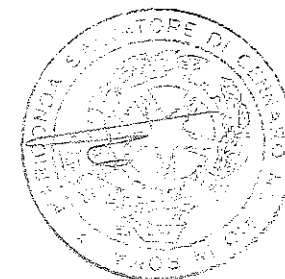


Assemblea Ordinaria del 18 aprile 2019

LISTA ESITO DELLE VOTAZIONE
 Oggetto: Bilancio di esercizio al 31 dicembre 2018

CONTRARI

Badge	Ragione Sociale	Proprio	Delega	Totale
6674	AGOSTINI ANTONIO		73.271	73.271
**D	FCP ERAFF ACT EUR 7 OFI		1.131.621	1.131.621
**D	ERAFP ACTIONS EUROS 1		62.059	62.059
**D	LOMBARD ODIER FUNDS (SWITZERLAND) SA I3D		22.989	22.989
**D	OFI MARKET NEUTRAL EQUITY		315.407	315.407
**D	BORDER TO COAST AUTHORISED CONTRACTUAL SCHEME			
7068	BAVA MARCO GEREMIA CARLO	1		1
Totale voti				1.605.348
Percentuale votanti %				0,257327
Percentuale Capitale %				0,194403



Assemblea Ordinaria del 18 aprile 2019

LISTA ESITO DELLE VOTAZIONE

Oggetto: Bilancio di esercizio al 31 dicembre 2018

ASTENUTI

Badge	Ragione Sociale	Proprio	Delega	Totale
6674	AGOSTINI ANTONIO			
**D	MEDIOLANUM BEST BRANDS		112.329	112.329
**D	CHALLENGE FUNDS CHALLENGE ITALIAN EQUITY		56.000	56.000
**D	WEST YORKSHIRE PENSION FUND		150.000	150.000
**D	ACCIDENT COMPENSATION CORPORATION		97.205	97.205
**D	CITY OF NEW YORK GROUP TRUST		183.477	183.477
6940	GARRI` GERARDINO			
RL*	D&C GOVERNANCE TECHNOLOGIES	1		1
7079	D`ATRI GIANFRANCO			
DE*	D`ATRI STELLA		1	1
7307	CARILE DOMENICO	31.000		31.000
Totale voti	630.013			
Percentuale votanti %	0,100987			
Percentuale Capitale %	0,076293			

Assemblea Ordinaria del 18 aprile 2019

LISTA ESITO DELLE VOTAZIONE

Oggetto: Bilancio di esercizio al 31 dicembre 2018


NON VOTANTI

Badge	Ragione Sociale	Proprio 616	Delega	Totale 616
6174	AMBRUZZI DANIELA			
6674	AGOSTINI ANTONIO			
**D	GENERALI SMART FUNDS SICAV		29.645	29.645
**D	GENERALI DIVERSIFICATION		70.480	70.480
**D	GIE ALLEANZA OBBLIGAZIONARIO		54.284	54.284
**D	KAIROS INTERNATIONAL SICAV - ITALIA		187.000	187.000
**D	KAIROS INTERNATIONAL SICAV - RISORGIMENTO		146.500	146.500
**D	KAIROS INTERNATIONAL SICAV - TARGET ITALY ALPHA		28.500	28.500
**D	INTERFUND SICAV INTERFUND EQUITY ITALY		30.000	30.000
**D	FIDEURAM ASSET MANAGEMENT (IRELAND) FONDITALIA EQUITY ITALY		714.000	714.000
**D	AMUNDI S.F. EURO EQ MARKET PL		22.127	22.127
**D	FIDEURAM INVESTIMENTI SGR SPA-FIDEURAM ITALIA		19.000	19.000
**D	FIDEURAM INVESTIMENTI SGR SPA-PIR PIANO BILANCIATO 30		7.000	7.000
**D	FIDEURAM INVESTIMENTI SGR SPA-PIR PIANO AZIONI ITALIA		430.000	430.000
**D	FIDEURAM INVESTIMENTI SGR SPA-PIR PIANO BILANCIATO 50		90.000	90.000
**D	EU - EQUITY ITALY		116.837	116.837
**D	EU - EQUITY EUROPE LTE		23.769	23.769
**D	EU - EQUITY EURO LTE		14.150	14.150
**D	EU - EQUITY ITALY SMART VOLATILITY		30.708	30.708

Totale voti 2.014.616
 Percentuale votanti % 0,322930
 Percentuale Capitale % 0,243964

Azionisti:
 Azionisti in proprio:

18 Teste: 2
 1 Azionisti in delega: 17



Assemblea Ordinaria del 18 aprile 2019

LISTA ESITO DELLE VOTAZIONE

Oggetto: Bilancio di esercizio al 31 dicembre 2018

FAVOREVOLI

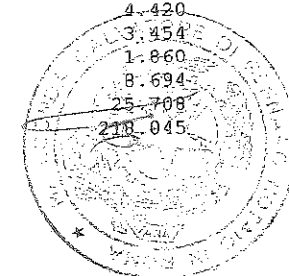
Badge	Ragione Sociale	Proprio	Delega	Totale
6017	CHIGNOLI GIORGIO	1		1
6034	BOVE KATRIN	7		7
6252	RODINO` DEMETRIO	1		1
6313	LAPONTE ALBERTO			
DE*	GARRI` GERARDINO		1	1
6383	ANTOLINI GIOVANNI	33.000		33.000
6390	GIORDANA ROBERTO			
DE*	FONDAZIONE CASSA DI RISPARMIO DI CUNEO		2.283.500	2.283.500
6415	DI CIANNI EMILIO LUIGI	1		1
6674	AGOSTINI ANTONIO			
**D	ARCA FONDI SGR - FONDO ARCA AZIONI ITALIA		400.000	400.000
**D	FRANKLIN TEMPLETON INVESTMENT FUNDS		79.094	79.094
**D	KEMPEN INTERNATIONAL FUNDS		5.577	5.577
**D	T. ROWE PRICE FUNDS SICAV		366	366
**D	JPMORGAN FUNDS (IRELAND) ICAV		280	280
**D	AVIVA INVESTORS		1.156.809	1.156.809
**D	ARTEMIS FUNDS (LUX)		8.638	8.638
**D	ARK LIFE ASSURANCE COMPANY LIMITED		23.839	23.839
**D	BLACKROCK INDEX SELECTION FUND		367.101	367.101
**D	CORONATION GLOBAL OPPORTUNITIES FUND		144.717	144.717
**D	MORGAN STANLEY INVESTMENT FUNDS		470.693	470.693
**D	THE PARTNERS FUND SICAV LRI INVEST S.A.		6.703	6.703
**D	RBC ISB - MMA VIE SA		702.873	702.873
**D	NMM5 GIEP PTN ACCOUNT		45.809	45.809
**D	NMM5-WIEQ-CNS ACCOUNT		10.000	10.000
**D	DPAM EQUITIES L		126.404	126.404
**D	SCHWAB INTERNATIONAL INDEX FUND		171.930	171.930
**D	THORNBURG INTERNATIONAL EQUITY		4.433	4.433
**D	THE MASTER TRUST BANK OF JAPAN LTD		293	293
**D	THE MASTER TRUST BANK OF JAPAN LTD		509	509
**D	FIDELITY FUNDS SICAV		2.893.282	2.893.282
**D	ING DIRECT		45.765	45.765
**D	THE MASTER TRUST BANK OF JAPAN LTD		52.412	52.412
**D	AMP CAPITAL GLOBAL LISTED INFRASTRUCTURE FUND		18.527	18.527
**D	THE MASTER TRUST BANK OF JAPAN LTD		25.000	25.000
**D	GIM SPECIALIST INVESTMENT FUNDS		12.809	12.809
**D	THE MASTER TRUST BANK OF JAPAN LTD		4.284	4.284
**D	MF PICTET MULTI ASSET FUND		6.751	6.751
**D	JAPAN TRUSTEE SERVICES BANK LTD		6.027	6.027
**D	THORNBURG GLOBAL EQUITY FUND		134.917	134.917
**D	THORNBURG INTERNATIONAL EQUITY FUND		2.354	2.354
**D	THE MASTER TRUST BANK OF JAPAN LTD		2.052	2.052
**D	JAPAN TRUSTEE SERVICES BANK LTD		2.117	2.117

Assemblea Ordinaria del 18 aprile 2019

LISTA ESITO DELLE VOTAZIONE
 Oggetto: Bilancio di esercizio al 31 dicembre 2018

FAVOREVOLI

Badge	Ragione Sociale	Proprio	Delega	Totale
**D	FIDELITY SAL ST FIDELITY GLOBAL EX US IN		124.653	124.653
**D	VANGUARD FUNDS PLC		264.224	264.224
**D	THORNBURG GLOBAL INVESTMENT PLC		146.895	146.895
**D	LCAM GLOBAL EQUITY FUNDS		4.597	4.597
**D	SCHWAB FUNDAMENTAL INTERNATIONAL LARGE COMPANY INDEX FUND		44.385	44.385
**D	MACQUARIE GLOBAL LISTED INFRASTRUCTURE C		126.047	126.047
**D	SEI INSTITUTIONAL MANAGED TRUST MULTI-AS		3.095	3.095
**D	VANGUARD INVESTMENT SERIES PLC		249.245	249.245
**D	VANGUARD INVESTMENT SERIES PLC		187.689	187.689
**D	VANGUARD INVESTMENT SERIES PLC		130.464	130.464
**D	VANGUARD INVESTMENT SERIES PLC		20.589	20.589
**D	LOS ANGELES CAPITAL GLOBAL FUND PLC		47.802	47.802
**D	FIDELITY SALEM STREET TRUST: SPARTAN TOTAL INTERNATIONAL INDEX FUND		9.488	9.488
**D	SEI INST.MAN.TRUST - MIM VOLAT.FUND		15.203	15.203
**D	FIDELITY UCITS ICAV		100.785	100.785
**D	FIDELITY SALEM STREET TRUST: FIDELITY SAI INTERNATIONAL VALUE INDEX FUND		1.348	1.348
**D	FIDELITY UCITS II ICAV		1.648	1.648
**D	VARIABLE INSURANCE PRODUCTS FUND II: INTERNATIONAL INDEX PORTFOLIO		18.394	18.394
**D	FIDELITY SALEM STREET TRUST: FIDELITY ZERO INTERNATIONAL INDEX FUND		2.445	2.445
**D	FIDELITY CONCORD STREET TRUST: FIDELITY SERIES INTERNATIONAL INDEX FUND		2.408	2.408
**D	MONDRIAN GLOBAL LISTED INFRASTRUCTURE FUND		72.824	72.824
**D	COHEN & STEERS GLOBAL LIST. INFR.FD		692.909	692.909
**D	NUVEEN GLOBAL INFRASTRUCTURE FUND		4.314	4.314
**D	ADVISOR MANAGED TRUST - TACTICAL OFFENSI		3.898	3.898
**D	CORNERSTONE ADVISORS GLOBAL PUBLIC EQUITY FUND		50.321	50.321
**D	CORNERSTONE ADVIS GLOBAL PUBLIC EQUITY F		952	952
**D	PANAGORA RISK PARITY M.A.C.FD		10.636	10.636
**D	BAYVK G2 FONDS		20.601	20.601
**D	UNIVERSAL-CAV		32.929	32.929
**D	BAYVK A4 FONDS		2.610	2.610
**D	ALLIANZGI FONDS ALLRA		4.770	4.770
**D	ALLIANZGI FONDS USES		2.390	2.390
**D	ALLIANZGI FONDS DUNHILL		8.864	8.864
**D	ALLIANZGI FONDS PFI		15.253	15.253
**D	ALLIANZGI FONDS PFALCO		26.910	26.910
**D	ALLIANZGI FONDS AESAN		18.760	18.760
**D	ALLIANZGI FONDS AMEV		2.780	2.780
**D	ALLIANZGI FONDS AMEV		4.420	4.420
**D	ALLIANZGI FONDS CAESAR		3.454	3.454
**D	ALLIANZGI FONDS AFE		1.860	1.860
**D	ALLIANZGI FONDS AFE		8.694	8.694
**D	ALLIANZGI FONDS DPF DILLINGER PENSIONSFO		25.708	25.708
**D	ALLIANZGI FONDS HARVEST		218.045	218.045
**D	BNP PARIBAS L1			



Assemblea Ordinaria del 18 aprile 2019

LISTA ESITO DELLE VOTAZIONE

Oggetto: Bilancio di esercizio al 31 dicembre 2018

FAVOREVOLI

Badge	Ragione Sociale	Proprio	Delega	Totale
**D	BNP PARIBAS EASY		107.625	107.625
**D	BNP PARIBAS B PENSION GROWTH		63.571	63.571
**D	BNP PARIBAS B PENSION STABILITY		23.327	23.327
**D	METROPOLITAN RENTASTRO		109.186	109.186
**D	BNP PARIBAS B PENSION BALANCED		254.733	254.733
**D	JANUS HENDERSON INSTITUTIONAL EUROPEAN INDEX OPPORTUNITIES FUND		38.364	38.364
**D	ENHANCED INDEX INTERNATIONAL SHARE FUND		49.993	49.993
**D	AUSTRALIAN CATHOLIC SUPERAN RETIREM FUND		4.997	4.997
**D	CLEARVIEW INFRASTRUCTURE FUND		285.033	285.033
**D	AMP CAP UNHEDGED GL SHS MULTI MAN FUND		7.837	7.837
**D	AMP INTERNATIONAL EQUITY INDEX FUND HEDG		47.610	47.610
**D	FIRST STATE INVESTMENTS GLOBAL LISTED IN		219.577	219.577
**D	IPAC SPEC INV STR INT SHARESTRATEGY NO 1		3.640	3.640
**D	AMP GLOBAL LISTED INFRAS T INDEX FUND HED		194.707	194.707
**D	UNISUPER		4.463	4.463
**D	WHOLESALE UNIT TRUST GL. INFAS T R U C T U R E F		51.421	51.421
**D	AMP CAPITAL GLOBAL LISTED INFRASTR. FD		98.321	98.321
**D	BPSS SYD/UNISUPER		730.445	730.445
**D	WHOLESALE UNIT TRU MSCI GLOB IND SHAR FU		2.735	2.735
**D	IPAC SPEC INVEST STR LISTED GL INFR		43.532	43.532
**D	AMP CAP GLO INFRA SEC F (UNHEDGED)MAN FU		8.137	8.137
**D	AMP CAPITAL GLOBAL INFR SECUR FUND UNHED		388.717	388.717
**D	AMP GLOBAL LISTED INFR MARKET IND FD HE		414.804	414.804
**D	MERCER UNHEDGED OVERSEAS SHARES TRUST		1.004	1.004
**D	FCP BNP PARIBAS ACTIONS EUROPE		2.092	2.092
**D	FCP ALM ACTIONS EURO		147.438	147.438
**D	IPA CORPORATE ACTIONS AND INCOME		79.355	79.355
**D	STICHTING AHOLD DELHAIZE PENSI OEN		32.840	32.840
**D	ACTIAM RESPONSIBLE INDEX FUND EQUITY EUR		123.595	123.595
**D	FONDS DE RESERVE POUR LES RETRAITES		276.461	276.461
**D	SWISS LIFE LUXEMBOURG SA		69.419	69.419
**D	BANQUE PICTET & CIE SA		5.761	5.761
**D	PICTET GLOBAL SELECTION FUND		131.013	131.013
**D	PICTET GLOBAL SELECTION FUND - GLOB		4.473.727	4.473.727
**D	PICTET-EUROLAND INDEX		25.964	25.964
**D	PICTET-EUROPE INDEX		93.331	93.331
**D	FOREIGN STOCK INDEX MOTHER FUND		13.457	13.457
**D	SHINKO GLOBAL EQUITY INDEX MOTHER FUND		337	337
**D	GLOBAL HIGH DIVIDEND EQUITY MOTHER FUND		270.000	270.000
**D	FTSE-EDHEC RISK EFFICIENT INT DEVELOPED COUNTRIES INDEX		796	796
**D	GIVI GLOBAL EQUITY FUND A SERIES TRUST OF GLOBAL MULTI STRATEGY		10.759	10.759
**D	UBI SICAV		28.401	28.401
**D	MACQUARIE - GLOBAL LISTED INFR FD		34.404	34.404

Pagina 6

Azionisti:	1.398	Teste:	24
Azionisti in proprio:	16	Azionisti in delega:	1.382

Assemblea Ordinaria del 18 aprile 2019

LISTA ESITO DELLE VOTAZIONE

Oggetto: Bilancio di esercizio al 31 dicembre 2018

FAVOREVOLI

Badge	Ragione Sociale	Proprio	Delega	Totale
**D	BROOKFIELD INVESTMENT FUNDS UCITS	394.649	394.649	394.649
**D	JSS INVESTMENTFONDS II	107.309	107.309	107.309
**D	MAPLE BROWN ABBOTT FUNDS PLC	422.684	422.684	422.684
**D	NFS LIMITED TRAFALGAR COURT ADMIRAL	6.125	6.125	6.125
**D	SHELL TRUST (BERMUDA) LTD AS TRUSTEE OF THE SHELL OVERSEAS CONTRIBUTORY PENSION FUND	8.623	8.623	8.623
**D	SHELL TRUST (BERMUDA) LIMITED AS TRUSTEE OF THE SHELL INTERNATIONAL PENSION FUND	6.820	6.820	6.820
**D	NFS LIMITED TRAFALGAR COURT ADMIRAL	21.024	21.024	21.024
**D	CONSTRUCTION AND BUILDING UNIONS SUPERANNUATION FUND	27.903	27.903	27.903
**D	VANGUARD GLOBAL MINIMUM VOLATILITY FUND	1.004	1.004	1.004
**D	VANGUARD INTERNATIONAL SHARE INDEX FUND	149.377	149.377	149.377
**D	VANGUARD GLOBAL INFRASTRUCT. INDEX FUND	109.066	109.066	109.066
**D	SAS TRUSTEE CORPORATION	6.197	6.197	6.197
**D	H.E.S.T. AUSTRALIA LIMITED	23.597	23.597	23.597
**D	CONSTRUCTION AND BUILDING UNIONS SUPERANNUATION FUND	11.691	11.691	11.691
**D	LGIA SUPER TRUSTEE AS TRUSTEE FOR LGIA	231.305	231.305	231.305
**D	CONSTRUCTION AND BUILDING UNIONS SUPERANNUATION FUND	17.287	17.287	17.287
**D	UBS ASSET MANAGEMENT LIFE LTD	323.117	323.117	323.117
**D	JPMORGAN CHASE BANK - PB - UNITED STATES TRUSTS	1.376	1.376	1.376
**D	BANCO CENTRAL DE TIMOR EST	35.091	35.091	35.091
**D	THE BOEING COMPANY EMPLOYEE RETIREMENT PLANS MASTER TRUST	265.022	265.022	265.022
**D	THE BOEING COMPANY EMPLOYEE RETIREMENT PLANS MASTER TRUST	196.838	196.838	196.838
**D	ROCKEFELLER & CO., INC	13.781	13.781	13.781
**D	TCORPIM INDEXED INTERNATIONAL SHARE (UNHEDGED) FUND	5.909	5.909	5.909
**D	FIDELITY FIRST GLOBAL FUND	922	922	922
**D	ANZ WHOLESALE INTERN.SHARE NO. 1 FUND	1.760	1.760	1.760
**D	OPTIMIX GLOBAL LISTED INFRASTRUCTUR	138.970	138.970	138.970
**D	VANGUARD ETHICALLY CONSCIOUS INTERNATIONAL SHARES INDEX FUND	4.181	4.181	4.181
**D	JPMORGAN CHASE BANK - PB - UNITED STATES PARTNERSHIP	1.214	1.214	1.214
**D	ONEPATH LOW VOLATILITY GLOBAL EQ IN POOL	31.278	31.278	31.278
**D	TELSTRA SUPERANNUATION SCHEME	268.333	268.333	268.333
**D	ONEPATH GLOBAL SHARES - GLOBAL INFRASTRUCTURE (HEDGED) INDEX POOL	790.025	790.025	790.025
**D	CONNECTICUT GENERAL LIFE INSURANCE COMPANY	975	975	975
**D	EQ ESSENTIAL BETA FUND LTD	5.000	5.000	5.000
**D	LIFEPOINT LTD FOR THE LABOUR UNION CO-OPERATIVE RETIREMENT FUND	3.154	3.154	3.154
**D	ONEPATH GLOBAL SHARES - LARGE CAP (UNHEDGED) INDEXPOOL	47.062	47.062	47.062
**D	IBM PERSONAL PENSION PLAN TRUST	3.114	3.114	3.114
**D	NEW YORK LIFE INSURANCE	2.620	2.620	2.620
**D	NEW YORK LIFE INSURANCE COMPANY	25.396	25.396	25.396
**D	BOMBARDIER TRUST U.S. MASTER TRUST	71.097	71.097	71.097
**D	UBS MSCI WORLD MINIMUM VOLATILITY IND FD	9.387	9.387	9.387
**D	UBS FTSE RAFI DEVELOPED 1000 INDEX FUND	4.423	4.423	4.423
**D	FUNDACAO CALOUSTE GULBENKIAN	10.978	10.978	10.978
**D	SBC MASTER PENSION TRUST SBC MASTER PENSION TRUST 208	12.180	12.180	12.180



Assemblea Ordinaria del 18 aprile 2019

LISTA ESITO DELLE VOTAZIONE

Oggetto: Bilancio di esercizio al 31 dicembre 2018

FAVOREVOLI


Badge	Ragione Sociale	Proprio	Delega	Totale
**D	JNL/MELLON CAPITAL INTNAL INDEX FUND		61.908	61.908
**D	FLEXSHARES INTERNATIONAL QUALITY DIVIDEND DEFENSIVE INDEX FUND		10.449	10.449
**D	FLEXSHARES MORNINGSTAR DEVELOPED MARKETS EX-US FACTOR TILT INDEX FUND		19.090	19.090
**D	FLEXSHARES INTERNATIONAL QUALITY DIVIDEND INDEX FUND		85.207	85.207
**D	VANTAGETRUST III MASTER COLLECTIVE INVESTMENT FUNDS TRUST		29.337	29.337
**D	T ROWE PRICE INTERNATIONAL EQUITY INDEX FUND		23.646	23.646
**D	JNL/FIRST STATE GLOBAL INFRASTRUCTURE FUND		1.415.758	1.415.758
**D	ABU DHABI RETIREMENT PENSIONS AND BENEFITS		14.498	14.498
**D	JNL-S&P INTERNATIONAL 5 FUND		17.551	17.551
**D	SBC MASTER PENSION TRUST		21.057	21.057
**D	FLEXSHARES STOXX GLOBAL BROAD INFRASTRUC		255.564	255.564
**D	GOLDMAN SACHS TRUST - GOLDMAN SACHS ABSOLUTE RETURN TRACKER FUND		5.100	5.100
**D	GOLDMAN SACHS TRUST- GOLDMAN SACHS INTER		37.999	37.999
**D	PUBLIC EMPLOYEES RETIREMENT SYSTEM OF OHIO		52.653	52.653
**D	MTB GOVERNMENT PENSION INVESTMENT FUND 4		1.851.962	1.851.962
**D	THE MASTER TRUST BANK OF JAPAN LTD		534.027	534.027
**D	SHELL PENSIONS TRUST LIMITED AS TRUSTEE OF SHELL CONTRIBUTORY PENSION FUND		8.172	8.172
**D	THE BARCLAYS BANK UK RETIREMENT FUND		5.556	5.556
**D	VANGUARD FIDUCIARY TRUST COMPANY EUROPEAN STOCK INDEX TRUST		26.977	26.977
**D	VANGUARD TOTAL INTERNATIONAL STOCK INDEXFUND		8.313.191	8.313.191
**D	MTB FOR GOVERNMENT PENSION FD45828		257.809	257.809
**D	THE MASTER TRUST BANK OF JAPAN LTD		1.009.491	1.009.491
**D	VG V POOLFONDS PAI		18.301	18.301
**D	ALLIANZGI-FONDS DSPT		13.752	13.752
**D	FIDELITY EUROPEAN VALUES PLC		694.350	694.350
**D	FIDELITY INVESTMENT FUNDS III FIDELITY DIVERSIFIED GROWTH FUND		2.851	2.851
**D	STICHTING PENSIOENFONDS VOOR HUISARTSEN		18.449	18.449
**D	THE MASTER TRUST BANK OF JAPAN		247.489	247.489
**D	BUREAU OF LABOR FUNDS- LABOR PENSION FUND		902	902
**D	BUREAU OF LABOR FUNDS- LABOR PENSION FUND		17.316	17.316
**D	BUREAU OF LABOR FUNDS-LABOR RETI FUND		5.091	5.091
**D	BUREAU OF LABOR FUNDS-LABOR RETI FUND		3.834	3.834
**D	BUREAU OF LABOR FUNDS-LABOR INSURANCE FUND		103.677	103.677
**D	BUREAU OF LABOR FUNDS- LABOR PENSION FUND		102.123	102.123
**D	CITY OF PHILADELPHIA PUBLIC EMPLOYEES RETIREMENT SYSTEM		104.328	104.328
**D	STATE OF WYOMING		27.166	27.166
**D	FIDELITY INVESTMENT FUNDS - FIDELITY INDEX WORLD FUND		16.453	16.453
**D	FIDELITY INVESTMENT FUNDS EUROPEAN FUND		1.507.785	1.507.785
**D	FIDELITY INVESTMENT FUNDS - FIDELITY INDEX EUROPE EX UK FUND		22.531	22.531
**D	TRUST AND CUSTODY SERVICES BANK LIMITED		43.688	43.688
**D	JPMORGAN BETABUILDERS EUROPE ETF		181.263	181.263
**D	JPMORGAN DIVERS RETURN EU EQUIT ETF		1.901	1.901
**D	OSSHARES FTSE EUROPE QUALITY DIVIDEND ETF		3.336	3.336

Assemblea Ordinaria del 18 aprile 2019

LISTA ESITO DELLE VOTAZIONE
Oggetto: Bilancio di esercizio al 31 dicembre 2018

FAVOREVOLI

Badge	Ragione Sociale	Proprio	Delega	Totale
**D	OPPENHEIMER MACQUARIE GLOBAL INFRASTR FU	268.777	2.033	268.777
**D	JPMORGAN DIVERSIFIED FUND		74.500	74.500
**D	HCNI II LLC		13.095	13.095
**D	STAR FAMILY FOUNDATION		30.945	30.945
**D	NEW YORK LIFE INSURANCE AND ANNUITY CO		959	959
**D	KATHERINE C. MOORE CHARITABLE LEAD ANNUITY TRUST I		524	524
**D	UNITED STATES STEEL CORPORATION REPRESENTED RETIREES BENEFIT TRUST		227.700	227.700
**D	ARELJAY II LLC		134.977	134.977
**D	COMMINGLED PENSION TRUST FUND (INTREPID INTERNATIONAL) OF JPMORGAN CHASE BANK		1.982	1.982
**D	HOBART FAMILY INVESTMENTS LLC		486	486
**D	THE KATHERINE MOORE REVOCABLE TRUST		105.154	105.154
**D	JAMES A STAR		747.961	747.961
**D	CROWN FUND		365.300	365.300
**D	CROWN FUND II		1.290	1.290
**D	COLONEL HENRY CROWN SCHOLARSHIP FUND		149.000	149.000
**D	CROWN ICF FUND LLC		92.400	92.400
**D	CROWN FAMILY FOUNDATION		323.600	323.600
**D	ARIE & IDA CROWN MEMORIAL		1.326	1.326
**D	FIDELITY INVESTMENTS MONEY MANAGEMENT INC		40.817	40.817
**D	PROSHARES DJ BROOKFIELD GLOB.INFRASTR.ET		590.750	590.750
**D	THE BOMBARDIER TRUST (UK)		530.276	530.276
**D	BOMBARDIER TRUST (CANADA) REAL RETURN ASSET FUND		174.400	174.400
**D	BROOKFIELD GLOBAL INFRASTRUCTURE SECURIT		427.800	427.800
**D	BROOKFIELD GLOBAL LISTED INFRASTRUCTURE		15.701	15.701
**D	FONDS DE SOLIDARITE DES TRAV.QUEBEC FTQ		1.035.155	1.035.155
**D	RARE INFRASTRUCTURE VALUE FUNND HEDGED		5.683	5.683
**D	RARE INFRASTRUCTURE INCOME FUND		1.027.448	1.027.448
**D	RARE INFRASTRUCTURE VALUE FUND UNHEDGED		28.045	28.045
**D	GLOBAL INFRASTRUCTURE FUND		692.746	692.746
**D	MARLE BROWN ABBOT GLOBAL LISTED INFR ED		72.700	72.700
**D	MANULIFE INVESTMENT EXCHANGE FUND CORP		237.300	237.300
**D	MANULIFE GLOBAL INFRASTRUCTURE FUND		147.700	147.700
**D	MANULIFE SOBEYS GLOBAL EQUITY FUND UT		156.977	156.977
**D	RÉGIME DE RETRAITE DU PERSONNEL DES CPE		54.900	54.900
**D	LABORERS PENSION FUND OF WESTERN CANADA		83.764	83.764
**D	SVS TFI INCOME BUILDER 1		63.642	63.642
**D	HELABA INVEST KAPITALANLAGEGESELLSCHAFT MBH		3.145.062	3.145.062
**D	SWISS NATIONAL BANK		60.627	60.627
**D	TRUST E CUSTODY SERVICES BANK LTD		9.201	9.201
**D	TRUST & CUSTODY SERVICES BANK LTD AS TRUSTEE FOR PENSION INVESTMENT FUND TRUST NUMBER 21		736.712	736.712
**D	BEST INVESTMENT CORPORATION		280.534	280.534
**D	BEST INVESTMENT CORPORATION		2.927	2.927
**D	THE HSBC GROUP HONG KONG LOCAL STAFF RETIREMENT BENEFIT SCHEME			



Assemblea Ordinaria del 18 aprile 2019

LISTA ESITO DELLE VOTAZIONE

Oggetto: Bilancio di esercizio al 31 dicembre 2018

FAVOREVOLI

Badge	Ragione Sociale	Proprio	Delega	Totale
**D	ALLIANZ CHOICE BEST STYLES EUROPE FUND		31.810	31.810
**D	HSBC MANAGED STABLE FUND		164	164
**D	HSBC MANAGED STABLE GROWTH FUND		176	176
**D	HSBC MANAGED BALANCED FUND		1.384	1.384
**D	HSBC MANAGED GROWTH FUND		2.397	2.397
**D	FTSE ALL WORLD INDEX FUND		29.932	29.932
**D	CENTRAL FINANCE BOARD METHODIST CHURCH		3.430	3.430
**D	AI STRATEGIC GLOBAL EQUITY FUND		87.697	87.697
**D	REASSURE LIMITED		143.061	143.061
**D	AI GLOBAL EQUITY FUND		90.808	90.808
**D	FRIENDS LIFE AND PENSIONS LIMITED PIXHAM END		58.340	58.340
**D	FRIENDS LIFE FUNDS LIMITED		106.000	106.000
**D	FIRST STATE GLOBAL UMBRELLA FUND PLC-FIR		16.427	16.427
**D	HSBC GLOBAL ASSET MANAGEMENT LTD		2.570	2.570
**D	PUTM ACS EUROPEAN EX UK FUND		64.274	64.274
**D	FIRST STATE GLOBAL UMBRELLA FUND PLC		1.519.616	1.519.616
**D	HSBC EUROPEAN INDEX FUND		136.191	136.191
**D	PHOENIX LIFE LIMITED		309.066	309.066
**D	TALOS CAPITAL DESIGNATED ACTIVITY COMPAN		12.656.265	12.656.265
**D	HSBC MSCI EUROPE UCITS ETF		17.658	17.658
**D	HSBC GLOBAL INVESTMENT FUNDS		4.245	4.245
**D	NATIONAL GRID UK PENSION SCHEME		19.051	19.051
**D	PUTM EUROPEAN UNIT TRUST		5.952	5.952
**D	PUTM BOTHWELL EUROPE FUND		377.233	377.233
**D	HSBC ETFS		6.266	6.266
**D	SONDERVERMOEGEN ALLIANZ VGI 1 FONDS		9.010	9.010
**D	MELLON OFFSHORE FUNDS C/O CIBC BANK AND TRUST COMPANY (CAYMAN) LIMITE		1.851.790	1.851.790
**D	SIX CIRCLES INTERNAT UNCONSTRAIN EQ FUND		77.768	77.768
**D	FONDAZIONE ROMA SIF		2.687	2.687
**D	ABERDEEN MONCEAU		4.861	4.861
**D	LA FRANCAISE INFLECTION POINT ACTION EUR		55.385	55.385
**D	CAISSE DES DEPOTS ET CONSIGNATIONS		30.252	30.252
**D	UNIVERSE THE CMI GLOBAL NETWORK FUND		59.558	59.558
**D	KAPITALFORENINGEN PENSAM INVEST PSI 10 GLOBALE AKTIER		24.939	24.939
**D	ROBECO CAPITAL GROWTH FUND		1.746	1.746
**D	DPAM INVEST B		329.696	329.696
**D	STICHTING SHELL PENSIOENFONDS		13.830	13.830
**D	ROBECO UMBRELLA FUND I N.V.		2.663	2.663
**D	BLACKROCK INSTITUTIONAL POOLED FUNDS PLC		77.931	77.931
**D	NFS LIMITED TRAFALGAR COURT ADMIRAL		16.153	16.153
**D	BANCO CENTRAL DE TIMOR EST		31.826	31.826
**D	CONNECTICUT GENERAL LIFE INSURANCE COMPANY		6.895	6.895
**D	BRUNEI SHELL RETIREMENT BENEFIT FUND		1.353	1.353


Assemblea Ordinaria del 18 aprile 2019

LISTA ESITO DELLE VOTAZIONE

Oggetto: Bilancio di esercizio al 31 dicembre 2018

FAVOREVOLI

Badge	Ragione Sociale	Proprio	Delega	Totale
**D	AXA EQUITABLE LIFE INSURANCE CO	4.433		4.433
**D	FIDUCIARY TRUST COMPANY INTERNATIONAL AS		1.033	1.033
**D	ADVANCE INTERNATIONAL SHARE INDEX FUND		44.763	44.763
**D	ISHARES WHOLESALE SCREENED INTERNATIONAL EQUITY INDEX FUND		4.018	4.018
**D	ISHARES EDGE MSCI WORLD MINIMUM VOLATILI		1.103	1.103
**D	BLACKROCK GLOBAL LISTED INFRASTRUCTURE F		72.199	72.199
**D	ISHARES WHOLESALE INTERNATIONAL EQUITY INDEX FUND		34.032	34.032
**D	ISHARES ALLCOUNTRY EQUITY INDEX FUND		2.538	2.538
**D	BLACKROCK FISSION INDEXED INIL EQUITY FD		3.364	3.364
**D	RETIREMENT INCOME PLAN OF SAUDI ARABIAN OIL COMPANY		2.751	2.751
**D	NVIT INTERNATIONAL INDEX FUND		75.189	75.189
**D	EQ ADVISORS TRUST - AXA INTERNATIONAL CORE MANAGED VOLATILITY PORTFOLIO		25.818	25.818
**D	EQ ADVISORS TRUST- AXA/TEMPLETON GLOBAL EQUITY MANAGED VOLATILITY PORTFOLIO		5.072	5.072
**D	EQ ADVISORS TRUST-AXA GLOBAL EQUITY MANAGED VOLATILITY PORTFOLIO		22.075	22.075
**D	EQ ADVISORS TRUST - ATM INTERNATIONAL MANAGED VOLATILITY PORTFOLIO		39.091	39.091
**D	EQ ADVISORS TRUST - ATM INTERNATIONAL MANAGED VOLATILITY PORTFOLIO		15.611	15.611
**D	EQ ADVISORS TRUST - AXA INTERNATIONAL MANAGED VOLATILITY PORTFOLIO		72.594	72.594
**D	EQ ADV DYNAMIC MODERATE GROWTH PORTFOLIO		19.450	19.450
**D	EQ ADVISORS TRUST - AXA / AB DYNAMIC GROWTH PORTFOLIO		4.319	4.319
**D	AVIVA LIFE & PENSIONS UK LIMITED		146.070	146.070
**D	THE MASTER TRUST BANK OF JAPAN, LTD. AS TRUSTEE FOR MUTB400045792		14.430	14.430
**D	NATIONWIDE INTERNATIONAL INDEX FUND		48.103	48.103
**D	BUREAU OF LABOR FUNDS- LABOR PENSION FUND		1.588	1.588
**D	BUREAU OF LABOR FUNDS- LABOR PENSION FUND		3.415	3.415
**D	BUREAU OF LABOR FUNDS-LABOR RETI FUND		8.825	8.825
**D	AVIVA INVESTORS INVESTMENT FUNDS ICVC AVIVA INVESTORS INTERNATIONAL INDEX TRACK		13.826	13.826
**D	ARTEMIS GLOBAL EQUITY INCOME FUND		180.723	180.723
**D	ARTEMIS MONTHLY DISTRIBUTION FUND		158.157	158.157
**D	BLACKROCK INTERNATIONAL INDEX V.I. FUND OF BLACKROCK VARIABLE SERIES FUNDS		6.588	6.588
**D	THE MASTER TRUST BANK OF JAPAN		43.276	43.276
**D	BLACKROCK INSTITUTIONAL TRUST COMPANY N.A. INVESTMENT FUNDS FOR EMPLOYEE BENEFIT TRUSTS		3.972.740	3.972.740
**D	BLACKROCK MSCI EAFE EQUITY NY N.A. INVESTMENT FUNDS FOR EMPLOYEE BENEFIT TRUSTS		120.280	120.280
**D	ACHMEA PENSIÖEN- EN LEVENSVERZEKERINGEN		402.674	402.674
**D	AMERICAN UNIVERSITY		2.958	2.958
**D	DE NEDERLANDSE EMPLOYEE BENEFIT FUND OEP DE		35.558	35.558
**D	MSCI EUROPE EQUITY ESG SCREENED INDEX FU		381	381
**D	WASHINGTON STATE INVESTMENT BOARD		22.840	22.840
**D	AXA-BELGIUM S A		431	431
**D	STICHTING PENSIÖENFONDS VOOR VERLOSKUNDI		46.866	46.866
**D	THRIFT SAVINGS PLAN		1.718.964	1.718.964
**D	NEW MEXICO STATE INVESTMENT COUNCIL		1.798	1.798
**D	NEW MEXICO STATE INVESTMENT COUNCIL		21.121	21.121
**D	AURION GLOBAL EQUITY FUNDS		1.849	1.849



Assemblea Ordinaria del 18 aprile 2019

LISTA ESITO DELLE VOTAZIONE

Oggetto: Bilancio di esercizio al 31 dicembre 2018

FAVOREVOLI

Badge	Ragione Sociale	Proprio	Delega	Totale
**D	NBIMC EAFE EQUITY INDEX FUND - CLASS N	11.571	11.571	11.571
**D	ASSOCIATION BIENF RETR POL VILLE MONTREA	11.600	11.600	11.600
**D	NBIMC PUBLIC INFRASTRUCTURE (2017)	71.019	71.019	71.019
**D	NMM5 GIEP BRI ACCOUNT	38.582	38.582	38.582
**D	FCP LBPAM AVENIR EURO	2.499	2.499	2.499
**D	FCP LBPAM ACTIONS EURO LARGE CAP	51.055	51.055	51.055
**D	FCP FEDERIS IRC ACTIONS	53.407	53.407	53.407
**D	FUJI XEROX PENSION FUND	117.618	117.618	117.618
**D	SAS TRUSTEE CORPORATION	782.085	782.085	782.085
**D	MINE SUPERANNUATION FUND	432.393	432.393	432.393
**D	BUREAU OF LABOR FUNDS - LABOR RETIREMENT FUND	570.144	570.144	570.144
**D	COLUMBIA GLOBAL INFRASTRUCTURE FUND	361.500	361.500	361.500
**D	MULTI-MANAGER DIRECTIONAL ALTERNATIVE STRATEGIES FUND	4.667	4.667	4.667
**D	SUN LIFE SENTRY INFRASTRUCTURE FUND	835.252	835.252	835.252
**D	NMM5-WIEQ-NVN ACCOUNT	10.480	10.480	10.480
**D	NMM5 WIEQ BRF ACCOUNT	29.800	29.800	29.800
**D	NMM5 GIEP NVN ACCOUNT	57.239	57.239	57.239
**D	WIF LAZ GBL PFD LIS INFRA	1.128.354	1.128.354	1.128.354
**D	ANIMA SGR- ANIMA GEO ITALIA	138.915	138.915	138.915
**D	ANIMA SGR SPA ANIMA SELEZIONE EUROPA	281.368	281.368	281.368
**D	ANIMA SGR SPA ANIMA ALTO POTENZIALE EUROPA	155.000	155.000	155.000
**D	ANIMA SGR- ANIMA ITALIA	92.496	92.496	92.496
**D	ANIMA EUROPA ANIMA SGR SPA	127.500	127.500	127.500
**D	BNYMTCIL CGF WDEQ LA	14.122	14.122	14.122
**D	STATE OF WISCONSIN INVESTMENT BOARD	434.445	434.445	434.445
**D	THE GOVERNMENT EMPLOYEES PENSION FUND GEFP	16.876	16.876	16.876
**D	SUBSIDIZED SCHOOLS P FUND NORTHERN	6.054	6.054	6.054
**D	THE HARTFORD RETIREMENT PLAN TRUST FOR US EMPLOYEES	9.947	9.947	9.947
**D	LEGG MASON GLOBAL INFRASTRUCTURE ETF	10.127	10.127	10.127
**D	KAPITALFORENINGEN EMD INVEST GLOBALE AKTIER III	2.288	2.288	2.288
**D	RARE GLOBAL INFRASTRUCTURE VALUE FUND	41.949	41.949	41.949
**D	GS TACS MARKET CONTINUOUS INTERNATIONAL	28.450	28.450	28.450
**D	DT INTERNATIONAL STOCK INDEX FUND	26.742	26.742	26.742
**D	GREAT WEST CORE STRATEGIES INTERNATIONAL EQUITY FUND	2.112	2.112	2.112
**D	ROCKFLR BROS RHMBLN ACWI EXUS 290611 ROCKEFELLER BROTHERS FUND INC	1.278	1.278	1.278
**D	PRU INCOME BUILDER JEN EQ INC PDKD	35.238	35.238	35.238
**D	BNYMTCIL WINTON EUROPEAN EQU FD T	10.054	10.054	10.054
**D	BNYMTCIL WINTON GLOBAL EQUITY FD TR	1.729	1.729	1.729
**D	LEGAL AND GENERAL UCITS ETF PLC	14.921	14.921	14.921
**D	NATIONAL BANK TRUST	2.111.681	2.111.681	2.111.681
**D	VANGUARD FTSE ALL WORLD EX US INDEX FUND	948.975	948.975	948.975
**D	VANGUARD EUROPEAN STOCK INDEX FUND	1.035.863	1.035.863	1.035.863
**D	USBK TR QKR GLBL TAC ALL FUND	40.865	40.865	40.865

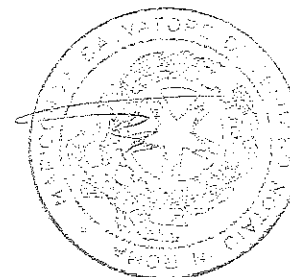
Assemblea Ordinaria del 18 aprile 2019

LISTA ESITO DELLE VOTAZIONE

Oggetto: Bilancio di esercizio al 31 dicembre 2018

FAVOREVOLI

Badge	Ragione Sociale	Proprio	Delega	Totale
**D	MACQUARIE MANAGEMENT HOLDINGS INC		5.258	5.258
**D	WESPATH FUNDS TRUST		2.947	2.947
**D	UMC BENEFIT BOARD, INC		30.969	30.969
**D	ALAMOSA LLC .		719	719
**D	STICHTING SPOORWEGPENSIOENFONDS		10.081	10.081
**D	INVESCO S AND P EUROPE 350 EQUAL WEIGHT INDEX ETF		3.019	3.019
**D	NEWTON MULTI-ASSET GROWTH FUND		980.175	980.175
**D	THE CONSOLIDATED EDISON PENSION PLAN MASTER TRUST		32.830	32.830
**D	DEP QF SSGA NONUS EQUITY H1		1.450	1.450
**D	DEP QF SSGA NONUS EQUITY R2		4.325	4.325
**D	DEP QF SSGA NONUS EQUITY B1		1.964	1.964
**D	DEP QF SSGA NONUS EQUITY B2		2.010	2.010
**D	GENERAL MILLS GROUP TRUST		28.964	28.964
**D	MINISTERS AND MISSNRES BENEFIT BRD OF AMERICAN BPTST CHURCHES		4.669	4.669
**D	GNPF COL EAFE GINNA Q		1.000	1.000
**D	GRANT SCHOOLS PROVIDENT FUND		621	621
**D	SUBSIDIZED SCHOOLS PROVIDENT FUND		15.014	15.014
**D	IQ 500 INTERNATIONAL ETF		2.936	2.936
**D	PB SSGA INTL EQ TAX		2.147	2.147
**D	PRU JENNN EQUITY INC PDT1		676.145	676.145
**D	ALLEN G LOZIER		12.770	12.770
**D	CERVURITE INTERNATIONAL LLC		19.903	19.903
**D	FLORIDA LLC		35.367	35.367
**D	THE CARL VICTOR PAGE MEMORIAL FNDN		12.128	12.128
**D	USMIA GLOBAL EQUITY		1.607	1.607
**D	BOA OMNIBUS PERAMETRIC		3.014	3.014
**D	RAILWAYS PENSION TRUSTEE COMPANY LIMITED		133.961	133.961
**D	BNYMTD DEP OF PG GENERATIONS FUND		42.676	42.676
**D	DRMA LTD		28.349	28.349
**D	CENTRAL PENSION FUND OF THE INT UNION OF OPERATING ENGINEERS AND PARTICIPATING EMPLOYERS		6.566	6.566
**D	WE MFS LTD EAFE GLOBAL		2.123	2.123
**D	WALTON SLG EUROPEAN ALPHA INCOME FUND		5.000	5.000
**D	ALLIANCE BLACKROCK GBL EQUITY		1.353	1.353
**D	VICTOR DUFF AND PHELPS GLOBAL INFRASTRUCTURE FUND		94.545	94.545
**D	CON CITY FD PARAMETRIC		849	849
**D	GLOBAL ATLANTIC BLACKROCK DISCIPLINED INTERNATIONAL CORE PORTFOLIO		2.405	2.405
**D	FIRE AND POLICE PENSION ASSOCIATION OF COLORADO		8.699	8.699
**D	THE BOSTON COMPANY ASSET MANAGEMENT		48.774	48.774
**D	VERSUS CAPITAL REAL ASSETS FUND LLC		291.300	291.300
**D	TEXAS UTILITIES QUAL NDT PARTNERSHIP		858	858
**D	FIDELITY SALEM STREET TRUST FIDELITY SAI INTERNATIONAL INDEX FUND		253.783	253.783
**D	UNION BANK		2.089	2.089
**D	DEUTSCHE XTRK MSCI EAFE HDY HDG ETF		68.692	68.692



Assemblea Ordinaria del 18 aprile 2019

LISTA ESITO DELLE VOTAZIONE

Oggetto: Bilancio di esercizio al 31 dicembre 2018

FAVOREVOLI

Badge	Ragione Sociale	Proprio	Delega	Totale
**D	US BANK TAX EXEMPT OMNI REP NONRECC		725	725
**D	USBK REGIONAL TRANSPORTATION DSPP		738	738
**D	B4305 FRB S LUND RES TR FBO B LUND		420	420
**D	B4306 FRB M LUND REV TR		328	328
**D	U S BANK NATIONAL ASSOCIATION		534	534
**D	2048 APG DME LACM GL		190.372	190.372
**D	SSGA GLOBAL TEMC STRAT POOL		6.525	6.525
**D	PANAGORA RISK PARITY MULTI ASSET MASTER FUND LTD		14.274	14.274
**D	THE BANK OF NEW YORK MELLON EMPLOYEE BENEFIT COLLECTIVE INVESTMENT FUND PLAN		398.213	398.213
**D	CF DV INTERNATIONAL STOCK INDEX FUND		22.983	22.983
**D	PHILADELPHIA GAS WORKS PENSION PLAN		746	746
**D	PSG DIVERSIFIED INFRASTRUCTURE LLC		9.200	9.200
**D	FIRST STATE INVESTMENTS ICVC FIRST STATE GLOBAL LISTED INFRASTRUCTURE FUND		2.869.220	2.869.220
**D	THE COMMONWEALTH FUND		115	115
**D	THE UNIVERSITY COURT OF THE UNIVERSITY OF GLASGOW		2.087	2.087
**D	RELIANCE TRUST INSTITUTIONAL RETIREMENT TRUST		42.500	42.500
**D	AUTO CLUB GROUP		31.014	31.014
**D	BRIDGE BUILDER INTERNATIONAL EQUITY FUND		18.087	18.087
**D	IVY PROSHARES MSCI ACWI INDEX FUND		1.190	1.190
**D	ADVANCED SERIES TRUST -AST ACADEMIC STRATEGIES ASSET ALLOCATION PORTFOLIO		14.607	14.607
**D	MACQUARIE GLOBAL INFRASTRUCTURE TOTAL RETURN FUND INC		926.511	926.511
**D	U S BANK NATIONAL ASSOCIATION		20.365	20.365
**D	BNY MELLON GLOBAL INFRASTRUCTURE INCOME FUND		29.662	29.662
**D	STEWARDSHIP FOUNDATION		278	278
**D	WBW TRUST NUMBER ONE		333	333
**D	1975 IRREV TRUST OF C D WEYERHAEUSER		641	641
**D	CDW 73 IRR PARA GL		212	212
**D	AZL NFJ INTERNATIONAL VALUE FUND		1.608	1.608
**D	NKB SII EUROPE VALUE		9.307	9.307
**D	NKB SII GLOBAL AKTIER MIN RISIKO		75.300	75.300
**D	EMPLOYEES RETIREMENT SYSTEM OF TEXAS		125.000	125.000
**D	DEUTSCHE XTRKS MSCI ALL WORLD HDG		2.300	2.300
**D	BOK MCM DM PEQ		19.496	19.496
**D	AOHIT HAI RHUMBLINE EAFE THE ARCHDIOCESE OF HARTFORD INVESTMENT TRUST		310	310
**D	HRCR RPMT HAP RHUMBLINE EAFE		266	266
**D	PUBLIC EMPLOYEES RETIREMENT SYSTEM OF MISSISSIPPI		73.202	73.202
**D	BNY MELLON GLOBAL FUNDS PLC		45.449	45.449
**D	GAMMA EMIRATES INVESTMENTS LLC		1.082	1.082
**D	NYKREDIT INVEST TAKTISK ALLOKERING		5.637	5.637
**D	WILM MULTI MGR FD JO HAMBRO		121.400	121.400
**D	56053 IP GLOBAL EQUITIES I		30.968	30.968
**D	PS FTSE RAFI EU UCITS ETF BNYMTCIL		623	623
**D	POWERSHARES GLOBAL FUNDS IRELAND PLC		500	500


Assemblea Ordinaria del 18 aprile 2019

LISTA ESITO DELLE VOTAZIONE

Oggetto: Bilancio di esercizio al 31 dicembre 2018

FAVOREVOLI

Badge	Ragione Sociale	Proprio	Delega	Totale
**D	PS FTSE RAFI DEVEL MAR EX US PORT		52.037	52.037
**D	BNYMTCIL GLG EUROPEAN EQ ALTER TRAD		1.968	1.968
**D	PRUDENTIAL INVESTMENT PORTFOLIOS INC PRUDENTIAL BALANCED FUND		1.143	1.143
**D	AST JENNISON GLOBAL INFRASTR PDMN		17.680	17.680
**D	PRU JEN GL INFRASTRUCTURE FUND PDLF		56.765	56.765
**D	AST MORGAN STANLEY MULTI ASSET PDMS		2.158	2.158
**D	GREAT WEST INTERNATIONAL INDEX FUND		39.306	38.306
**D	COMMONWEALTH OF PENNSYLVANIA PUBLIC SCHOOLEMPLOYEES RETIREMENT SYSTEM		104.200	104.200
**D	ALLSTATE LIFE INSURANCE COMPANY		8.512	8.512
**D	PFI INTL EQUITY INDEX FUND		37.630	37.630
**D	BNYMTCIL LAZARD GBL EQTY FRNCHS FND		456.780	456.780
**D	BNYMTCIL LAZARD GBL LI EQUITY FD		5.644.166	5.644.166
**D	BNYTD CF MACQUARIE GBL INFERS SRS FD		69.224	69.224
**D	PFI OVERSEAS FD PMC		19.191	19.191
**D	BNYTD CF CANLIFE GBL INFRA FD		58.286	58.286
**D	CTJ RE STANLIB GLOBAL EQUITY FD AB		2.800	2.800
**D	ALLSTATE INSURANCE CO BLACKROCK		45.015	45.015
**D	NATWEST DEP NEWTON ML AS DIV RET FD		63.002	63.002
**D	IQ 50 PERCENT HEDGED FTSE INTL ETF		13.482	13.482
**D	IQ 50 PERCENT HEDGED FTSE EURO ETF		507	507
**D	DEUTSCHE XTRK MSCI EMU HDG EQ ETF		3.167	3.167
**D	VOYA INTERNATIONAL INDEX PORTFOLIO		62.932	62.932
**D	THE AMERICAN UNIVERSITY IN CAIRO		2.630	2.630
**D	CC COL EAFE Q UN 2		1.400	1.400
**D	CC COL EAFE Q UN 1		1.100	1.100
**D	NMPF COL EAFE NMP Q		2.200	2.200
**D	DAEC NQ SSGA TAX		599	599
**D	DAEC Q SSGA INTL TC		779	779
**D	PS6F STATE STREET INTL EQ		34.504	34.504
**D	SR5F PARAMETRIC DELTA SHIFT		1.232	1.232
**D	SEATTLE CITY EMPLOYEES RETIREMENT SYSTEM		497	497
**D	SEMPRA ENERGY PENSION MASTER TRUST		13.156	13.156
**D	TEACHERS' RETIREMENT SYSTEM OF LOUISIANA		1	1
**D	INVESTERINGSFORENINGEN LAEGERNES INVEST,		432	432
**D	AI 104 LPI AKT EUROPA II		26.720	26.720
**D	BLI AQUILA LIFE EUROPEAN EQUITY		486.731	486.731
**D	AST ACADEM STRAT AAJENNISON PD07		338.917	338.917
**D	BLI AQUILA LIFE GLOBAL MINIMUM		67.339	67.339
**D	BLI AQUILA LIFE MSCI WORLD FUND		78.780	78.780
**D	BLI AQUILA LIFE FTSE RAFI DEVELOPED		48.656	48.656
**D	BET DIV REAL ASSET FUND MACQUARIE		747.392	747.392
**D	DEUTSCHE XTRKS MSCI EURO CCYHDG		45.978	45.978
**D	POWERSHARES PUREBETA FTSE DEVELOPED EX NORTHAMERICA PORTFOLIO		84	84



Assemblea Ordinaria del 18 aprile 2019

LISTA ESITO DELLE VOTAZIONE

Oggetto: Bilancio di esercizio al 31 dicembre 2018

FAVOREVOLI

Badge	Ragione Sociale	Proprio	Delega	Totale
**D	SBSA GEPF BLACKROCK EQUITY		50.074	50.074
**D	KC1F COLONIAL 1ST ST GLI		85.479	85.479
**D	DEUTSCHE XTRKS MSCI EAFE CCYHDG		168.676	168.676
**D	DVHF DIV RSK HI DIV GL EQ		1.128	1.128
**D	EGTF DR NON US EQUITY GT		11.553	11.553
**D	DBX FTSE DEV EX US COMP FACTOR		1.304	1.304
**D	NATWEST DEP NEWTON MA INCOME FD		61.941	61.941
**D	SPARTAN INTL INDEX		938.882	938.882
**D	BELLSOUTH CORP RFA VEBE TRUST		15.262	15.262
**D	CP2F LAZARD INFRASTRUCTURE		99.840	99.840
**D	ECBSEG		20.930	20.930
**D	DREYFUS INDEX FUNDS INC DREYFUS INTERNATIONAL STOCK INDEX FUND		21.775	21.775
**D	FIREFIGHTERS` RETIREMENT SYSTEM		110.461	110.461
**D	MNVF SSGA INTL EQUITY		2.252	2.252
**D	SHELL PENSION TRUST		14.928	14.928
**D	SHELL PENSION TRUST		9.135	9.135
**D	WF AND CO CASH PLN EVERGN INV 1		11.094	11.094
**D	WF AUTO CLUB INSURANCE ASSOCIATION		35.116	35.116
**D	MAN FUNDS PLC		20.000	20.000
**D	THE EUROPEAN CENTRAL BANK		21.023	21.023
**D	VIRTUS TOTAL RETURN FUND INC.		201.030	201.030
**D	BLACKROCK ACWI USIMI		157.290	157.290
**D	UEJF MCM MSCI WORLD FD		6.146	6.146
**D	PUBLIC EMPLOYEE RETIREMENT SYSTEM OF IDAHO		26.015	26.015
**D	STICHTING PENSIOENFONDS UWV		65.341	65.341
**D	STICHTING BEWAAREDER ACHMEA BELEGGINGSPOLS AIM AWW E7AFZ026002		32.371	32.371
**D	NSNF PARA EAFE MONTI		2.544	2.544
**D	NSNF PARA EAFE PI 1		1.975	1.975
**D	NSNF PARA EAFE PI 2		3.375	3.375
**D	VANGUARD INTL HIGH DIV YLD INDEX FD		67.637	67.637
**D	VANGURD GLOBAL MINMUM VOLTLITY FUND		221.896	221.896
**D	PDBF NUVEEN		133.783	133.783
**D	PG AND E CORPORATION RETIREMENT MASTER TRUST		265.406	265.406
**D	PGEF PG E QUALIFIED PANAGORA EAFE		11.077	11.077
**D	PGQF FIRST STATE		28.055	28.055
**D	CZ AANDELEN SSGA		4.546	4.546
**D	CENTRAL STATES SOUTHEAST AND SOUTHWEST AREAS PENSION FUND		142.637	142.637
**D	PRINCIPAL FUNDS INC DIVERSIFIED REAL ASSET FUND		574.292	574.292
**D	AZL INTERNATIONAL INDEX FUND		57.343	57.343
**D	DEUTSCHE XTRK MSCI STH EUR HDG ETF		231	231
**D	COUNTY EMPLOYEES ANNUITY AND BENEFIT FUND OF COOK COUNTY		16.964	16.964
**D	US BK BROOKFIELD GLB LST INF IN FD		336.800	336.800
**D	USBK BROOKFIELD GBL LIS INFRAS FD		278.900	278.900

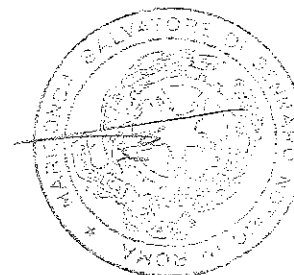
Assemblea Ordinaria del 18 aprile 2019

LISTA ESITO DELLE VOTAZIONE

Oggetto: Bilancio di esercizio al 31 dicembre 2018

FAVOREVOLI

Badge	Ragione Sociale	Proprio	Delega	Totale
**D	USBK BROOKFIELD REAL ASSETS SEC FD		38.300	38.300
**D	USBK AHAI RHUMBLINE ADVISERS		500	500
**D	USBK AMERICAN HEART ASSOCIATION INC		556	556
**D	LAWRENCE LIVERMORE NATIONAL SECURITY LLC AND LOS ALAMOS NATIONAL SECURITY LLC DEFINED BENEFIT BENEFIT PLANGROUP TRUST	7.540		7.540
**D	AP7 EQUITY FUND		524.747	524.747
**D	3M ERIP RAFI EAFE		1.062	1.062
**D	ALASKA PERMANENT FUND CORPORATION		463.443	463.443
**D	ALASKA PERMANENT FUND CORPORATION		10.086	10.086
**D	ALASKA PERMANENT FUND CORPORATION		490.050	490.050
**D	VIRGINIA RETIREMENT SYSTEM		249.535	249.535
**D	MIDDLETOWN WORKS HOURLY AND SALARIED UNION RETIREES HEALTH CARE FUND		1.859	1.859
**D	CPA COP PSERS PSERS ACWI X US INDEX		53.092	53.092
**D	IN8 COP TREAS PWP RHUMBLINE MSCI		2.262	2.262
**D	ENSIGN PEAK OSAM INTL EQUITY		4.150	4.150
**D	LOUISIANA STATE ERS MSCI EXUS INDEX		1	1
**D	NV PERS MELLON CAPITAL INDEX		144.377	144.377
**D	NV PERS SSGA EAFE INDEX PUBLIC EMPLOYEES RETIREMENT SYSTEM OF NEVADA		111.702	111.702
**D	NV RBIF ALLNCEBRNSTN INTL EQ		3.479	3.479
**D	TEA BLACKROCK INC INTL		123.788	123.788
**D	AST GS MULTI ASSET PORT LIQ PDHB		5.709	5.709
**D	POOL RE L AND G MSCI EQ		8.457	8.457
**D	BLACKROCK LIFE LIMITED		22.787	22.787
**D	BIL AQUIL LIFGLO3000 FMEN WHT INDED		19.232	19.232
**D	PENN SERIES DEV INTL INDEX FUND		3.881	3.881
**D	LEGG MASON GLOBAL FUNDS PLCLEGG MASON RARE INFRASTRUCTURE VALUE FUND		695.326	695.326
**D	BNYMTD BLK CONT EUR EQ TRCK FD INV		352.670	352.670
**D	FLORIDA RETIREMENT SYSTEM		21.572	21.572
**D	BLACKROCK WORLD EX FLORIDA RET SYS		112.595	112.595
**D	BROOKFIELD REAL ASSETS INCOME FUND INC		115.400	115.400
**D	PENSION RESERVES INVESTMENT TRUST FUND		131.985	131.985
**D	BELL ATLANTIC MASTER TRUST		46.068	46.068
**D	NOVA INTERNATIONAL CORE FUND		3.456	3.456
**D	DUNE ENERGY QUALIFIED NUCLEAR DECOMMISSIONING		3.463	3.463
**D	OPPENHEIMER INTERNATIONAL REVENUE ETF		373	373
**D	AUTO CLUB INSURANCE ASSOCIATION		96.481	96.481
**D	INDIANA PUBLIC RETIREMENT SYSTEM		27.878	27.878
**D	KENTUCKY RETIREMENT SYSTEMS		14.982	14.982
**D	KENTUCKY RETIREMENT SYSTEMS INSURANCE TRUST FUND		6.127	6.127
**D	PUBLIC EMPLOYEES RETIREMENT ASSOCIATION OF NEW MEXICO		27.025	27.025
**D	BOARD OF PENSIONS OF THE EVANGELICAL LUTHERAN CHURCH IN AMERICA		12.531	12.531
**D	THE STATE OF CONNECTICUT ACTING THROUGH ITS TREASURER		69.128	69.128
**D	SOUTH CAROLINA RETIREMENT SYSTEMS GROUP TRUST		7.634	7.634



Assemblea Ordinaria del 18 aprile 2019

LISTA ESITO DELLE VOTAZIONE

Oggetto: Bilancio di esercizio al 31 dicembre 2018

FAVOREVOLI

Badge	Ragione Sociale	Proprio	Delega	Totale
**D	SOUTH CAROLINA RETIREMENT SYSTEMS GROUP TRUST	64.134	64.134	64.134
**D	TENNESSEE VALLEY AUTHORITY RETIREMENT SYSTEM	13.673	13.673	13.673
**D	UPS GROUP TRUST	57.993	57.993	57.993
**D	INTERNATIONAL BANK FOR RECONSTRUCTION AND DEVELOPMENT	2.505	2.505	2.505
**D	PRUDENTIAL INVESTMENT PORTFOLIO 2 PRUDENTIAL QMA INTL DEVELOPED MRKTS INDEX FUND	1.463	1.463	1.463
**D	ENERGY INSURANCE MUTUAL LIMITED	3.239	3.239	3.239
**D	METROPOLITAN LIFE INSURANCE COMPANY	22.873	22.873	22.873
**D	CENTRAL STATES SOUTHEAST AND SOUTHWEST AREAS PENSION FUND	11.584	11.584	11.584
**D	BNY MELLON GLOBAL FUNDS PLC	7.529	7.529	7.529
**D	IOWA PUBLIC EMPLOYEES' RETIREMENT SYSTEM	4.238	4.238	4.238
**D	FGT FRK GLOBAL LSTD INFRASTRUCT FD	96.410	96.410	96.410
**D	OPPENHEIMER INTERNATIONAL ULTRA DIVIDEND REVENUE ETF	184	184	184
**D	SANTA BARBARA COUNTY EMPLOYEES RETIREMENT SYSTEM	10.141	10.141	10.141
**D	SEI GLOBAL MASTER FUND PLC	9.075	9.075	9.075
**D	ALLIANCEBERNSTEIN FUND DYNAMIC	2.482	2.482	2.482
**D	NUVEEN GLOBAL INVESTORS FUND	56.545	56.545	56.545
**D	TRUST AND CUSTODY SERVICES	158.244	158.244	158.244
**D	KOKUSAI EQUITY INDEX FUND	10.101	10.101	10.101
**D	CONSULTING GROUP CAPITAL MARKE	14.125	14.125	14.125
**D	CNS GLOBAL LIST INFRASTRUCTURE	73.295	73.295	73.295
**D	WELLS FARGO LUX WORLDWIDE	14.330	14.330	14.330
**D	TOUCHSTONE FUNDS GROUP	9.938	9.938	9.938
**D	TRUST AND CUSTODY SERVICES BAN	98.092	98.092	98.092
**D	SHINKO GLOBAL INFRASTRUCTURE	24.922	24.922	24.922
**D	SG ACTIONS EUROPE MULTIGESTION	2.290	2.290	2.290
**D	ETOLIE SECTORIELLE EUROPE	1.799	1.799	1.799
**D	ANTARIUS ROTATION SECTORIELLE	863	863	863
**D	MAAF ASSURANCE SA	213.864	213.864	213.864
**D	PROTEC BTP	4.704	4.704	4.704
**D	CENTRAL BANK OF IRELAND	842	842	842
**D	TOBAM ANTI-BENCHMARK EURO EQUITY	81.091	81.091	81.091
**D	AMUNDI INDEX MSCI EUROPE	73	73	73
**D	AMUNDI INDEX MSCI EMU	207.700	207.700	207.700
**D	AMUNDI INDEX MSCI WORLD	74	74	74
**D	AMUNDI INDEX EQUITY EUROPE LOW	101	101	101
**D	AMUNDI INDEX EQUITY GLOBAL LOW	44	44	44
**D	AMUNDI FUNDS EQUITY EUROPE RISK	5.611	5.611	5.611
**D	AMUNDI FUNDS EQUITY EURO RISK	139	139	139
**D	LA SAUVEGARDE (A) EUROPE	10.680	10.680	10.680
**D	GMF-VIE CANTON D (A) EUROPE	729.845	729.845	729.845
**D	GMF ASSURANCES (A) EUROPE	201.268	201.268	201.268
**D	MMA IARD SA (A) EUROPE	262.777	262.777	262.777
**D	FIDELIA ASSISTANCE	3.518	3.518	3.518


Assemblea Ordinaria del 18 aprile 2019

LISTA ESITO DELLE VOTAZIONE

Oggetto: Bilancio di esercizio al 31 dicembre 2018

FAVOREVOLI

Badge	Ragione Sociale	Proprio	Delega	Totale
**D	ASSISTANCE PROTECTION JURIDIQUE (A)		25.384	25.384
**D	MAAF VIE ACTIF GENERAL		278.826	278.826
**D	ABP IARD		12.596	12.596
**D	MAAF VIE WINNEO PERP		2.108	2.108
**D	MAAF SANTE		10.115	10.115
**D	TONI ACTIONS 100		39.891	39.891
**D	VIVACCIO ACTIONS		135.224	135.224
**D	LBPAM ACTIONS 80		52.899	52.899
**D	LBPAM ACTIONS EUROPE MONDE		31.686	31.686
**D	ERISA ACTIONS EUROPE N2		22.176	22.176
**D	LBPAM STRATEGIE PEA 2		83.827	83.827
**D	LBPAM STRATEGIE PEA 1		59.341	59.341
**D	ROPS EURO P		124.235	124.235
**D	ICARE		14.299	14.299
**D	AMUNDI HORIZON		12.818	12.818
**D	PORTFOLIO LCR ACTIONS		3.726	3.726
**D	ROPS-SMART INDEX EURO		52.916	52.916
**D	IBM FRANCE		3.000	3.000
**D	FCP CARPIMKO EUROPE		13.199	13.199
**D	SEYOND ACTIONS EUROPEENNES		53.672	53.672
**D	SEYOND EQUITY FACTOR INVESTING		3.414	3.414
**D	AMUNDI ACTIONS EURO ISR		671	671
**D	ASSURDIX		35	35
**D	ATOUT EUROPE SMART BETA		91	91
**D	AMUNDI ETF FTSE ITALIA PIR UCITS		12.712	12.712
**D	AHL INSTITUTIONAL SERIES 3 LTD		7.407	7.407
**D	MAN AHL DIVERSIFIED MARKETS EU BEUR- WORLD TRADE CENTER		248	248
**D	MAN FUNDS VIII ICAV-MAN AHL DIVERSIFIED.		2.448	2.448
**D	GLG EUROPEAN LONG-SHORT MASTER FUND LTD MAPLES CORPORATE SERVICES LIMITED		399	399
**D	ELECTRON CAPITAL PARTNERS LLC ELECTRON GLOBAL MSTR FD LP		1.377.520	1.377.520
**D	ELECTRON CAPITAL PARTNERS LLC AGR TRADING SPC		19.577	19.577
**D	CASTLE HOOK MASTER FUND LTD C/O CASTLE HOOK PARTNERS LP		78.646	78.646
**D	MAKURIA LUXEMBOURG II SARL CO MAKURIA INVESTMENT MANAGEMENT (UK) LLP		1.439.414	1.439.414
**D	QUANTUM PARTNERS LP CO SOROS FUND MANAGEMENT LLC ACTING AS FUND MANAGER		449.340	449.340
**D	GOVERNMENT OF NORWAY		10.111.280	10.111.280
**D	NORDES BANK		147.680	147.680
**D	ENERGY SUPER		73.399	73.399
**D	MLC INVESTMENTS, MLC LIMITED		28.303	28.303
**D	NYA MANAGEMENT LLP		858.334	858.334
**D	UBS (LUX) STRATEGY SICAV SAP DEFENSIVE (USD)		415	415
**D	UBS (LUX) STRATEGY SICAV SAP DYNAMIC (USD)		851	851
**D	UBS FUND MANAGEMENT (LUXEMBOURG) SA		4.854	4.854
**D	UBS FUND MANAGEMENT (LUXEMBOURG) SA		8.211	8.211



Assemblea Ordinaria del 18 aprile 2019

LISTA ESITO DELLE VOTAZIONE

Oggetto: Bilancio di esercizio al 31 dicembre 2018

FAVOREVOLI

Badge	Ragione Sociale	Proprio	Delega	Totale
**D	UBS FUND MANAGEMENT (LUXEMBOURG) SA		689	689
**D	UBS FUND MANAGEMENT (LUXEMBOURG) SA		255	255
**D	UBS FUND MANAGEMENT (LUXEMBOURG) SA		165	165
**D	UBS FUND MANAGEMENT (LUXEMBOURG) SA		773	773
**D	UBS FUND MANAGEMENT (LUXEMBOURG) SA		1.218	1.218
**D	UBS FUND MANAGEMENT (LUXEMBOURG) SA		131	131
**D	UBS FUND MANAGEMENT (LUXEMBOURG) SA		1.134	1.134
**D	UBS FUND MANAGEMENT (LUXEMBOURG) SA		1.073	1.073
**D	UBS FUND MANAGEMENT (LUXEMBOURG) SA		916	916
**D	UBS FUND MANAGEMENT (LUXEMBOURG) SA		240	240
**D	UBS FUND MANAGEMENT (LUXEMBOURG) SA		771	771
**D	UBS FUND MANAGEMENT (LUXEMBOURG) SA		379	379
**D	UBS FUND MANAGEMENT (LUXEMBOURG) SA		1.751	1.751
**D	UBS FUND MANAGEMENT (LUXEMBOURG) SA		1.774	1.774
**D	UBS FUND MANAGEMENT (LUXEMBOURG) SA		2.480	2.480
**D	UBS FUND MANAGEMENT (LUXEMBOURG) SA		1.471	1.471
**D	UBS FUND MANAGEMENT (SWITZERLAND) AG.		137.920	137.920
**D	UBS FUND MANAGEMENT (SWITZERLAND) AG.		100	100
**D	UBS FUND MANAGEMENT (SWITZERLAND) AG.		73	73
**D	UBS FUND MANAGEMENT (SWITZERLAND) AG.		387	387
**D	UBS FUND MANAGEMENT (SWITZERLAND) AG.		536	536
**D	UBS FUND MANAGEMENT (SWITZERLAND) AG.		116	116
**D	UBS FUND MANAGEMENT (SWITZERLAND) AG.		148	148
**D	UBS FUND MANAGEMENT (SWITZERLAND) AG.		258.452	258.452
**D	UBS FUND MGT (CH) AG CH0467/UBSCHIF2-EQ GLOB		3.628	3.628
**D	VICTORIAN SUPERANNUATION FUND		279.284	279.284
**D	361 GLOBAL LONG/SHORT EQUITY FUNDAT		37.758	37.758
**D	A AND Q METRIC SPC- BLACK DIAMOND ARBITRAGE SP		57.939	57.939
**D	ABERDEEN INVESTMENT FUNDS UK ICVC II - ABERDEEN WORLD EQUITY ENHANCED INDEX FUND		18.529	18.529
**D	ABERDEEN INVESTMENT FUNDS UK ICVC II - ABERDEEN EUROPEAN EQUITY ENHANCED INDEX FUND		82.179	82.179
**D	AEGON CUSTODY B.V		85.691	85.691
**D	AEGON CUSTODY B.V		13.616	13.616
**D	AHL ALPHA MASTER LIMITED C/O CITCO TRUSTEES (CAYMAN) LIMITED		7.794	7.794
**D	AHL DIRECTIONAL EQUITIES MASTER LIMITED		4.538	4.538
**D	AHL EVOLUTION LTD SHARMAINE BERKELEY ARGONAUT LTD		168.961	168.961
**D	ANALYTIC GLOBAL LONG/SHORT EQUITY FUND II LP		7.781	7.781
**D	ATLAS QUANTITATIVE TRADING FUND LTD		30.369	30.369
**D	BERESFORD FUNDS PLC		65.708	65.708
**D	BLACK DIAMOND ARBITRAGE OFFSHORE LTD UBS (CAYMAN ISLANDS) LTD		21.604	21.604
**D	BLACK DIAMOND OFFSHORE LTD		8.888	8.888
**D	BLACK DIAMOND OFFSHORE LTD. C.O. UBS (CAYMAN ISLANDS) LTD		11.065	11.065
**D	BLACK DIAMOND RELATIVE VALUE		4.821	4.821
**D	BLACK DIAMOND RELATIVE VALUE CAYMAN LP		2.371	2.371

Pagina 20

Azionisti:	1.398	Teste:	24
Azionisti in proprio:	16	Azionisti in delega:	1.382


Assemblea Ordinaria del 18 aprile 2019

LISTA ESITO DELLE VOTAZIONE

Oggetto: Bilancio di esercizio al 31 dicembre 2018

FAVOREVOLI

Badge	Ragione Sociale	Proprio	Delega	Totale
**D	BLACK DIAMOND RELATIVE VALUE OFFSHORE LTD.	4.997	4.997	4.997
**D	CBOSC ATF CW BK GRP SUP WGSS08	19.071	19.071	19.071
**D	CFSIL - COLONIAL FIRST STATE GLOBAL ASSET MANAGEMENT MULTI SECTOR TRUST 1	288	288	288
**D	CFSIL RE COLONIAL FIRST STATE INVESTMENT FUND 10	7.277	7.277	7.277
**D	CITITRUST LIMITED AS TRUSTEE OF BLACKROCK PREMIER FUNDS-BLACKROCK WORLD EQUITY INDEX FUND	2.774	2.774	2.774
**D	COLONIAL FIRST STATE INVESTMENTS LIMITED.	2.431	2.431	2.431
**D	COLONIAL FIRST STATE INVESTMENTS LIMITED.	879.091	879.091	879.091
**D	COLONIAL FIRST STATE INVESTMENTS LIMITED.	44.646	44.646	44.646
**D	COLONIAL FIRST STATE INVESTMENTS LIMITED.	10.827	10.827	10.827
**D	COLONIAL FIRST STATE INVESTMENTS LIMITED.	115.457	115.457	115.457
**D	COMMONWEALTH GLOBAL INFRASTRUCTURE SECURITIES FUND 1	356.378	356.378	356.378
**D	DOUBLE BLACK DIAMOND OFFSHORE LTD.	53.815	53.815	53.815
**D	DOUBLE BLACK DIAMOND OFFSHORE LTD. UBS (CAYMAN ISLANDS) LTD.	40.119	40.119	40.119
**D	GOTHAM CAPITAL V LLC	285	285	285
**D	GOVERNMENT OF SINGAPORE	1.471.088	1.471.088	1.471.088
**D	HOSTPLUS POOLED SUPERANNUATION TRUST	9.208	9.208	9.208
**D	INTERNATIONAL EQUITIES FUND	4.659	4.659	4.659
**D	IRISH LIFE ASSURANCE.	4.042	4.042	4.042
**D	IRISH LIFE ASSURANCE.	205.892	205.892	205.892
**D	IRISH LIFE ASSURANCE PLC	14.382	14.382	14.382
**D	IRISH LIFE ASSURANCE.	6.491	6.491	6.491
**D	IRISH LIFE ASSURANCE.	5.790	5.790	5.790
**D	IRISH LIFE ASSURANCE.	47.755	47.755	47.755
**D	JANUS HENDERSON CAPITAL FUNDS PLC.	153	153	153
**D	JOHN HANCOCK FUNDS II INTERNATIONAL STRATEGIC EQUITY ALLOCATION FUND	25.915	25.915	25.915
**D	JOHN HANCOCK VARIABLE INSURANCE TRUST INTERNATIONAL EQUITY INDEX TRUST	6.344	6.344	6.344
**D	K2 ELECTRON LIQUID GLOBAL MASTER FUND LTD	60.878	60.878	60.878
**D	LATVIJAS BANKA	1.911	1.911	1.911
**D	LEGAL AND GENERAL ASSURANCE PENSIONS MANAGEMENT LIMITED	19.115	19.115	19.115
**D	LEGAL AND GENERAL ASSURANCE PENSIONS MANAGEMENT LIMITED	25.037	25.037	25.037
**D	LEGAL AND GENERAL ASSURANCE PENSIONS MANAGEMENT LIMITED	5.028	5.028	5.028
**D	LEGAL AND GENERAL ASSURANCE PENSIONS MANAGEMENT LIMITED	52.680	52.680	52.680
**D	LEGAL AND GENERAL ASSURANCE PENSIONS MANAGEMENT LIMITED	17.228	17.228	17.228
**D	LEGAL AND GENERAL ASSURANCE PENSIONS MANAGEMENT LIMITED	94.015	94.015	94.015
**D	LEGAL AND GENERAL ASSURANCE PENSIONS MANAGEMENT LIMITED	4.990	4.990	4.990
**D	LEGAL AND GENERAL ASSURANCE PENSIONS MANAGEMENT LIMITED	12.539	12.539	12.539
**D	LEGAL AND GENERAL ASSURANCE PENSIONS MANAGEMENT LIMITED	6.748	6.748	6.748
**D	LEGAL AND GENERAL ASSURANCE PENSIONS MANAGEMENT LIMITED	23.939	23.939	23.939
**D	LEGAL AND GENERAL ASSURANCE PENSIONS MANAGEMENT LIMITED	12.638	12.638	12.638
**D	LEGAL AND GENERAL ASSURANCE PENSIONS MANAGEMENT LIMITED	124.923	124.923	124.923
**D	LEGAL AND GENERAL ASSURANCE PENSIONS MANAGEMENT LIMITED	10.571	10.571	10.571
**D	LEGAL AND GENERAL ASSURANCE PENSIONS MANAGEMENT LIMITED	28.545	28.545	28.545
**D	LEGAL AND GENERAL ASSURANCE PENSIONS MANAGEMENT LIMITED	1.037.608	1.037.608	1.037.608



Assemblea Ordinaria del 18 aprile 2019

LISTA ESITO DELLE VOTAZIONE

Oggetto: Bilancio di esercizio al 31 dicembre 2018

FAVOREVOLI

Badge	Ragione Sociale	Proprio	Delega	Totale
**D	LEGAL AND GENERAL ASSURANCE PENSIONS MANAGEMENT LIMITED		3.118	3.118
**D	LEGAL AND GENERAL ASSURANCE PENSIONS MANAGEMENT LIMITED		8.283	8.283
**D	LEGAL AND GENERAL ASSURANCE PENSIONS MANAGEMENT LIMITED		7.795	7.795
**D	LEGAL AND GENERAL ASSURANCE PENSIONS MANAGEMENT LIMITED		-1.380	1.380
**D	LEGAL AND GENERAL ASSURANCE PENSIONS MANAGEMENT LIMITED		484.370	484.370
**D	LEGAL AND GENERAL ASSURANCE PENSIONS MANAGEMENT LIMITED		1.257	1.257
**D	LEGAL AND GENERAL ASSURANCE PENSIONS MANAGEMENT LIMITED		1.652	1.652
**D	LEGAL AND GENERAL ASSURANCE PENSIONS MANAGEMENT LIMITED		17.936	17.936
**D	LEGAL AND GENERAL ASSURANCE PENSIONS MANAGEMENT LIMITED		65.764	65.764
**D	LEGAL AND GENERAL ASSURANCE PENSIONS MANAGEMENT LIMITED		115.320	115.320
**D	LEGAL AND GENERAL ASSURANCE SOCIETY LIMITED		3.964	3.964
**D	LEGAL AND GENERAL COLLECTIVE INVESTMENT TRUST		74.153	74.153
**D	LEGAL AND GENERAL INVESTMENT MANAGEMENT		328	328
**D	MACQUARIE INVESTMENT MANAGEMENT LIMITED		709.456	709.456
**D	MACQUARIE MULTI FACTOR FUND		5.101	5.101
**D	MACQUARIE TRUE INDEX GLOBAL INFRASECURITIES FUND		426.671	426.671
**D	MEDICAL ASSURANCE SOCIETY NEW ZEALAND LIMITED		4.621	4.621
**D	MONETARY AUTHORITY OF SINGAPORE		77.733	77.733
**D	NATIONAL COUNCIL FOR SOCIAL SECURITY FUND.		2.510	2.510
**D	NEWBURG NOMINEES LIMITED INVESTORS WHOLESALE GLOBAL EQUITY (INDEX) TRUST		22.312	22.312
**D	PINEBRIDGE FUND SERIES PINEBRIDGE EUROPE EQUITY FUND		83.764	83.764
**D	SDA INTL EQUITY INDEX FD-WORLD		16.503	16.503
**D	SOCIALLY RESPONSIBLE DEVELOPED MARKETS FUNDAMENTAL INDEX CTF		562	562
**D	STICHTING ALGEMEEN PENSIOENFONDS		16.898	16.898
**D	STICHTING PENSIOENFONDS METAAL		360.655	360.655
**D	STICHTING PGGM DEPOSITARY		437.869	437.869
**D	THE NOMURA TRUST AND BANKING CO LTD		14.220	14.220
**D	THE NOMURA TRUST AND BANKING CO LTD		1.348	1.348
**D	THREE BRIDGES EUROPE MASTER FUND LTD.		2.521	2.521
**D	TUDOR SYSTEMATIC TACTICAL TRADING LTD - SERGEY C/O TUDOR INVESTMENT CORPORATION		3.379	3.379
**D	VICTORY MARKET NEUTRAL INCOMEFUND		5.736	5.736
**D	VICTORYSHARES DEVELOPED ENHANCED VOLATILITY WTD INDEX ETF		12.158	12.158
**D	VICTORYSHARES INTERNATIONAL HIGHDIV VOLATILITY WTD INDEX ETF		17.215	17.215
**D	VICTORYSHARES INTERNATIONAL VOLATILITY WTD INDEX ETF		3.867	3.867
**D	ZURICH LIFE ASSURANCE PLC		82.583	82.583
**D	ABERDEEN INVESTMENT FUNDS UK ICVC II - ABERDEEN EUROPEAN EQUITY TRACKER FUND		1.076	1.076
**D	CBOSC-CBGS-WGSS07		3.565	3.565
**D	AEGON CUSTODY B.V.		70.452	70.452
**D	BEAUMONT HEALTH MASTER RETIREMENT TRUST		2.643	2.643
**D	KAISER PERMANENTE GROUP TRUST		1.178.994	1.178.994
**D	ARKWRIGHT, LLC		702	702
**D	KAISER FOUNDATION HOSPITALS		890.308	890.308
**D	BRUNEI INVESTMENT AGENCY		17.739	17.739

Pagina 22

Azionisti:	1.398	Teste:	24
Azionisti in proprio:	16	Azionisti in delega:	1.382

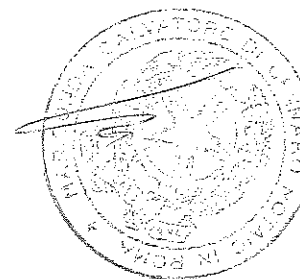
Assemblea Ordinaria del 18 aprile 2019

LISTA ESITO DELLE VOTAZIONE

Oggetto: Bilancio di esercizio al 31 dicembre 2018

FAVOREVOLI

Badge	Ragione Sociale	Proprio	Delega	Totale
**D	BARINGS ACTIVE PASSIVE EQUITY DIRECT EAFE LLC		152	152
**D	INTERNATIONAL MONETARY FUND		11.636	11.636
**D	INTERNATIONAL MONETARY FUND		11.451	11.451
**D	LAUDUS INTERNATIONAL MARKETMASTERS FUND		3.210	3.210
**D	SCHWAB INTERNATIONAL EQUITY ETF		551.880	551.880
**D	SCHWAB FUNDAMENTAL INTERNATIONAL LARGE COMPANY INDEX ETF		133.757	133.757
**D	DUPONT PENSION TRUST		76.810	76.810
**D	JOHN HANCOCK VAR INS TRUST STRATEGIC EQUITY ALLOCATION TRUST		101.748	101.748
**D	JOHN HANCOCK FUNDS II STRATEGIC EQUITY ALLOCATION FUND		46.751	46.751
**D	LAZARD GLOBAL LISTED INFRASTRUCTURE PORTFOLIO	20.216.429		20.216.429
**D	LAZARD REAL ASSETS AND PRICING OPPORTUNITIES PORTFOLIO		6.689	6.689
**D	LAZARD EQUITY FRANCHISE PORTFOLIO		17.742	17.742
**D	LAZARD ESC GLOBAL LISTED INFRASTRUCTURE PORTFOLIO		26.924	26.924
**D	ALLIANZ GLOBAL INVESTORS GMBH FOR DBI-FONDS SFT 4		6.940	6.940
**D	COHEN + STEERS INFRASTRUCTURE FUND, INC.	844.646		844.646
**D	MANNING AND NAPIER		885	885
**D	GOLDMAN SACHS TRUST II-GOLDMAN SACHS M-M REAL ASSETS STRAT FD		70.111	70.111
**D	GOLDMAN SACHS TRUST - GOLDMAN SACHS GLOBAL INFRASTRUCTURE FUND		92.896	92.896
**D	ALLIANCEBERNSTEIN GLOBAL RISK ALLOCATION FUND INC		613	613
**D	ALLIANCEBERNST VAR PROD SER F INC.ALLIANCEB DYN ASSET ALL PTF		176	176
**D	JOHN HANCOCK LIFE AND HEALTH INSURANCE COMPANY		26.295	26.295
**D	THE MASTER TRUST BK OF JP LTD: HITACHI FOREIGN EQ INDEX MF		10.334	10.334
**D	SPDR MSCI WORLD QUALITY MIX FUND		314	314
**D	RUSSELL TRUST CO COMMINGLED EMPLOYEE BENEFIT FUNDS TRUST	507.606		507.606
**D	IBM RETIREMENT PLAN		3.150	3.150
**D	THORNBURG INTERNATIONAL VALUE FUND	1.454.856		1.454.856
**D	THORNBURG INVESTMENT INCOME BUILDER FUND	12.216.878		12.216.878
**D	THORNBURG GLOBAL OPPORTUNITIES FUND	2.794.911		2.794.911
**D	AMERICAN BUREAU OF SHIPPING		468	468
**D	THE MAS TR BK OF JAPAN,LTD.ATF GL BL RK CON FD K(FOR QII ONLY)	3.529		3.529
**D	JP TR SERV BK LTD ATF MATB MSCI KOKUSAI INDEX MOTHER F	2.714		2.714
**D	PEAVES UTILITY INCOME FUND	80.000		80.000
**D	ALDRINE GLOBAL INFRASTRUCTURE FUND	57.800		57.800
**D	ANTIMA FUNDS PLC	283.027		283.027
**D	ARCHITAS MULTI-MANAGER GLOBAL FUNDS UNIT TRUST	24.175		24.175
**D	STATE OF ALASKA RETIREMENT AND BENEFITS PLANS	111.100		111.100
**D	STATE OF ALASKA RETIREMENT AND BENEFITS PLANS	264.604		264.604
**D	LIMITED TECHNOLOGIES CORPORATION EMPLOYEE SAVINGS PLAN	38.691		38.691
**D	BEAR CREEK INC.	400		400
**D	THE WALT DISNEY COMPANY RETIREMENT PLAN MASTER TRUST	7.842		7.842
**D	BROOKFIELD REAL ASSETS HYBRID MASTER FUND L.P	17.100		17.100
**D	BMO MSCI EAFE INDEX ETF	62.113		62.113
**D	MET INVESTOR SERIES TRUST-ALLIANC GLOBAL DYNAMIC ALL PTF	41.894		41.894



Assemblea Ordinaria del 18 aprile 2019

LISTA ESITO DELLE VOTAZIONE

Oggetto: Bilancio di esercizio al 31 dicembre 2018

FAVOREVOLI

Badge	Ragione Sociale	Proprio	Delega	Totale
**D	PACE ALTERNATIVE STRATEGIES INVESTMENTS	6.472	6.472	6.472
**D	UBS (US) GROUP TRUST	23.474	23.474	23.474
**D	UAW RETIREE MEDICAL BENEFITS TRUST	79.214	79.214	79.214
**D	CENTRAL PROVIDENT FUND BOARD	2.868	2.868	2.868
**D	CITY UNIVERSITY OF NEW YORK	583	583	583
**D	DESJARDINS GLOBAL INFRASTRUCTURE FUND	321.855	321.855	321.855
**D	CALVERT VP EAFE INTERNATIONAL INDEX PORTFOLIO	4.209	4.209	4.209
**D	CALVERT RESP INX SRS, INC.-CLVRT DVD MRKTS EX-U.S. RSP INX FD	5.745	5.745	5.745
**D	CAISSE DE DEPOT ET PLACEMENT DU QUEBEC	306.998	306.998	306.998
**D	THE REGENTS OF THE UNIVERSITY OF CALIFORNIA	357.632	357.632	357.632
**D	FIDELITY CANADIAN LARGE CAP FUND	121.572	121.572	121.572
**D	FIDELITY GLOBAL ASSET ALLOCATION FUND	47.789	47.789	47.789
**D	FIDELITY INCOME ALLOCATION FUND	8.206	8.206	8.206
**D	FIDELITY MONTHLY INCOME FUND	70.384	70.384	70.384
**D	FIDELITY NORTHSTAR FUND	2.400.000	2.400.000	2.400.000
**D	FIDELITY CONCENTRATED VALUE INVESTMENT TRUST	31.193	31.193	31.193
**D	FIDELITY CAPITAL STRUCTURE CORP.	14.876	14.876	14.876
**D	FEG SELECT, LLC	696	696	696
**D	PARAMETRIC INTERNATIONAL EQUITY FUND	22.750	22.750	22.750
**D	FUNDO DE SEGURANCA SOC GOV. DA REGIAO ADM. ESPECIAL DE MACAU	12.697	12.697	12.697
**D	FRANKLIN TEMPLETON ETF TRUST - FRANKLIN FTSE EUROPE ETF	4.448	4.448	4.448
**D	FRANKLIN TEMPLETON ETF TRUST - FRANKLIN FTSE ITALY ETF	15.480	15.480	15.480
**D	FRANKLIN FTSE EUROPE EX U.K. INDEX ETF	9.751	9.751	9.751
**D	FRANKLIN TEMPLETON ETF TRUST - FRANKLIN FTSE EUROPE HEDGED ETF	264	264	264
**D	TAX - MANAGED INTERNATIONAL EQUITY PORTFOLIO	4.194	4.194	4.194
**D	PARTNERS GROUP PRIVATE EQUITY DC COLLECTIVE INVESTMENT TR	12.024	12.024	12.024
**D	RUSSELL INVESTMENT COMPANY RUSSELL TAX-MANAGED INTL EQ FUND	16.850	16.850	16.850
**D	RUSSELL INVESTMENT COMPANY RUSSELL GLOBAL INFRASTRUCTURE FUND	810.841	810.841	810.841
**D	RUSSELL INVESTMENT COMPANY RUSSELL MULTI-STRATEGY INCOME FUND	14.633	14.633	14.633
**D	RUSSELL INVESTMENT COMPANY MULTIFACTOR INTERNATIONAL EQUITY F	53.897	53.897	53.897
**D	ROCHE U.S. RETIREMENT PLANS MASTER TRUST	211.604	211.604	211.604
**D	RUSSELL INVESTMENT COMPANY MULTI-ASSET GROWTH STRATEGY FUND	93.168	93.168	93.168
**D	BROOKFIELD GLOBAL REAL ASSET FUND	14.700	14.700	14.700
**D	TRANSAMERICA INTERNATIONAL EQUITY INDEX VP	962	962	962
**D	LAZARD GLOBAL INFRASTRUCTURE FUND	662.996	662.996	662.996
**D	FIRST CHURCH OF CHRIST, SCIENTIST	347	347	347
**D	TANGERINE DIVIDEND PORTFOLIO	6.436	6.436	6.436
**D	TANGERINE BALANCED INCOME PORTFOLIO	1.107	1.107	1.107
**D	TANGERINE BALANCED PORTFOLIO	7.475	7.475	7.475
**D	TANGERINE BALANCED GROWTH PORTFOLIO	6.454	6.454	6.454
**D	TANGERINE EQUITY GROWTH PORTFOLIO	7.930	7.930	7.930
**D	LAZARD GLOBAL LISTED INFRASTRUCTURE (CANADA) FUND	1.637.187	1.637.187	1.637.187
**D	LAZARD GLOBAL EQUITY FRANCHISE (CANADA) FUND	217.471	217.471	217.471

Pagina 24

Azionisti:	1.398	Teste:	24
Azionisti in proprio:	16	Azionisti in delega:	1.382

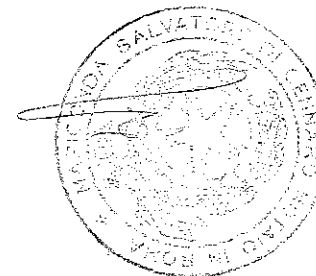
Assemblea Ordinaria del 18 aprile 2019

LISTA ESITO DELLE VOTAZIONE

Oggetto: Bilancio di esercizio al 31 dicembre 2018

FAVOREVOLI

Badge	Ragione Sociale	Proprio	Delega	Totale
**D	MM MSCI EAFE INTERNATIONAL INDEX FUND		7.890	7.890
**D	JANUS CAPITAL MANAGEMENT LLC		3	3
**D	JNL/MELLON CAPITAL MSCI WORLD INDEX FUND		4.241	4.241
**D	INTECH GLOBAL ALL COUNTRY ENHANCED INDEX FUND LLC		467	467
**D	SUNAMERICA EQUITY FUNDS SUNAMERICA INTERNATIONAL DIV ST FUND		59.726	59.726
**D	SUNAMERICA SPECIALTY SERIES AIG INCOME EXPLORER FUND		8.799	8.799
**D	SEASONS SERIES TRUST SA MULTI-MANAGED INT EQUITY PTF		5.090	5.090
**D	SUNAMERICA SERIES TRUST - SA INTERNATIONAL INDEX PORTFOLIO		14.400	14.400
**D	OPENWORLD PUBLIC LIMITED COMPANY		638.571	638.571
**D	STATE STREET GLOBAL EQUITY EX-US INDEX PORTFOLIO		51.853	51.853
**D	STATE STREET INTERNATIONAL DEVELOPED EQUITY INDEX PORTFOLIO		111.340	111.340
**D	DEUTSCHE EAFE EQUITY INDEX FUND		1.598	1.598
**D	INVESCO GLOBAL INFRASTRUCTURE FUND		19.698	19.698
**D	KP INTERNATIONAL EQUITY FUND		11.313	11.313
**D	CAYMAN ISLANDS CHAMBER OF COMMERCE PENSION FUND		4.098	4.098
**D	RHUMBLINE INTERNATIONAL POOLED INDEX TRUST		6.840	6.840
**D	LVIP SSGA INTERNATIONAL INDEX FUND		91.532	91.532
**D	SPDR MSCI ACWI IMI ETF		1.699	1.699
**D	SPDR MSCI EAFE FOSSIL FUEL RESERVES FREE ETF		2.842	2.842
**D	SPDR MSCI WORLD STRATEGICFACTORS ETF		94	94
**D	SPDR MSCI ACWI LOW CARBON TARGET ETF		1.948	1.948
**D	LAZARD GLOBAL INVESTMENT FUNDS PUBLIC LIMITED COMPANY		4.823	4.823
**D	ALLIANCEBERNSTEIN INTERNATIONAL ALL-COUNTRY PASSIVE SERIES		2.309	2.309
**D	MARYLAND STATE RETIREMENT & PENSION SYSTEM		11.153	11.153
**D	RUSSELL INV MULTI-ASSET FACTOR EXPOSURE FUND		19.839	19.839
**D	THE PRUDENTIAL INSURANCE COMPANY OF AMERICA		40.957	40.957
**D	MDPIM INTERNATIONAL EQUITY INDEX POOL		3.799	3.799
**D	MERCER QIF CCF		53.442	53.442
**D	MORGAN STANLEY INST FUND INC. GLOBAL INFRASTRUCTURE PORTFOLIO		152.772	152.772
**D	MORGAN STANLEY INSTITUTIONAL FUND INC MULTI- ASSET PORTFOLIO		7.293	7.293
**D	GTAA PANTHER FUND L.P		202.882	202.882
**D	MGI FUNDS PLC		368.114	368.114
**D	MERCER QIF CCF		19.131	19.131
**D	MORGAN STANLEY INSTITUTIONAL FUND, INC.- REAL ASSETS PORTFOLIO		964	964
**D	MORGAN STANLEY INSTITUTIONAL FUND TR- GL MULTI-ASSET INC PTF		1.925	1.925
**D	BRITNHOUSE FUNDS TRUST I - PANAGORA GLOBAL DIV RISK PORTFOLIO		929	929
**D	INVEEN REAL ASSET INCOME FUND		127.969	127.969
**D	INVEEN REAL ASSET INCOME AND GROWTH FUND		50.256	50.256
**D	RUSSELL INVESTMENT COMPANY PLC		9.049	9.049
**D	HARTFORD LIFE INSURANCE COMPANY		3.651	3.651
**D	NORTHROP GRUMMAN CORPORATION VEBA MASTER TRUST I		604	604
**D	TEXAS MUNICIPAL RETIREMENT SYSTEM		60.216	60.216
**D	NBI CANADIAN FAMILY BUSINESS ETF		19.825	19.825



Assemblea Ordinaria del 18 aprile 2019

LISTA ESITO DELLE VOTAZIONE

Oggetto: Bilancio di esercizio al 31 dicembre 2018

FAVOREVOLI

Badge	Ragione Sociale	Proprio	Delega	Totale
**D	STATE OF NEW JERSEY COMMON PENSION FUND D		305.527	305.527
**D	PIMCO EQUITY SERIES:PIMCO RAFI DYNAMIC MULTI-FACTOR INT EQ ETF		755	755
**D	FIDELITY COVINGTON TRUST: FIDELITY TARGETED INT FACTOR ETF		1.320	1.320
**D	FIDELITY COVINGTON TRUST - FIDELITY INTERNATIONAL HIGH DID ETF		6.535	6.535
**D	FIDELITY INTERNATIONAL HIGH DIVIDEND INDEX ETF		11.438	11.438
**D	FIDELITY INTERNATIONAL LOW VOLATILITY INDEX ETF		807	807
**D	PIMCO FUNDS GLOBAL INVESTORS SERIES PLC		239	239
**D	PIMCO RAE FUNDAMENTAL INTERNATIONAL FUND LLC		6.674	6.674
**D	PRINCIPAL EXCHANGE-TRADED FDS-PRINC INT MULTI-FACTOR INDEX ETF		937	937
**D	PRINCIPAL DIVERSIFIED REAL ASSET CIT		252.032	252.032
**D	PRINCIPAL DIVERSIFIED REAL ASSET CIT		184.537	184.537
**D	PFM MULTI-MANAGER SERIES TRUST - PFM MULTI-MANAGER INT EQ FD		3.697	3.697
**D	INTEL CORPORATION RETIREE MEDICAL PLAN TRUST		8.065	8.065
**D	ALASKA COMMON TRUST FUND		16.336	16.336
**D	RUSSELL INVESTMENTS GLOBAL INFRASTRUCTURE POOL		1.636.707	1.636.707
**D	RUSSELL INVESTMENTS OVERSEAS EQUITY POOL		2.763	2.763
**D	RUSSELL INVESTMENTS MULTI-FACTOR INTERNATIONAL EQUITY POOL		4.036	4.036
**D	RUSSELL INSTITUTIONAL FUNDS,LLC-RUSSELL INTL EQUITY FUND		2.209	2.209
**D	RUSSELL INSTL FUNDS,LLC-RUSSELL GLOB LISTED INFRA FUND		280.278	280.278
**D	RUSSELL INVESTMENTS OVERSEAS EQUITY FUND		1.695	1.695
**D	GOV OF HM THE SULTAN AND YANG DI-PERTUAN OF BRUNEI DARUSSALAM		19.724	19.724
**D	BANK OF KOREA		47	47
**D	BANK OF KOREA		462	462
**D	SCOTIA PRIVATE GLOBAL INFRASTRUCTURE POOL		339.701	339.701
**D	SSGA MSCI ACWI EX-USA INDEX NON-LENDING DAILY TRUST		12.613	12.613
**D	STATE STREET IRELAND UNIT TRUST		62.745	62.745
**D	GTAAN - SL LP		41.122	41.122
**D	THE WORKERS' COMPENSATION BOARD		1.011.739	1.011.739
**D	SSGA SPDR ETFs EUROPE I PUBLIC LIMITED COMPANY		64.769	64.769
**D	SSGA SPDR ETFs EUROPE II PUBLIC LIMITED COMPANY		83.223	83.223
**D	CALIFORNIA PUBLIC EMPLOYEES RETIREMENT SYSTEM		796.359	796.359
**D	ROMAN CATHOLIC BISHOP OF SPRINGFIELD A CORPORATION SOLE		258	258
**D	DELTASHARES S+P INTERNATIONAL MANAGED RISK ETF		6.289	6.289
**D	TEACHER RETIREMENT SYSTEM OF TEXAS		360.811	360.811
**D	CALIFORNIA STATE TEACHERS RETIREMENT SYSTEM		593.313	593.313
**D	TJ-NONQUALIFIED, LLC		60.260	60.260
**D	TJ-QUALIFIED, LLC		45.316	45.316
**D	PINEBRIDGE GLOBAL FUNDS		17.425	17.425
**D	UBS (IRL) ETF PLC		2.144	2.144
**D	VANGUARD FTSE DEVELOPED EUROPE ALL CAP INDEX ETF		8.876	8.876
**D	VANGUARD FTSE DEVELOPED ALL CAP EX NORTH AMERICA INDEX ETF		19.704	19.704
**D	VANGUARD DEVEL ALL-CAP EX NORTH AMERICA EQT IND POOLED FUND		1.583	1.583
**D	VANGUARD GLOBAL MINIMUM VOLATILITY ETF		1.128	1.128

Assemblea Ordinaria del 18 aprile 2019

LISTA ESITO DELLE VOTAZIONE

Oggetto: Bilancio di esercizio al 31 dicembre 2018

FAVOREVOLI

Badge	Ragione Sociale	Proprio	Delega	Totale
**D	VANGUARD FTSE DEVEL EX NTH AMER HIGH DIVIDEND YIELD INDEX ETF		545	545
**D	ALLIANZ GLOBAL INVESTORS GMBH FOR ALLIANZGL-FONDS VDB		9.120	9.120
**D	VANGUARD INVESTMENTS II COMMON CONTRACTUAL FUND		17.122	17.122
**D	VANGUARD INVESTMENTS COMMON CONTRACTUAL FUND		62.997	62.997
**D	VANGUARD FTSE DEVELOPED EUROPE INDEX ETF		1.698	1.698
**D	WELLS FARGO BK DECL OF TR EST INV FUNDS FOR EMPLOYEE BEN TR		81.177	81.177
**D	WELLS FARGO MASTER TRUST-WELLS FRGO FACTR ENHANCED INT PRFLIO		30.935	30.935
**D	WILMINGTON TRUST, NATIONAL ASSOCIATION		4.010	4.010
**D	DIVERSIFIED MARKETS (2010) POOLED FUND TRUST		8.137	8.137
**D	WASHINGTON STATE INVESTMENT BOARD		168.288	168.288
**D	WASHINGTON STATE INVESTMENT BOARD		3.295	3.295
**D	NEW YORK STATE TEACHERS RETIREMENT SYSTEM		185.117	185.117
**D	BMO MONTHLY INCOME FUND		84.289	84.289
**D	BMO GLOBAL INFRASTRUCTURE FUND		125.680	125.680
**D	BMO DIVERSIFIED INCOME PORTFOLIO		33.122	33.122
**D	PRUDENTIAL RETIREMENT INSURANCE & ANNUITY COMPANY		11.995	11.995
**D	MANULIFE ASSET MANAGEMENT INTERNATIONAL EQUITY INDEX POOLED F		19.724	19.724
**D	SS BK AND TRUST COMPANY INV FUNDS FOR TAXEXEMPT RETIREMENT PL	2.351.018		2.351.018
**D	SSGA RUSSELL FD GL EX-US INDEX NONLENDING QP COMMON TRUST FUND	6.837		6.837
**D	SSGA FTSE RAFI DEVELOPED 1000 INDEX NON-LENDING COMMON TR F	6.078		6.078
**D	SS FTSE DEV COMPREHENSIVE FACTOR IND NON-LENDING COMMON TRU FD	7.418		7.418
**D	STATE STREET SP GLO INFRA INDEX NON-LENDING COMMON TRUST FUND	594.336		594.336
**D	STATE STREET RAFI DEVELOP EX-US INDEX NON-LENDING COMMON TR FD	1.293		1.293
**D	MSCI EAFE PROV SCREENED INDEX NON - LENDING COMMON TR FUND	8.854		8.854
**D	VANGUARD TOTAL WORLD STOCK INDEX FUND	176.970		176.970
**D	VANGUARD DEVELOPED MARKETS INDEX FUND	3.208.985		3.208.985
**D	STATE STREET GLOBAL ADVISORS LUXEMBOURG SICAV	197.173		197.173
**D	UBS ETF	775.030		775.030
**D	ISHARES MSCI ACWI ETF	153.276		153.276
**D	ISHARES MSCI ACWI EX US ETF	91.476		91.476
**D	ISHARES EUROPE ETF	112.814		112.814
**D	ISHARES MSCI EAFE ETF	2.225.444		2.225.444
**D	ISHARES MSCI EAFE VALUE ETF	430.636		430.636
**D	ISHARES GLOBAL INDUSTRIALS ETF	25.532		25.532
**D	ISHARES MSCI EUROZONE ETF	766.500		766.500
**D	ISHARES MSCI ITALY ETF	699.436		699.436
**D	ISHARES MSCI KOKUSAI ETF	1.848		1.848
**D	ISHARES GLOBAL INFRASTRUCTURE ETF	4.884.650		4.884.650
**D	ISHARES MSCI DEVELOPED WORLD INDEX FUND	2.012		2.012
**D	ISHARES CORE MSCI EAFE ETF	1.846.097		1.846.097
**D	ISHARES CORE MSCI TOTAL INTERNATIONAL STOCK ETF	290.053		290.053
**D	ISHARES CORE MSCI INTERNATIONAL DEVELOPED MARKETS ETF	41.816		41.816
**D	ISHARES MSCI WORLD ETF	9.384		9.384



Assemblea Ordinaria del 18 aprile 2019

LISTA ESITO DELLE VOTAZIONE

Oggetto: Bilancio di esercizio al 31 dicembre 2018

FAVOREVOLI

Badge	Ragione Sociale	Proprio	Delega	Totale
**D	ISHARES CORE MSCI EAFE IMI INDEX ETF		59.499	59.499
**D	ISHARES MSCI EUROPE IMI INDEX ETF		11.024	11.024
**D	ISHARES MSCI ACWI LOW CARBON TARGET ETF		11.534	11.534
**D	ISHARES CORE MSCI EUROPE ETF		166.484	166.484
**D	ISHARES EDGE MSCI INTL SIZE FACTOR ETF		235	235
**D	ISHARES INTERNATIONAL FUNDAMENTAL INDEX ETF		4.721	4.721
**D	BLACKROCK CDN MSCI EAFE EQUITY INDEX FUND		205.808	205.808
**D	BLACKROCK CDN WORLD INDEX FUND		15.394	15.394
**D	BLACKROCK CDN MSCI EAFE INDEX PLUS FUND		3.685	3.685
**D	BLACKROCK CDN GLOBAL INFRASTRUCTURE EQUITY INDEX FUND		596.358	596.358
**D	ISHARES MSCI EAFE INTERNATIONAL INDEX FUND		283.590	283.590
**D	ACWI EX-US INDEX MASTER PORTFOLIO OF MASTER INVESTMENT PTF		19.204	19.204
**D	PROXY TEAM PARAMETRIC PORTFOLIO ASSOCIATES		2.397	2.397
**D	TEACHERS' RETIREMENT SYSTEM OF THE STATE OF ILLINOIS		73.415	73.415
**D	IBM 401K PLUS PLAN		88.706	88.706
**D	COLLEGE RETIREMENT EQUITIES FUND		568.469	568.469
**D	TITA-CREF INTERNATIONAL EQUITY INDEX FUND		402.551	402.551
**D	RUSSELL INVESTMENT COMPANY - RUSSELL INTERN DEVELOPED MKT F		52.453	52.453
**D	VALIC COMPANY I - INTERNATIONAL EQUITIES FUND		35.133	35.133
**D	BRIGHTHOUSE FUNDS TRUST II - METLIFE MSCI EAFE INDEX PTF		36.067	36.067
**D	STATE OF MINNESOTA		269.976	269.976
**D	RUSSELL INVESTMENT FUNDS INTERNATIONAL DEVELOPED MARKETS FUND		3.171	3.171
**D	SPDR MSCI ACWI EX-US ETF		77.364	77.364
**D	SPDR S&P GLOBAL INFRASTRUCTURE ETF		542.184	542.184
**D	SPDR S&P WORLD (EX-US) ETF		101.037	101.037
**D	MORGAN STANLEY VAR INS FUND, INC. GLOBAL INFRASTRUCTURE PORT		33.076	33.076
**D	MORGAN STANLEY INSTITUTIONAL FD TR - GLOBAL STRATEGIST PTF		25.906	25.906
**D	MORGAN STANLEY VAR INS FUND, INC. GLOBAL STRATEGIST PORTFOLIO		9.613	9.613
**D	ONTARIO TEACHERS PENSION PLAN BOARD		48.943	48.943
**D	COMMON TRUST ITALY FUND		428.523	428.523
**D	ISHARES PUBLIC LIMITED COMPANY		243.106	243.106
**D	ISHARES II PUBLIC LIMITED COMPANY		624.532	624.532
**D	ISHARES V PUBLIC LIMITED COMPANY		27.227	27.227
**D	ISHARES III PUBLIC LIMITED COMPANY		286.372	286.372
**D	ISHARES VI PUBLIC LIMITED COMPANY		30.862	30.862
**D	ISHARES IV PUBLIC LIMITED COMPANY		99.551	99.551
**D	ISHARES VII PLC		426.992	426.992
**D	BLACKROCK AM DE FOR ISHARES EURO STOXX UCITS ETF (DE)		150.398	150.398
**D	BLACKROCK AM DE FOR ISHS STOXX EUROPE LARGE 200 UCITS ETF (DE)		7.401	7.401
**D	ISHARES I INV MIT TGV F ISHS ST EUR600 IND.GOODS+SER.UCITS ETF		83.995	83.995
**D	BLACKROCK AM DE FOR ISHARES STOXX EUROPE 600 UCITS ETF (DE)		319.415	319.415
**D	BLACKROCK AM SCHWEIZ AG OBO BIFS WORLD EX SWITZ EQ INDEX FUND		12.133	12.133
**D	PACE INTERNATIONAL EQUITY INVESTMENTS		100.900	100.900

Assemblea Ordinaria del 18 aprile 2019

LISTA ESITO DELLE VOTAZIONE

Oggetto: Bilancio di esercizio al 31 dicembre 2018

FAVOREVOLI

Badge	Ragione Sociale	Proprio	Delega	Totale
**D	MAINSTAY MACKAY INTERNATIONAL OPPORTUNITIES FUND		18.943	18.943
**D	MANAGED PENSION FUNDS LIMITED		317.920	317.920
**D	SCOTTISH WIDOWS OVERSEAS GROWTH INV F ICVC - EURO GROWTH F		406.302	406.302
**D	SCOTTISH WIDOWS OVERSEAS GROWTH INV FUNDS ICVC-GLOBAL GROW F		156.816	156.816
**D	SCOTTISH WIDOWS INV SOLUTIONS F ICVC- EUROPEAN (EX UK) EQ FD		126.075	126.075
**D	THE TRUSTEES OF CONOCOPHILLIPS PENSION PLAN		7.625	7.625
**D	FAMILY INVESTMENTS CHILD TRUST FUND		15.919	15.919
**D	FAMILY INVESTMENTS GLOBAL ICVC FAMILY BALANCED INT FUND		11.226	11.226
**D	HSBC AS TRUSTEE FOR SSGA EUROPE EX UK EQUITY TRACKER FUND		462.228	462.228
**D	NATWEST TRU+DEP SERV LTD ATO ST. JAMES'S PL GL EQ UN TR		160.708	160.708
**D	OMNIS MANAGED INVESTMENTS ICVC - OMNIS MULTI-ASSET INCOME FUND		138.759	138.759
**D	HBOS INTERNATIONAL INV FUNDS ICVC- EUROPEAN FUND		149.088	149.088
**D	HBOS INTERNATIONAL INV FUNDS ICVC- INTERNATIONAL GROWTH FUND		299.241	299.241
**D	STICHTING PENSIOENFONDS CHEMOURS NEDERLAND		3.506	3.506
**D	THE TRUSTEES OF GOLDMAN SACHS UK RETIREMENT PLAN		1.715	1.715
**D	STICHTING PHILIPS PENSIOENFONDS		67.874	67.874
**D	LEGG MASON FUNDS ICVC- LEGG MASON IF RARE GLOBAL INF INC FUND	1.091.319		1.091.319
**D	BAHRAIN MUMTALAKAT HOLDING COMPANY		27.776	27.776
**D	VANGUARD INV FDS ICVC-VANG FTSE DEV WOR LD EX - UK EQT IND FD		93.642	93.642
**D	VANGUARD INV F ICVC-VANGUARD FTSE DEV EUROPE EX-UK EQ INDEX F		184.206	184.206
**D	VANGUARD INV FUNDS ICVC-VANGUARD FTSE GLOB ALL CAP IND FUND		1.935	1.935
**D	SCOTTISH WID INV SOLS F ICVC - FDAMNTL LOW VOL IND GLO EQT F		61.707	61.707
**D	PUBLIC AUTHORITY FOR SOCIAL INSURANCE		4.699	4.699
**D	SCOTTISH WIDOWS INV SOL F ICVC- FUNDAMENTAL INDEX GLB EQ F		76.086	76.086
**D	STATE STREET INTERNATIONAL EQUITIES INDEX TRUST		9.618	9.618
**D	SPDR S+P WORLD EX AUSTRALIA FUND		2.439	2.439
**D	ARGO GLOBAL LISTED INFRASTRUCTURE LIMITED		108.617	108.617
**D	RUSSELL INVESTMENTS LOW CARBON GLOBAL SHARES FUND		2.846	2.846
**D	CHRISTIAN SUPER		1.945	1.945
**D	EMERGENCY SERVICES SUPERANNUATION SCHEME		2.461	2.461
**D	FIRST STATE SUPERANNUATION SCHEME		79.269	79.269
**D	RUSSELL INVESTMENTS GLOBAL LISTED INFRASTRUCTRE FUND - HEDGED		294.777	294.777
**D	VANECK VECTORS FTSE GLOBAL INFRASTRUCTURE (HEDGED) ETF		143.263	143.263
**D	PINNACLE BNY MELLON GLOBAL INFRASTRUCTURE YIELD FUND		17.868	17.868
**D	LAZARD GLOBAL LISTED INFRASTRUCTURE FUND		3.411.225	3.411.225
**D	LAZARD GLOBAL EQUITY FRANCHISE FUND		142.368	142.368
**D	GLOBAL SUPER		8.389	8.389
**D	GLOBAL LISTED INFRASTRUCTURE SECTOR TRUST		288.091	288.091
**D	SUN SUPER SUPERANNUATION FUND		41.215	41.215
**D	UBS IQ MSCI WORLD EX AUSTRALIA ETHICAL ETF		418	418
**D	UBS IQ MSCI EUROPE ETHICAL ETF		618	618
**D	CANADA PENSION PLAN INVESTMENT BOARD		513.034	513.034
**D	FLOURISH INVESTMENT CORPORATION		166.690	166.690



Assemblea Ordinaria del 18 aprile 2019

LISTA ESITO DELLE VOTAZIONE

Oggetto: Bilancio di esercizio al 31 dicembre 2018

FAVOREVOLI


Badge	Ragione Sociale	Proprio	Delega	Totale
**D	FLOURISH INVESTMENT CORPORATION		47.139	47.139
**D	PEOPLE'S BANK OF CHINA		134.266	134.266
**D	PEOPLE'S BANK OF CHINA		233.838	233.838
**D	BEST INVESTMENT CORPORATION		328.587	328.587
**D	PEOPLE'S BANK OF CHINA		95.308	95.308
**D	THORNBURG SUMMIT FUND		9.410	9.410
**D	DE SHAW OCULUS INTERNATIONAL INC		145.969	145.969
**D	TWO SIGMA SPECTRUM PORTFOLIO, LCC		524	524
**D	AMERGEN CLINTON NUCLEAR POWER PLANT NONQUALIFIED FUND		2.299	2.299
**D	ALW 2010 FAMILY TRUST		10.421	10.421
**D	CYSTIC FIBROSIS FOUNDATION		106.854	106.854
**D	THE CHARLOTTE MECKLENBURG HOS AUTH D/B/A CAROLINAS HEALTH SYST		308.563	308.563
**D	CHURCH OF ENGLAND INVESTMENT FUND FOR PENSIONS		9.659	9.659
**D	ACORN 1998 TRUST		509	509
**D	EXELON PEACH BOTTOM UNIT 1 QUALIFIED FUND		322	322
**D	EXELON FITZPATRICK QUALIFIED FUND		353	353
**D	JOSHUA GREEN CORPORATION		1.581	1.581
**D	JTW TRUST NO. 3 UAD 9/19/02		2.315	2.315
**D	JTW TRUST NO. 1 UAD 9/19/02		1.591	1.591
**D	JTW TRUST NO. 5 UAD 9/19/02		710	710
**D	LTW INVESTMENTS LLC		2.665	2.665
**D	MORNINGSTAR UNCONSTRAINED ALL FD A SER O MORNINGSTAR FD TR		9.156	9.156
**D	OYSTER CREEK NUCLEAR GENERATING STATION QUALIFIED FUND		2.271	2.271
**D	SAMFORD UNIVERSITY PENSION PLAN TRUST		736	736
**D	S.ROBSON WALTON 1999 CHILDRENS TRUST		1.171	1.171
**D	VIRGINIA C.MARS REVOCABLE TRUST DATED AUGUST 6, 1991		406	406
**D	HRW TRUST NO 2 UAD 01/17/03		970	970
**D	HRW TESTAMENTARY TRUST NO. 10		998	998
**D	WHEELS COMMON INVESTMENT FUND		3.933	3.933
**D	S. ROBSON WALTON 2010 TRUST		870	870
**D	EXELON CORPORATION NUCLEAR DECOMMISSION TRUST - NON TAX QUAL		492	492
**D	USAA MASTER TRUST (PENSION AND RSP)		2.311	2.311
**D	BANK OF BOTSWANA		6.320	6.320
**D	INTERNATIONAL MONETARY FUND RETIRED STAFF BENEFITS INVESTMENT		8.257	8.257
**D	MERCY INVESTMENT SERVICES INC		5.170	5.170
**D	PUBLIC PENSION AGENCY		126.508	126.508
**D	PUBLIC PENSION AGENCY		99.476	99.476
**D	PUBLIC PENSION AGENCY		14.822	14.822
**D	STATE OF UTAH, SCHOOL AND INSTITUTIONAL TRUST FUNDS		13.079	13.079
**D	BEAT DRUGS FUND ASSOCIATION		771	771
**D	HONG KONG SAR GOVERNMENT EXCHANGE FUND		560.593	560.593
**D	BUNTING INTERNATIONAL DEVELOPED EQUITY TE LLC		1.087	1.087
**D	CARROLL AVENUE PARTNERS LLC		623	623

Assemblea Ordinaria del 18 aprile 2019

LISTA ESITO DELLE VOTAZIONE
Oggetto: Bilancio di esercizio al 31 dicembre 2018

FAVOREVOLI

Badge	Ragione Sociale	Proprio	Delega	Totale
**D	CARNELIAN INVESTMENT MANAGEMENT LLC	14.733		14.733
**D	CHCP GLOBAL SECURITIES LP		146	146
**D	CENTERSQUARE INVESTMENT MANAGEMENT LLC		4.350	4.350
**D	DYNASTY INVEST, LTD		1.016	1.016
**D	DFI LP EQUITY (PASSIVE)		2.452	2.452
**D	DAZBOG HOLDINGS AFC LIMITED		698.863	698.863
**D	DAZBOG HOLDINGS BFC LIMITED		921.057	921.057
**D	DAZBOG HOLDINGS CFC LIMITED		192.950	192.950
**D	DAZBOG HOLDINGS EFC LIMITED		1.601.565	1.601.565
**D	DAZBOG HOLDINGS F5 LIMITED		101.365	101.365
**D	DAZBOG HOLDINGS HFC LIMITED		60.308	60.308
**D	DAZBOG HOLDINGS B5 LIMITED		146.192	146.192
**D	DAZBOG HOLDINGS MFC LIMITED		126.700	126.700
**D	EVA VALLEY MA1 LLC		5.125	5.125
**D	FS OVERLAY C - PARAMETRIC		3.268	3.268
**D	FOURTH AVENUE INVESTMENT COMPANY.		4.192	4.192
**D	FIDDLER PARTNERS LLC		617	617
**D	THE BUNTING FAM INT DEVELOPED EQUITY LIMITED LIABILITY CO		3.055	3.055
**D	INTERNATIONAL EXPATRIATE BENEFIT MASTER TRUST		2.334	2.334
**D	INTERNATIONAL EQUITY FUND		6.209	6.209
**D	THE JBUT MASTER INVESTMENT PARTNERSHIP LLP		1.508	1.508
**D	NTGI-QM COMMON DAILY EAFE INDEX FUND - NON LENDING		59.128	59.128
**D	LAKE AVENUE INVESTMENTS, LLC		17.280	17.280
**D	LEGAL & GENERAL MSCI EAFE FUND, LLC		20.380	20.380
**D	LEHMAN-STAMM FAMILY PARTNERS LLC		602	602
**D	LTW GROUP HOLDINGS, LLC		10.526	10.526
**D	LUNA LLC		635	635
**D	LOY PARTNERSHIP, LLC		4.223	4.223
**D	MF INTERNATIONAL FUND LLC		805	805
**D	82A HOLDINGS, LLC		5.698	5.698
**D	NELKE PARTNERSHIP		2.148	2.148
**D	OHANA HOLDINGS LLC		186.100	186.100
**D	OMEGA FFIP LIMITED PARTNERSHIP		1.455	1.455
**D	ORTZABA, LP		19.554	19.554
**D	PRO-GEN INVESTMENTS LLC		715	715
**D	CUNBY SPRINGS, LLC		20.341	20.341
**D	NTGI-QM COMMON DAILY ALL COUNWD EX-US INV MKT INDEX F NONLEND		13.911	13.911
**D	RDM LIQUID LLC		3.494	3.494
**D	KOHHKO ALL COUNTY WORLD EX-US EQUITY FUND LP		1.227	1.227
**D	RAMI PARTNERS, LLC		15.809	15.809
**D	SENTINEL INTERNATIONAL FUND		1.186	1.186
**D	SENTINEL INTERNATIONAL TRUST		2.378	2.378
**D	SIM GLOBAL BALANCED TRUST.		568	568



Assemblea Ordinaria del 18 aprile 2019

LISTA ESITO DELLE VOTAZIONE

Oggetto: Bilancio di esercizio al 31 dicembre 2018

FAVOREVOLI

Badge	Ragione Sociale	Proprio	Delega	Totale
**D	SILVER GROWTH FUND, LP	1.352	1.352	1.352
**D	GLOBAL BOND FUND	9.351	9.351	9.351
**D	FCM INTERNATIONAL LLC	1.033	1.033	1.033
**D	SHIMODA HOLDINGS, LLC	1.541	1.541	1.541
**D	MALACHITE 35 TRUST	10.125	10.125	10.125
**D	AVALON PORTFOLIO II, LLC	1.447	1.447	1.447
**D	801 INVESTMENTS LLC	4.125	4.125	4.125
**D	SUSTAINABLE INSIGHT GLOBAL ESG PASSIVE PLUS FUND, LLC	741	741	741
**D	K INVESTMENTS SH LIMITED	76.375	76.375	76.375
**D	LEGAL & GENERAL MSCI EAFE SL FUND, LLC	17.933	17.933	17.933
**D	NTGI-QM COMMON DAILY EAFE INDEX FUND - LENDING	35.695	35.695	35.695
**D	NTGI - QM COMM DAILY ALL COUNTRY WD EX-US EQ INDEX F - LEND	22.802	22.802	22.802
**D	INTERNATIONAL MONETARY FUND STAFF RETIREMENT PLAN	34.599	34.599	34.599
**D	INTERNATIONAL MONETARY FUND STAFF RETIREMENT PLAN	6.146	6.146	6.146
**D	UNIT NAT RELIEF AND WORKS AG FOR PALEST REF IN THE NEAR EAST	2.238	2.238	2.238
**D	NATIONAL COUNCIL FOR SOCIAL SECURITY FUND, P.R.C	4.923	4.923	4.923
**D	NATIONAL COUNCIL FOR SOCIAL SECURITY FUND, P.R.C	34.474	34.474	34.474
**D	NGEE ANN POLYTECHNIC	123	123	123
**D	NATIONAL COUNCIL FOR SOCIAL SECURITY FUND, P.R.C	59.975	59.975	59.975
**D	NATIONAL COUNCIL FOR SOCIAL SECURITY FUND, P.R.C	31.416	31.416	31.416
**D	FIDELITY SALEM STREET TRUST: FIDELITY FLEX INTERN INDEX FUND	7.127	7.127	7.127
**D	FIDELITY SALEM STREET TRUST FIDELITY SERIES GLOBAL EX U.S. INDEX FUND	161.924	161.924	161.924
**D	THE PARTNERS FUND	73.383	73.383	73.383
**D	HAGFORS LIMITED	6.469	6.469	6.469
**D	NEW ZEALAND SUPERANNUATION FUND	263.790	263.790	263.790
**D	ARIA INVESTMENTS TRUST	35.227	35.227	35.227
**D	MERCER PASSIVE INTERNATIONAL SHARES FUND	12.054	12.054	12.054
**D	QIC INTERNATIONAL EQUITIES FUND	3.672	3.672	3.672
**D	GOVERNMENT EMPLOYEES SUPERANNUATION BOARD	9.594	9.594	9.594
**D	GOVERNMENT EMPLOYEES SUPERANNUATION BOARD	233.275	233.275	233.275
**D	GOVERNMENT EMPLOYEES SUPERANNUATION BOARD	133.471	133.471	133.471
**D	LORD MAYORS CHARITABLE FUND	429	429	429
**D	PARTNERS GROUP GLOBAL MULTI-ASSET FUND	15.880	15.880	15.880
**D	QUEENSLAND INVESTMENT TRUST NO.2	5.946	5.946	5.946
**D	AUSTRALIA POST SUPERANNUATION SCHEME	2.165	2.165	2.165
**D	NORTHERN FUNDS INTERNATIONAL GROWTH EQUITY FUND	17.788	17.788	17.788
**D	FORD MOTOR COMPANY DEFINED BENEFIT MASTER TRUST	18.160	18.160	18.160
**D	JTW TRUST NO. 4 UAD 9/19/02	2.817	2.817	2.817
**D	JTW TRUST NO. 2 UAD 9/19/02	2.039	2.039	2.039
**D	MICHIGAN CATHOLIC CONFERENCE MASTER PENSION TRUST	1.661	1.661	1.661
**D	NORTHERN MULTI MANAGER GLOBAL LISTED INFRASTRUCTURE FUND	2.003.299	2.003.299	2.003.299
**D	MICHIGAN CATHOLIC CONFERENCE	563	563	563
**D	NORTHERN FUNDS - INTERNATIONAL EQUITY INDEX FUND	191.281	191.281	191.281

Pagina 32

Azionisti: 1.398 Teste: 24
 Azionisti in proprio: 16 Azionisti in delega: 1.382

Assemblea Ordinaria del 18 aprile 2019

LISTA ESITO DELLE VOTAZIONE

Oggetto: Bilancio di esercizio al 31 dicembre 2018

FAVOREVOLI

Badge	Ragione Sociale	Proprio	Delega	Totale
**D	MASTER TR AGREE BETWEEN PFIZER INC AND THE NORTHERN TR CO		6.485	6.485
**D	PRESBYTERIAN CHURCH (USA) FOUNDATION		4.678	4.678
**D	NORTHERN TRUST GLOBAL INVESTMENTS COLLECTIVE FUNDS TRUST		1.282.148	1.282.148
**D	NATIONAL RAILROAD RETIREMENT INVESTMENT TRUST		5.024	5.024
**D	VOL EMPL BEN ASS OF THE NON-REPR EMPL OF SOUT CAL EDISON CO		1.633	1.633
**D	1999 VOL EMPL BEN ASS NON-REPR EMPL OF SOUT CAL EDISON CO		981	981
**D	SAMFORD UNIVERSITY		352	352
**D	THE TRUSTEES OF THE HENRY SMITH CHARITY		14.226	14.226
**D	TRINITY COLLEGE CAMBRIDGE		3.420	3.420
**D	HRW TESTAMENTARY TRUST NO 3		2.073	2.073
**D	HRW TESTAMENTARY TRUST NO 1		2.573	2.573
**D	HRW TRUST NO 1 UAD 01/17/03		970	970
**D	HRW TESTAMENTARY TRUST NO. 11		2.568	2.568
**D	HRW TESTAMENTARY TRUST NO 6		2.099	2.099
**D	HRW TESTAMENTARY TRUST NO 4		2.041	2.041
**D	HRW TESTAMENTARY TRUST NO. 9		1.771	1.771
**D	HRW TESTAMENTARY TRUST NO. 8		2.472	2.472
**D	HRW TESTAMENTARY TRUST NO 2		1.679	1.679
**D	HRW TESTAMENTARY TRUST NO. 7		2.729	2.729
**D	HRW TRUST NO 4 UAD 01/17/03		1.152	1.152
**D	HRW TESTAMENTARY TRUST NO 5		2.158	2.158
**D	HRW TESTAMENTARY TRUST NO. 12		3.451	3.451
**D	HRW TRUST NO 3 UAD 01/17/03		1.152	1.152
**D	BANNER HEALTH		137.500	137.500
**D	CHEVRON MASTER PENSION TRUST		13.208	13.208
**D	CSAA INSURANCE EXCHANGE		20.228	20.228
**D	A.I.DUPONT TESTAMENTARY TRUST		10.556	10.556
**D	SPARTAN GROUP TRUST FOR EMPLOYEE BENEFIT PLANS		95.622	95.622
**D	FRESNO COUNTY EMPLOYEES' RETIREMENT ASSOCIATION		1.487	1.487
**D	STICHTING INSTITUUT GAK		1.234	1.234
**D	GUIDE STONE FUNDS INTERNATIONAL EQUITY INDEX FUNDS		2.326	2.326
**D	GENERAL PENSION AND SOCIAL SECURITY AUTHORITY		16.972	16.972
**D	ILLINOIS MUNICIPAL RETIREMENT FUND		314.250	314.250
**D	LOS ANGELES CITY EMPLOYEES RETIREMENT SYSTEM		49.347	49.347
**D	CITY OF LOS ANGELES FIRE AND POLICE PENSION PLAN		540	540
**D	LOCKHEED MARTIN CORPORATION MASTER RETIREMENT TRUST		15.375	15.375
**D	MONTGOMERY COUNTY CONSOLIDATED RET HEALTH BENEFITS TR		8.875	8.875
**D	MONTGOMERY COUNTY EMPLOYEES' RETIREMENT SYSTEM		47.557	47.557
**D	UTAH STATE RETIREMENT SYSTEMS		76.738	76.738
**D	WILSHIRE INTERNATIONAL EQUITY FUND		2.484	2.484
**D	WYOMING RETIREMENT SYSTEM		2.230	2.230
**D	FORD MOTOR COMPANY OF CANADA, LIMITED PENSION TRUST		3.072	3.072
**D	HSBC GLOBAL EQUITY FUND.		15.330	15.330



Assemblea Ordinaria del 18 aprile 2019

LISTA ESITO DELLE VOTAZIONE

Oggetto: Bilancio di esercizio al 31 dicembre 2018

FAVOREVOLI

Badge	Ragione Sociale	Proprio	Delega	Totale
**D	HSBC INTERNATIONAL EQUITY POOLED FUND		28.978	28.978
**D	HALIFAX REGIONAL MUNICIPALITY MASTER TRUST		5.160	5.160
**D	FUTURE FUND BOARD OF GUARDIANS FOR AND OBO FUTURE FUND		56.351	56.351
**D	MRFF INVESTMENT COMPANY NO. 2 PTY LTD		140.179	140.179
**D	IBM DIVERSIFIED GLOBAL EQUITY FUND		12.091	12.091
**D	THE BANK OF IRELAND STAFF PENSIONS FUND		132.050	132.050
**D	STICHTING HEINEKEN PENSIOENFONDS		11.102	11.102
**D	THE TRUSTESS OF IBM PENSION PLAN		10.217	10.217
**D	STICHTING PENSIOENFONDS SAGITTARIUS		16.446	16.446
**D	THE TRUSTEES OF CHEVRON UK PENSION PLAN		26.235	26.235
**D	THE BOARD OF THE PENSION PROTECTION FUND		6.350	6.350
**D	STICHTING PENSIOENFONDS VAN DE METALEKTRO (PME)		172.385	172.385
**D	NORTHERN TRUST UCITS COMMON CONTRACTUAL FUND		208.406	208.406
**D	PUBLIC EMPLOYEES RETIREMENT ASSOCIATION OF COLORADO		127.987	127.987
**D	COLONIAL FIRST STATE INVESTMENT FUND 50		9.810	9.810
**D	COMMONWEALTH GLOBAL LISTED INFRASTRUCTURE FUND 6		1.401.291	1.401.291
**D	COMMONWEALTH GLOBAL LISTED INFRASTRUCTURE FUND 4		169.551	169.551
**D	COLONIAL FIRST STATE WHOLESALE GLOBAL LISTED INFR SEC F		1.172.261	1.172.261
**D	COLONIAL FIRST STATE WHOLESALE INDEXED GLOBAL SHARE FUND		17.787	17.787
**D	COMMONWEALTH GLOBAL SHARE FUND 29		142	142
**D	MUNICIPAL EMPLOYEES' ANNUITY AND BENEFIT FUND OF CHICAGO		3.827	3.827
**D	INVESTCO ITALIAN HOLDINGS SRL		66.513.016	66.513.016
**D	LEGAL & GENERAL FUTURE WORLD CLIMATE CHANGE EQ FACTORS IND FD		5.824	5.824
**D	LEGAL & GENERAL GLOBAL EQUITY INDEX FUND		2.117	2.117
**D	LEGAL & GENERAL GLOBAL INFRASTRUCTURE INDEX FUND		103.895	103.895
**D	LEGAL&GENERAL EUROPEAN INDEX TRUST		328.449	328.449
**D	LEGAL & GENERAL INTERNATIONAL INDEX TRUST		27.205	27.205
**D	SSGA GROSS ROLL UP UNIT TRUST		17.781	17.781
**D	LEGAL & GENERAL ICAV		11.301	11.301
**D	NORTHERN TRUST INVESTMENT FUNDS PUBLIC LIMITED COMPANY		31.204	31.204
**D	LEGAL & GENERAL AUTHORISED CONTRACTUAL SCHEME		7.860	7.860
**D	BLACKROCK AUTHORISED CONTRACTUAL SCHEME I		368.284	368.284
**D	BLACKROCK AUTHORISED CONTRACTUAL SCHEME 1		13.432	13.432
**D	BRITISH COLUMBIA INVESTMENT MANAGEMENT CORPORATION		139.151	139.151
**D	STATE TEACHERS RETIREMENT SYSTEM OF OHIO		79.192	79.192
**D	BANCO NACIONAL DE PANAMA, ACTING AS TRUSTEE OF THE FIDEICOMISO DE FONDO DE AHORRO DE PANAMA		1.440	1.440
**D	LGPS CENTRAL AUTHORISED CONTRACTUAL SCHEME		133.000	133.000
**D	UBS COMMON CONTRACTUAL FUND		6.918	6.918
**D	CLEARWATER INTERNATIONAL FUND		2.238	2.238
**D	STICHTING BEDRIJFSTAKPENSIOENFONDS VOOR HET LEVENSMIDD		16.250	16.250
**D	KOMMUNAL LANDSPENSJONSKASSE GJENSIDIG FORSIKRINGSSELSKAP		35.799	35.799
**D	VERDIPAPIRFONDET KLP AKSJEGLOBAL INDEX 1		57.877	57.877
**D	VERDIPAPIRFONDET KLP AKSJEEUROPA INDEKS 1		30.261	30.261

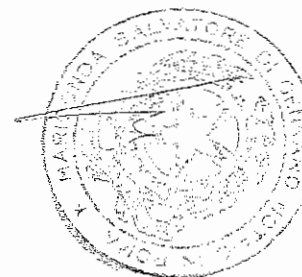
Assemblea Ordinaria del 18 aprile 2019

LISTA ESITO DELLE VOTAZIONE

Oggetto: Bilancio di esercizio al 31 dicembre 2018

FAVOREVOLI

Badge	Ragione Sociale	Proprio	Delega	Totale
**D	STICHTING BEDRIJFST VOOR HET SCHOONMAAK EN GLAZ		14.818	14.818
**D	STICHTING PENSIOENFONDS CAMPINA		4.290	4.290
**D	STICHTING BEDRIJFST VOOR HET BEROEPSVERVOER OVER DE WEG		55.684	55.684
**D	STICHTING PENSIOENFONDS ING		58.010	58.010
**D	NORTHERN TRUST UCITS FGR FUND		88.567	88.567
**D	ROBECO INSTITUTIONAL UMBRELLA FUND		5.489	5.489
**D	STICHTING BEDRIJFSTAKPENSIOEN FONDS VOOR DE DETAILHANDEL		94.449	94.449
**D	JOHN HANCOCK HEDGED EQUITY AND INCOME FUND		4.684	4.684
**D	MEDIOLANUM GESTIONE FONDI SGR - FLESSIBILE FUTURO ITALIA	1.040.000		1.040.000
**D	EURIZON CAPITAL SGR - EURIZON AZIONI AREA EURO		7.789	7.789
**D	EURIZON CAPITAL SGR - EURIZON PROGETTO ITALIA 70		240.544	240.544
**D	EURIZON CAPITAL SGR - EURIZON AZIONI ITALIA		374.467	374.467
**D	EURIZON CAPITAL SGR - EURIZON PIR ITALIA AZIONI		28.625	28.625
**D	EURIZON CAPITAL SGR - EURIZON PROGETTO ITALIA 40		244.228	244.228
**D	STICHTING BEDRIJFSPENSIOENFONDSVOOR DE LANDBOUW MANDAAT BLACKRO		142.589	142.589
**D	STG PFDS ACHMEA MANDAAT BLACKROCK		20.820	20.820
**D	STICHTING PENSIOENFONDS WONEN		12.541	12.541
**D	STICHTING J.E. ASR ES G INDEXPLUS INST. FONDSSEN INZAKE EUROPA		32.738	32.738
**D	THE CANADA LIFE ASSURANCE COMPANY		64.017	64.017
**D	RENAISSANCE INTERNATIONAL EQUITY PRIVATE POOL		152	152
**D	THE GREAT-WEST LIFE ASSURANCE COMPANY		57.655	57.655
**D	COUNSEL DEFENSIVE GLOBAL EQUITY		803	803
**D	INVESTORS GLOBAL INFRASTRUCTURECLASS		26.400	26.400
**D	LONDON LIFE INSURANCE COMPANY		733.294	733.294
**D	GLOBAL INFRASTRUCTURE EQUITY FUND LONDON CAPITAL		62.080	62.080
**D	MACKENZIE DIVERSIFIED ALTERNATIVES FUND		17.746	17.746
**D	MACKENZIE MAXIMUM DIVERS. ALL WORLD DEVELOPED EX NORTH AMERICA IE		3.032	3.032
**D	MACKENZIE INTERNATIONAL EQUITY INDEX ETF		216	216
**D	MACKENZIE MAX DIVERSIFICATION DEVELOPED EUR INDEX ETF		13.000	13.000
**D	MACKENZIE MAX DIVERSIFICATION ALL WORLD DEVELOPED IND ETF		9.082	9.082
**D	THE GLENCORE CANADIAN PENSION FUNDS TRUST-FOREIGN EQUITY FUND		96.434	96.434
**D	THE GLENCORE CANADIAN PENSION FUNDS TRUST-FOREIGN EQUITY FUND		77.983	77.983
**D	RENAISSANCE GLOBAL INFRASTRUCTURE FUND	1.275.951		1.275.951
**D	RENAISSANCE REAL ASSETS PRIVATEPOOL		184.000	184.000
**D	EMERALD INTERNATIONAL EQUITYINDEX FUND		125.663	125.663
**D	INTERNATIONAL INDEX FUND		19.639	19.639
**D	EUROPEAN INDEX FUND		3.749	3.749
**D	INTERNATIONAL EQUITY INDEX ETF		631	631
**D	PUBLIC SECTOR PENSION INVESTMENT BOARD		224.543	224.543
**D	IMPERIAL INTERNATIONAL EQUITY POOL		21.165	21.165
**D	IMPERIAL OVERSEAS EQUITY POOL		314	314
**D	WOODBRIIDGE INVESTMENTS CORPORATION		35.700	35.700
**D	WINDWISE MSCI EAFE INDEX NON-LENDING, FUND FOR EXEMPT ORG.		22.228	22.228



Assemblea Ordinaria del 18 aprile 2019

LISTA ESITO DELLE VOTAZIONE

Oggetto: Bilancio di esercizio al 31 dicembre 2018

FAVOREVOLI

Badge	Ragione Sociale	Proprio	Delega	Totale
**D	CIBC INTERNATIONAL INDEX FUND		9.584	9.584
**D	CIBC EUROPEAN INDEX FUND		3.528	3.528
**D	CIBC POOLED INTERNATIONAL EQUITY INDEX FUND		2.247	2.247
**D	ALLIANZ GLOBAL INVESTORS FUND		148.230	148.230
**D	BLACKROCK GLOBAL INDEX FUNDS		35.303	35.303
**D	GOLDMAN SACHS FUNDS		6.736	6.736
**D	KIEGER FUND I		772	772
**D	ALLIANZ AZIONI ITALIA ALL STARS		150.000	150.000
**D	ALLIANZ ITALIA 50 SPECIAL		7.000	7.000
6766	MARINO TOMMASO	2		2
6787	CARADONNA GIANFRANCO MARIA	1		1
6901	REALE DAVIDE GIORGIO	12		12
6914	RODINO WALTER	5		5
6975	CAPPELLI ROBERTO			
DE*	SINTONIA SPA		249.833.818	249.833.818
7025	GRANATA ALFREDO			
DE*	INARCASSA - CASSA NAZIONALE DI PREVIDENZA ED ASSISTENZA PER		2.013.720	2.013.720
7065	PASQUINI MASSIMILIANO	10		10
7151	CHIURAZZI LUIGI	2.000		2.000
7153	MICUCCI CECCHI GIANLUCA			
DE*	BRECCIA GIUSEPPINA		5	5
7231	BEFANI GUIDO			
DE*	BLOCKCHAIN GOVERNANCE		1	1
DE*	INVESTIMENTI SUD ITALIA S.R.L.		1	1
7275	NOTARFONZO ARNALDO	100		100
7284	BOTTIN MASSIMO			
DE*	FONDAZIONE CASSA DI RISPARMIO DI TORINO		41.376.972	41.376.972
7459	LOIZZI GERMANA	2		2
7523	PEDINI LUCIANO			
RL*	GIGLIO SERVIZI AMBIENTALI E BONIFICHE SRL	105		105
7568	FIORENTINI GIANLUCA	11		11
7569	VITANGELI GIORGIO	5		5
Totale voti	619.604.587			
Percentuale votanti %	99,318755			
Percentuale Capitale %	75,032284			

Assemblea Ordinaria del 18 aprile 2019ESITO VOTAZIONE

Oggetto : **Proposta di integrazione dei corrispettivi per l'incarico di revisione legale dei conti relativo agli esercizi 2018-2020**

**Hanno partecipato alla votazione:**

-n° 1.429 azionisti,
portatori di n° 623.854.562 azioni ordinarie, tutte ammesse al voto,
pari al 75,546943% del capitale sociale.

Hanno votato:

		% su Azioni Ordinarie
Favorevoli	620.903.488	99,526961
Contrari	638.536	0,102353
SubTotale	<u>621.542.024</u>	99,629315
Astenuti	265.536	0,042564
Non Votanti	2.047.002	0,328122
SubTotale	<u>2.312.538</u>	0,370685
Totale	<u>623.854.562</u>	100,000000

Ai sensi dell'art. 135-undecies del TUF **non sono computate** ai fini del calcolo della maggioranza e del capitale richiesto per l'approvazione della delibera numero 0 azioni pari al **0,000000%** delle azioni rappresentate in aula.



Assemblea Ordinaria del 18 aprile 2019

LISTA ESITO DELLE VOTAZIONE

Oggetto: Proposta di integrazione dei corrispettivi per l'incarico di revisione legale dei conti relativo agli esercizi 2018-2020


CONTRARI

Badge	Ragione Sociale	Proprio	Delega	Totale
6674	AGOSTINI ANTONIO		14.122	14.122
**D	BNYMTCIL CGF WDEQ LA		593.313	593.313
**D	CALIFORNIA STATE TEACHERS RETIREMENT SYSTEM	1		1
7068	BAVA MARCO GEREMIA CARLO	100		100
7275	NOTARFONZO ARNALDO			
7307	CARILE DOMENICO	31.000		31.000
Totale voti				
638.536				
Percentuale votanti %				
0,102353				
Percentuale Capitale %				
0,077325				



5 Teste: 4
3 Azionisti in delega: 2

Pagina 1



Assemblea Ordinaria del 18 aprile 2019

LISTA ESITO DELLE VOTAZIONE

Oggetto: **Proposta di integrazione dei corrispettivi per l'incarico di revisione legale dei conti relativo agli esercizi 2018-2020****ASTENUTI**

Badge	Ragione Sociale	Proprio	Delega	Totale
6674	AGOSTINI ANTONIO			
**D	MEDIOLANUM BEST BRANDS		112.329	112.329
**D	CHALLENGE FUNDS CHALLENGE ITALIAN EQUITY		56.000	56.000
**D	ACCIDENT COMPENSATION CORPORATION		97.205	97.205
6940	GARRI` GERARDINO			
RL*	D&C GOVERNANCE TECHNOLOGIES	1		1
7079	D`ATRI GIANFRANCO			
DE*	D`ATRI STELLA		1	1
Totale voti	265.536			
Percentuale votanti %	0,042564			
Percentuale Capitale %	0,032156			

Assemblea Ordinaria del 18 aprile 2019


LISTA ESITO DELLE VOTAZIONE

Oggetto: Proposta di integrazione dei corrispettivi per l'incarico di revisione legale dei conti relativo agli esercizi 2018-2020

NON VOTANTI

Badge	Ragione Sociale	Proprio	Delega	Totale
6252	RODINO` DEMETRIO	1		1
6383	ANTOLINI GIOVANNI	33.000		33.000
6415	DI CIANNI EMILIO LUIGI	1		1
6674	AGOSTINI ANTONIO		29.645	29.645
**D	GENERALI SMART FUNDS SICAV		70.480	70.480
**D	GENERALI DIVERSIFICATION		54.284	54.284
**D	GIE ALLEANZA OBBLIGAZIONARIO		187.000	187.000
**D	KAIROS INTERNATIONAL SICAV - ITALIA		146.500	146.500
**D	KAIROS INTERNATIONAL SICAV - RISORGIMENTO		28.500	28.500
**D	KAIROS INTERNATIONAL SICAV - TARGET ITALY ALPHA		30.000	30.000
**D	INTERFUND SICAV INTERFUND EQUITY ITALY		714.000	714.000
**D	FIDEURAM ASSET MANAGEMENT (IRELAND) FONDITALIA EQUITY ITALY		22.127	22.127
**D	AMUNDI S.F. EURO EQ MARKET PL		19.000	19.000
**D	FIDEURAM INVESTIMENTI SGR SPA-FIDEURAM ITALIA		7.000	7.000
**D	FIDEURAM INVESTIMENTI SGR SPA-PIR PIANO BILANCIATO 30		430.000	430.000
**D	FIDEURAM INVESTIMENTI SGR SPA-PIR PIANO AZIONI ITALIA		90.000	90.000
**D	FIDEURAM INVESTIMENTI SGR SPA-PIR PIANO BILANCIATO 50		116.837	116.837
**D	EUF - EQUITY ITALY		23.769	23.769
**D	EUF - EQUITY EUROPE LTE		14.150	14.150
**D	EUF - EQUITY EURO LTE		30.708	30.708
**D	EUF - EQUITY ITALY SMART VOLATILITY			
Totale voti		2.047.002		
Percentuale votanti %		0,328122		
Percentuale Capitale %		0,247886		

20 Teste: 4
3 Azionisti in delega: 17



Assemblea Ordinaria del 18 aprile 2019

LISTA ESITO DELLE VOTAZIONE

Oggetto: Proposta di integrazione dei corrispettivi per l'incarico di revisione legale dei conti relativo agli esercizi 2018-2020

FAVOREVOLI

Badge	Ragione Sociale	Proprio	Delega	Totale
6017	CHIGNOLI GIORGIO	1		1
6034	BOVE KATRIN	7		7
6174	AMBRUZZI DANIELA	616		616
6313	LAPONTE ALBERTO			
DE*	GARRI GERARDINO		1	1
6390	GIORDANA ROBERTO			
DE*	FONDAZIONE CASSA DI RISPARMIO DI CUNEO		2.283.500	2.283.500
6674	AGOSTINI ANTONIO			
**D	ARCA FONDI SGR - FONDO ARCA AZIONI ITALIA		400.000	400.000
**D	FRANKLIN TEMPLETON INVESTMENT FUNDS		79.094	79.094
**D	KEMPEN INTERNATIONAL FUNDS		5.577	5.577
**D	T. ROWE PRICE FUNDS SICAV		366	366
**D	JPMORGAN FUNDS (IRELAND) ICAV		280	280
**D	AVIVA INVESTORS		1.156.809	1.156.809
**D	ARTEMIS FUNDS (LUX)		8.638	8.638
**D	ARK LIFE ASSURANCE COMPANY LIMITED		23.839	23.839
**D	BLACKROCK INDEX SELECTION FUND		367.101	367.101
**D	CORONATION GLOBAL OPPORTUNITIES FUND		144.717	144.717
**D	MORGAN STANLEY INVESTMENT FUNDS		470.693	470.693
**D	THE PARTNERS FUND SICAV LRI INVEST S.A.		6.703	6.703
**D	RBC ISB - MMA VIE SA		702.873	702.873
**D	NMM5 GIEP PTN ACCOUNT		45.809	45.809
**D	NMM5-WIEQ-CNS ACCOUNT		10.000	10.000
**D	DPAM EQUITIES L		126.404	126.404
**D	SCHWAB INTERNATIONAL INDEX FUND		171.930	171.930
**D	THORNBURG INTERNATIONAL EQUITY		4.433	4.433
**D	THE MASTER TRUST BANK OF JAPAN LTD		293	293
**D	THE MASTER TRUST BANK OF JAPAN LTD		509	509
**D	FIDELITY FUNDS SICAV		2.893.282	2.893.282
**D	ING DIRECT		45.765	45.765
**D	THE MASTER TRUST BANK OF JAPAN LTD		52.412	52.412
**D	AMP CAPITAL GLOBAL LISTED INFRASTRUCTURE FUND		18.527	18.527
**D	THE MASTER TRUST BANK OF JAPAN LTD		25.000	25.000
**D	GIM SPECIALIST INVESTMENT FUNDS		12.809	12.809
**D	THE MASTER TRUST BANK OF JAPAN LTD		4.284	4.284
**D	MF PICTET MULTI ASSET FUND		6.751	6.751
**D	JAPAN TRUSTEE SERVICES BANK LTD		6.027	6.027
**D	THORNBURG GLOBAL EQUITY FUND		134.917	134.917
**D	THORNBURG INTERNATIONAL EQUITY FUND		2.354	2.354
**D	THE MASTER TRUST BANK OF JAPAN LTD		2.052	2.052
**D	JAPAN TRUSTEE SERVICES BANK LTD		2.117	2.117
**D	FIDELITY SAL ST FIDELITY GLOBAL EX US IN		124.653	124.653
**D	VANGUARD FUNDS PLC		264.224	264.224


Assemblea Ordinaria del 18 aprile 2019

LISTA ESITO DELLE VOTAZIONE

Oggetto: Proposta di integrazione dei corrispettivi per l'incarico di revisione legale dei conti relativo agli esercizi 2018-2020

FAVOREVOLI

Badge	Regione Sociale	Proprio	Delega	Totale
**D	THORNBURG GLOBAL INVESTMENT PLC	146.895	146.895	146.895
**D	LCAM GLOBAL EQUITY FUNDS	4.597	4.597	4.597
**D	SCHWAB FUNDAMENTAL INTERNATIONAL LARGE COMPANY INDEX FUND	44.385	44.385	44.385
**D	MACQUARIE GLOBAL LISTED INFRASTRUCTURE C	126.047	126.047	126.047
**D	SEI INSTITUTIONAL MANAGED TRUST MULTI-AS	3.095	3.095	3.095
**D	VANGUARD INVESTMENT SERIES PLC	249.245	249.245	249.245
**D	VANGUARD INVESTMENT SERIES PLC	187.689	187.689	187.689
**D	VANGUARD INVESTMENT SERIES PLC	130.464	130.464	130.464
**D	LOS ANGELES CAPITAL GLOBAL FUND PLC	20.589	20.589	20.589
**D	FIDELITY SALEM STREET TRUST: SPARTAN TOTAL INTERNATIONAL INDEX FUND	47.802	47.802	47.802
**D	SEI INST.MAN.TRUST - MIM VOLAT.FUND	9.488	9.488	9.488
**D	FIDELITY UCITS ICAV	15.203	15.203	15.203
**D	FIDELITY SALEM STREET TRUST: FIDELITY SAI INTERNATIONAL VALUE INDEX FUND	100.785	100.785	100.785
**D	FIDELITY UCITS II ICAV	1.348	1.348	1.348
**D	VARIABLE INSURANCE PRODUCTS FUND II: INTERNATIONAL INDEX PORTFOLIO	1.648	1.648	1.648
**D	FIDELITY SALEM STREET TRUST: FIDELITY ZERO INTERNATIONAL INDEX FUND	18.394	18.394	18.394
**D	FIDELITY CONCORD STREET TRUST: FIDELITY SERIES INTERNATIONAL INDEX FUND	2.445	2.445	2.445
**D	MONDRIAN GLOBAL LISTED INFRASTRUCTURE FUND	2.408	2.408	2.408
**D	COHEN & STEERS GLOBAL LIST. INFR.FD	72.824	72.824	72.824
**D	NUVEEN GLOBAL INFRASTRUCTURE FUND	692.909	692.909	692.909
**D	ADVISOR MANAGED TRUST - TACTICAL OFFENSI	4.314	4.314	4.314
**D	CORNERSTONE ADVISORS GLOBAL PUBLIC EQUITY FUND	3.898	3.898	3.898
**D	CORNERSTONE ADVIS GLOBAL PUBLIC EQUITY F	50.321	50.321	50.321
**D	PANAGORA RISK PARITY M.A.C.FD	952	952	952
**D	BAYVK G2 FONDS	10.636	10.636	10.636
**D	UNIVERSAL-CAV	20.601	20.601	20.601
**D	BAYVK A4 FONDS	32.929	32.929	32.929
**D	ALLIANZGI FONDS ALLRA	2.610	2.610	2.610
**D	ALLIANZGI FONDS USES	4.770	4.770	4.770
**D	ALLIANZGI FONDS DUNHILL	2.390	2.390	2.390
**D	ALLIANZGI FONDS PFI	8.864	8.864	8.864
**D	ALLIANZGI FONDS PFALCO	15.253	15.253	15.253
**D	ALLIANZGI FONDS AESAN	26.910	26.910	26.910
**D	ALLIANZGI FONDS AMEV	18.760	18.760	18.760
**D	KREBSHILFE 2 FONDS	2.780	2.780	2.780
**D	ALLIANZGI FONDS CAESAR	4.420	4.420	4.420
**D	ALLIANZGI FONDS AFE	3.454	3.454	3.454
**D	SDK K2 FONDS	1.860	1.860	1.860
**D	ALLIANZGI FONDS DPF DILLINGER PENSIONEFO	8.694	8.694	8.694
**D	PARVEST	25.708	25.708	25.708
**D	BNE PARIBAS L1	218.045	218.045	218.045
**D	BNE PARIBAS EASY	107.625	107.625	107.625
**D	BNE PARIBAS B PENSION GROWTH	63.571	63.571	63.571



LISTA ESITO DELLE VOTAZIONE

Oggetto: Proposta di integrazione dei corrispettivi per l'incarico di revisione legale dei conti relativo agli esercizi 2018-2020

FAVOREVOLI

Badge	Ragione Sociale	Proprio	Delega	Totale
**D	BNP PARIBAS B PENSION STABILITY		23.327	23.327
**D	METROPOLITAN RENTASTRO		109.186	109.186
**D	BNP PARIBAS B PENSION BALANCED		254.733	254.733
**D	JANUS HENDERSON INSTITUTIONAL EUROPEAN INDEX OPPORTUNITIES FUND		38.364	38.364
**D	ENHANCED INDEX INTERNATIONAL SHARE FUND		49.993	49.993
**D	AUSTRALIAN CATHOLIC SUPERAN RETIREM FUND		4.997	4.997
**D	CLEARVIEW INFRASTRUCTURE FUND		285.033	285.033
**D	AMP CAP UNHEDGED GL SHS MULTI MAN FUND		7.837	7.837
**D	AMP INTERNATIONAL EQUITY INDEX FUND HEDG		47.610	47.610
**D	FIRST STATE INVESTMENTS GLOBAL LISTED IN		219.577	219.577
**D	IPAC SPEC INV STR INT SHARESTRATEGY NO 1		3.640	3.640
**D	AMP GLOBAL LISTED INFRASTR INDEX FUND HED		194.707	194.707
**D	UNISUPER		4.463	4.463
**D	WHOLESALE UNIT TRUST GL. INFRASTRUCTURE F		51.421	51.421
**D	AMP CAPITAL GLOBAL LISTED INFRASTR. FD		98.321	98.321
**D	BPSS SYD/UNISUPER		730.445	730.445
**D	WHOLESALE UNIT TRU MSCI GLOB IND SHAR FU		2.735	2.735
**D	IPAC SPEC INVEST STR LISTED GL INFR		43.532	43.532
**D	AMP CAP GLO INFRA SEC F (UNHEDGED)MAN FU		8.137	8.137
**D	AMP CAPITAL GLOBAL INFR SECUR FUND UNHED		388.717	388.717
**D	AMP GLOBAL LISTED INFR MARKET IND FD HE		414.804	414.804
**D	MERCER UNHEDGED OVERSEAS SHARES TRUST		1.004	1.004
**D	FCP BNP PARIBAS ACTIONS EUROPE		2.092	2.092
**D	FCP ALM ACTIONS EURO		147.438	147.438
**D	IPA CORPORATE ACTIONS AND INCOME		79.355	79.355
**D	STICHTING AHOLD DELHAIZE PENSIOEN		32.840	32.840
**D	ACTIAM RESPONSIBLE INDEX FUND EQUITY EUR		123.595	123.595
**D	FONDS DE RESERVE POUR LES RETRAITES		276.461	276.461
**D	FCP ERAFP ACT EUR 7 OFI		73.271	73.271
**D	ERAFP ACTIONS EUROS 1		1.131.621	1.131.621
**D	SWISS LIFE LUXEMBOURG SA		69.419	69.419
**D	BANQUE PICTET & CIE SA		5.761	5.761
**D	PICTET GLOBAL SELECTION FUND		131.013	131.013
**D	PICTET GLOBAL SELECTION FUND - GLOB		4.473.727	4.473.727
**D	PICTET-EUROLAND INDEX		25.964	25.964
**D	PICTET-EUROPE INDEX		93.331	93.331
**D	FOREIGN STOCK INDEX MOTHER FUND		13.457	13.457
**D	SHINKO GLOBAL EQUITY INDEX MOTHER FUND		337	337
**D	GLOBAL HIGH DIVIDEND EQUITY MOTHER FUND		270.000	270.000
**D	FTSE-EDHEC RISK EFFICIENT INT DEVELOPED COUNTRIES INDEX		796	796
**D	GIVI GLOBAL EQUITY FUND A SERIES TRUST OF GLOBAL MULTI STRATEGY		10.759	10.759
**D	UBI SICAV		28.401	28.401
**D	MACQUARIE - GLOBAL LISTED INFR FD		34.404	34.404

Assemblea Ordinaria del 18 aprile 2019

LISTA ESITO DELLE VOTAZIONE
 Oggetto: Proposta di integrazione dei corrispettivi per l'incarico di revisione legale dei conti relativo agli esercizi 2018-2020
 FAVOREVOLI

Badge	Ragione Sociale	Proprio	Delega	Totale
**D	BROOKFIELD INVESTMENT FUNDS UCITS	394.649	394.649	394.649
**D	JSS INVESTMENTFONDS II	107.309	107.309	107.309
**D	MAPLE BROWN ABBOTT FUNDS PLC	422.684	422.684	422.684
**D	NFS LIMITED TRAFALGAR COURT ADMIRAL	6.125	6.125	6.125
**D	SHELL TRUST (BERMUDA) LTD AS TRUSTEE OF THE SHELL OVERSEAS CONTRIBUTORY PENSION FUND	8.623	8.623	8.623
**D	SHELL TRUST (BERMUDA) LIMITED AS TRUSTEE OF THE SHELL INTERNATIONAL PENSION FUND	6.820	6.820	6.820
**D	NFS LIMITED TRAFALGAR COURT ADMIRAL	21.024	21.024	21.024
**D	CONSTRUCTION AND BUILDING UNIONS SUPERANNUATION FUND	27.903	27.903	27.903
**D	VANGUARD GLOBAL MINIMUM VOLATILITY FUND	1.004	1.004	1.004
**D	VANGUARD INTERNATIONAL SHARE INDEX FUND	149.377	149.377	149.377
**D	VANGUARD GLOBAL INFRASTRUCT. INDEX FUND	109.066	109.066	109.066
**D	SAS TRUSTEE CORPORATION	6.197	6.197	6.197
**D	H.E.S.T. AUSTRALIA LIMITED	23.597	23.597	23.597
**D	CONSTRUCTION AND BUILDING UNIONS SUPERANNUATION FUND	11.691	11.691	11.691
**D	LGIA SUPER TRUSTEE AS TRUSTEE FOR LGIA	231.305	231.305	231.305
**D	CONSTRUCTION AND BUILDING UNIONS SUPERANNUATION FUND	17.287	17.287	17.287
**D	UBS ASSET MANAGEMENT LIFE LTD	323.117	323.117	323.117
**D	JPMORGAN CHASE BANK - PB - UNITED STATES TRUSTS	1.376	1.376	1.376
**D	BANCO CENTRAL DE TIMOR EST	35.091	35.091	35.091
**D	THE BOEING COMPANY EMPLOYEE RETIREMENT PLANS MASTER TRUST	265.022	265.022	265.022
**D	THE BOEING COMPANY EMPLOYEE RETIREMENT PLANS MASTER TRUST	196.838	196.838	196.838
**D	ROCKEFELLER & CO., INC	13.781	13.781	13.781
**D	TCORPIM INDEXED INTERNATIONAL SHARE (UNHEDGED) FUND	5.909	5.909	5.909
**D	FIDELITY FIRST GLOBAL FUND	922	922	922
**D	ANZ WHOLESALE INTERN.SHARE NO. 1 FUND	1.760	1.760	1.760
**D	OPTIMIX GLOBAL LISTED INFRASTRUCTUR	138.970	138.970	138.970
**D	VANGUARD ETHICALLY CONSCIOUS INTERNATIONAL SHARES INDEX FUND	4.181	4.181	4.181
**D	JPMORGAN CHASE BANK - PB - UNITED STATES PARTNERSHIP	1.214	1.214	1.214
**D	ONEPATH LOW VOLATILITY GLOBAL EQ IN POOL	31.278	31.278	31.278
**D	TELSTRA SUPERANNUATION SCHEME	268.333	268.333	268.333
**D	ONEPATH GLOBAL SHARES - GLOBAL INFRASTRUCTURE (HEDGED) INDEX POOL	790.025	790.025	790.025
**D	CONNECTICUT GENERAL LIFE INSURANCE COMPANY	975	975	975
**D	FQ ESSENTIAL BETA FUND LTD	5.000	5.000	5.000
**D	LUCRF PTY LTD FOR THE LABOUR UNION CO-OPERATIVE RETIREMENT FUND	3.154	3.154	3.154
**D	ONEPATH GLOBAL SHARES - LARGE CAP (UNHEDGED) INDEXPOOL	47.062	47.062	47.062
**D	IBM PERSONAL PENSION PLAN TRUST	3.114	3.114	3.114
**D	NEW YORK LIFE INSURANCE	2.620	2.620	2.620
**D	NEW YORK LIFE INSURANCE COMPANY	25.396	25.396	25.396
**D	BOMBARDIER TRUST U.S. MASTER TRUST	71.097	71.097	71.097
**D	UBS M&C WORLD MINIMUM VOLATILITY IND FD	9.387	9.387	9.387
**D	UBS ESTIMOTECH DEVELOPED 1000 INDEX FUND	4.423	4.423	4.423
**D	FUNDACAO CALOUSTE GULBENKIAN	10.978	10.978	10.978
**D	SBC MASTER PENSION TRUST SBC MASTER PENSION TRUST 208	12.180	12.180	12.180



LISTA ESITO DELLE VOTAZIONE

Oggetto: Proposta di integrazione dei corrispettivi per l'incarico di revisione legale dei conti relativo agli esercizi 2018-2020

FAVOREVOLI

Badge	Ragione Sociale	Proprio	Delega	Totale
**D	JNL/MELLON CAPITAL INTNAL INDEX FUND		61.908	61.908
**D	FLEXSHARES INTERNATIONAL QUALITY DIVIDEND INDEX FUND		10.449	10.449
**D	FLEXSHARES MORNINGSTAR DEVELOPED MARKETS EX-US FACTOR TILT INDEX FUND		19.090	19.090
**D	FLEXSHARES INTERNATIONAL QUALITY DIVIDEND INDEX FUND		85.207	85.207
**D	VANTAGETRUST III MASTER COLLECTIVE INVEINVESTMENT FUNDS TRUST		29.337	29.337
**D	T ROWE PRICE INTERNATIONAL EQUITY INDEX FUND		23.646	23.646
**D	JNL/FIRST STATE GLOBAL INFRASTRUCTURE FUND		1.415.758	1.415.758
**D	ABU DHABI RETIREMENT PENSIONS AND BENEFITS		14.498	14.498
**D	JNL-S&P INTERNATIONAL 5 FUND		17.551	17.551
**D	SBC MASTER PENSION TRUST		21.057	21.057
**D	FLEXSHARES STOXX GLOBAL BROAD INFRASTRUC		255.564	255.564
**D	GOLDMAN SACHS TRUST - GOLDMAN SACHS ABSOLUTE RETURN TRACKER FUND		5.100	5.100
**D	GOLDMAN SACHS TRUST- GOLDMAN SACHS INTER		37.999	37.999
**D	PUBLIC EMPLOYEES RETIREMENT SYSTEM OF OHIO		52.653	52.653
**D	MTB GOVERNMENT PENSION INVESTMENT FUND 4		1.851.962	1.851.962
**D	THE MASTER TRUST BANK OF JAPAN LTD		534.027	534.027
**D	SHELL PENSIONS TRUST LIMITED AS TRUSTEE OF SHELL CONTRIBUTORY PENSION FUND		8.172	8.172
**D	THE BARCLAYS BANK UK RETIREMENT FUND		5.556	5.556
**D	VANGUARD FIDUCIARY TRUST COMPANY EUROPEAN STOCK INDEX TRUST		26.977	26.977
**D	VANGUARD TOTAL INTERNATIONAL STOCK INDEXFUND		8.313.191	8.313.191
**D	MTB FOR GOVERNMENT PENSION FD45828		257.809	257.809
**D	THE MASTER TRUST BANK OF JAPAN LTD		1.009.491	1.009.491
**D	VG V POOLFONDS PAI		18.301	18.301
**D	ALLIANZGI-FONDS DSPT		13.752	13.752
**D	FIDELITY EUROPEAN VALUES PLC		694.350	694.350
**D	FIDELITY INVESTMENT FUNDS III FIDELITY DIVERSIFIED GROWTH FUND		2.851	2.851
**D	STICHTING PENSIOENFONDS VOOR HUISARTSEN		18.449	18.449
**D	THE MASTER TRUST BANK OF JAPAN		247.489	247.489
**D	BUREAU OF LABOR FUNDS- LABOR PENSION FUND		902	902
**D	BUREAU OF LABOR FUNDS- LABOR PENSION FUND		17.316	17.316
**D	BUREAU OF LABOR FUNDS-LABOR RETI FUND		5.091	5.091
**D	BUREAU OF LABOR FUNDS-LABOR RETI FUND		3.834	3.834
**D	BUREAU OF LABOR FUNDS-LABOR INSURANCE FUND		103.677	103.677
**D	BUREAU OF LABOR FUNDS- LABOR PENSION FUND		102.123	102.123
**D	CITY OF PHILADELPHIA PUBLIC EMPLOYEES RETIREMENT SYSTEM		104.328	104.328
**D	STATE OF WYOMING		27.166	27.166
**D	FIDELITY INVESTMENT FUNDS - FIDELITY INDEX WORLD FUND		16.453	16.453
**D	FIDELITY INVESTMENT FUNDS EUROPEAN FUND		1.507.785	1.507.785
**D	FIDELITY INVESTMENT FUNDS - FIDELITY INDEX EUROPE EX UK FUND		22.531	22.531
**D	TRUST AND CUSTODY SERVICES BANK LIMITED		43.688	43.688
**D	JPMORGAN BETABUILDERS EUROPE ETF		181.263	181.263
**D	JPMORGAN DIVERS RETURN EU EQUIT ETF		1.901	1.901
**D	OSHARES FTSE EUROPE QUALITY DIVIDEND ETF		3.336	3.336

Assemblea Ordinaria del 18 aprile 2019

LISTA ESITO DELLE VOTAZIONE

Oggetto: Proposta di integrazione dei corrispettivi per l'incarico di revisione legale dei conti relativo agli esercizi 2018-2020

FAVOREVOLI

Badge	Ragione Sociale	Proprio	Delega	Totale
**D	OPPENHELMER MACQUARIE GLOBAL INFRASTR FU		268.777	268.777
**D	JPMORGAN DIVERSIFIED FUND		2.033	2.033
**D	HCNI II LLC		74.500	74.500
**D	STAR FAMILY FOUNDATION		13.095	13.095
**D	NEW YORK LIFE INSURANCE AND ANNUITY CO		30.945	30.945
**D	KATHERINE C. MOORE CHARITABLE LEAD ANNUITY TRUST I		959	959
**D	UNITED STATES STEEL CORPORATION REPRESENTED RETIREES BENEFIT TRUST		524	524
**D	ARELJAY II LLC		227.700	227.700
**D	COMMINGLED PENSION TRUST FUND (INTREPID INTERNATIONAL) OF JPMORGAN CHASE BANK		134.977	134.977
**D	HOBART FAMILY INVESTMENTS LLC		1.982	1.982
**D	THE KATHERINE MOORE REVOCABLE TRUST		486	486
**D	JAMES A STAR		105.154	105.154
**D	CROWN FUND		747.961	747.961
**D	CROWN FUND II		365.300	365.300
**D	COLONEL HENRY CROWN SCHOLARSHIP FUND		1.290	1.290
**D	CROWN ICF FUND LLC		149.000	149.000
**D	CROWN FAMILY FOUNDATION		92.400	92.400
**D	ARIE & IDA CROWN MEMORIAL		323.600	323.600
**D	FIDELITY INVESTMENTS MONEY MANAGEMENT INC		1.326	1.326
**D	PROSHARES DJ BROOKFIELD GLOB.INFRASTR.ET		40.817	40.817
**D	THE BOMBARDIER TRUST (UK)		590.750	590.750
**D	BOMBARDIER TRUST (CANADA) REAL RETURN ASSET FUND		530.276	530.276
**D	BROOKFIELD GLOBAL INFRASTRUCTURE SECURIT		174.400	174.400
**D	BROOKFIELD GLOBAL LISTED INFRASTRUCTURE		427.800	427.800
**D	FONDS DE SOLIDARITE DES TRAV.QUEBEC FTQ		15.701	15.701
**D	RARE INFRASTRUCTURE VALUE FUUND HEDGED		1.035.155	1.035.155
**D	RARE INFRASTRUCTURE INCOME FUND		5.683	5.683
**D	RARE INFRASTRUCTURE VALUE FUND UNHEDGED		1.027.448	1.027.448
**D	4D GLOBAL INFRASTRUCTURE FUND		28.045	28.045
**D	MAPLE BROWN ABBOT GLOBAL LISTED INFR FD		692.746	692.746
**D	MANULIFE INVESTMENT EXCHANGE FUND CORP		72.700	72.700
**D	MANULIFE GLOBAL INFRASTRUCTURE FUND		237.300	237.300
**D	MANULIFE SOBEYS GLOBAL EQUITY FUND UT		147.700	147.700
**D	REGIME DE RETRAITE DU PERSONNEL DES CPE		156.977	156.977
**D	LABORERS PENSION FUND OF WESTERN CANADA		54.900	54.900
**D	SVS TPI INCOME BUILDER 1		83.764	83.764
**D	HELABA INVEST KAPITALANLAGEGESELLSCHAFT MBH		63.642	63.642
**D	SWISS NATIONAL BANK		3.145.062	3.145.062
**D	LOMBARD ODIER FUNDS (SWITZERLAND) SA I3D		62.059	62.059
**D	TRUST & CUSTODY SERVICES BANK LTD		60.627	60.627
**D	TRUST & CUSTODY SERVICES BANK LTD AS TRUSTEE FOR PENSION INVESTMENT FUND TRUST NUMBER 21		9.201	9.201
**D	BEST INVESTMENT CORPORATION		36.712	736.712
**D	BEST INVESTMENT CORPORATION		80.534	280.534



Assemblea Ordinaria del 18 aprile 2019

LISTA ESITO DELLE VOTAZIONE

Oggetto: Proposta di integrazione dei corrispettivi per l'incarico di revisione legale dei conti relativo agli esercizi 2018-2020

FAVOREVOLI

Badge	Ragione Sociale	Proprio	Delega	Totale
**D	THE HSBC GROUP HONG KONG LOCAL STAFF RETIREMENT BENEFIT SCHEME		2.927	2.927
**D	ALLIANZ CHOICE BEST STYLES EUROPE FUND		31.810	31.810
**D	HSBC MANAGED STABLE FUND		164	164
**D	HSBC MANAGED STABLE GROWTH FUND		176	176
**D	HSBC MANAGED BALANCED FUND		1.384	1.384
**D	HSBC MANAGED GROWTH FUND		2.397	2.397
**D	FTSE ALL WORLD INDEX FUND		29.932	29.932
**D	CENTRAL FINANCE BOARD METHODIST CHURCH		3.430	3.430
**D	AI STRATEGIC GLOBAL EQUITY FUND		87.697	87.697
**D	REASSURE LIMITED		143.061	143.061
**D	AI GLOBAL EQUITY FUND		90.808	90.808
**D	FRIENDS LIFE AND PENSIONS LIMITED PIXHAM END		58.340	58.340
**D	FRIENDS LIFE FUNDS LIMITED		106.000	106.000
**D	FIRST STATE GLOBAL UMBRELLA FUND PLC-FIR		16.427	16.427
**D	HSBC GLOBAL ASSET MANAGEMENT LTD		2.570	2.570
**D	PUTM ACS EUROPEAN EX UK FUND		64.274	64.274
**D	FIRST STATE GLOBAL UMBRELLA FUND PLC		1.519.616	1.519.616
**D	HSBC EUROPEAN INDEX FUND		136.191	136.191
**D	PHOENIX LIFE LIMITED		309.066	309.066
**D	WEST YORKSHIRE PENSION FUND		150.000	150.000
**D	TALOS CAPITAL DESIGNATED ACTIVITY COMPAN		12.656.265	12.656.265
**D	HSBC MSCI EUROPE UCITS ETF		17.658	17.658
**D	HSBC GLOBAL INVESTMENT FUNDS		4.245	4.245
**D	NATIONAL GRID UK PENSION SCHEME		19.051	19.051
**D	PUTM EUROPEAN UNIT TRUST		5.952	5.952
**D	PUTM BOTHWELL EUROPE FUND		377.233	377.233
**D	HSBC ETFS		6.266	6.266
**D	SONDERVERMOEGEN ALLIANZ VGI 1 FONDS		9.010	9.010
**D	MELLON OFFSHORE FUNDS C/O CIBC BANK AND TRUST COMPANY (CAYMAN) LIMITE		1.851.790	1.851.790
**D	SIX CIRCLES INTERNAT UNCONSTRAIN EQ FUND		77.768	77.768
**D	FONDAZIONE ROMA SIF		2.687	2.687
**D	ABERDEEN MONCEAU		4.861	4.861
**D	LA FRANCAISE INFLECTION POINT ACTION EUR		55.385	55.385
**D	CAISSE DES DEPOTS ET CONSIGNATIONS		30.252	30.252
**D	UNIVERSE THE CMI GLOBAL NETWORK FUND		59.558	59.558
**D	KAPITALFORENINGEN PENSAM INVEST PSI 10 GLOBALE AKTIER		24.939	24.939
**D	ROBECO CAPITAL GROWTH FUND		1.746	1.746
**D	DPAM INVEST B		329.696	329.696
**D	STICHTING SHELL PENSIOENFONDS		13.830	13.830
**D	ROBECO UMBRELLA FUND I N.V.		2.663	2.663
**D	BLACKROCK INSTITUTIONAL POOLED FUNDS PLC		77.931	77.931
**D	NES LIMITED TRAFALGAR COURT ADMIRAL		16.153	16.153
**D	BANCO CENTRAL DE TIMOR EST		31.826	31.826

Assemblea Ordinaria del 18 aprile 2019

LISTA ESITO DELLE VOTAZIONE

Oggetto: Proposta di integrazione dei corrispettivi per l'incarico di revisione legale dei conti relativo agli esercizi 2018-2020

FAVOREVOLI

Badge	Ragione Sociale	Proprio	Delega	Totale
**D	CONNECTICUT GENERAL LIFE INSURANCE COMPANY		6.895	6.895
**D	BRUNEI SHELL RETIREMENT BENEFIT FUND		1.353	1.353
**D	AXA EQUITABLE LIFE INSURANCE CO		4.433	4.433
**D	FIDUCIARY TRUST COMPANY INTERNATIONAL AS		1.033	1.033
**D	ADVANCE INTERNATIONAL SHARE INDEX FUND		44.763	44.763
**D	ISHARES WHOLESALE SCREENED INTERNATIONAL EQUITY INDEX FUND		4.018	4.018
**D	ISHARES EDGE MSCI WORLD MINIMUM VOLATILI		1.103	1.103
**D	BLACKROCK GLOBAL LISTED INFRASTRUCTURE F		72.199	72.199
**D	ISHARES WHOLESALE INTERNATIONAL EQUITY INDEX FUND		34.032	34.032
**D	ISHARES ALLCOUNTRY EQUITY INDEX FUND		2.538	2.538
**D	BLACKROCK FISSION INDEXED INTL EQUITY FD		3.364	3.364
**D	RETIREMENT INCOME PLAN OF SAUDI ARABIAN OIL COMPANY		2.751	2.751
**D	NVIT INTERNATIONAL INDEX FUND		75.189	75.189
**D	EQ ADVISORS TRUST - AXA INTERNATIONAL CORE MANAGED VOLATILITY PORTFOLIO		25.818	25.818
**D	EQ ADVISORS TRUST- AXA/TEMPLETON GLOBAL EQUITY MANAGED VOLATILITY PORTFOLIO		5.072	5.072
**D	EQ ADVISORS TRUST-AXA GLOBAL EQUITY MANAGED VOLATILITY PORTFOLIO		22.075	22.075
**D	EQ ADVISORS TRUST - ATM INTERNATIONAL MANAGED VOLATILITY PORTFOLIO		39.091	39.091
**D	EQ ADVISORS TRUST - ATM INTERNATIONAL MANAGED VOLATILITY PORTFOLIO		15.611	15.611
**D	EQ ADVISORS TRUST - AXA INTERNATIONAL MANAGED VOLATILITY PORTFOLIO		72.594	72.594
**D	EQ ADV DYNAMIC MODERATE GROWTH PORTFOLIO		19.450	19.450
**D	EQ ADVISORS TRUST - AXA / AB DYNAMIC GROWTH PORTFOLIO		4.319	4.319
**D	AVIVA LIFE & PENSIONS UK LIMITED		146.070	146.070
**D	THE MASTER TRUST BANK OF JAPAN, LTD. AS TRUSTEE FOR MUTB400045792		14.430	14.430
**D	NATIONWIDE INTERNATIONAL INDEX FUND		48.103	48.103
**D	BUREAU OF LABOR FUNDS- LABOR PENSION FUND		1.588	1.588
**D	BUREAU OF LABOR FUNDS- LABOR PENSION FUND		3.415	3.415
**D	BUREAU OF LABOR FUNDS-LABOR RETI FUND		8.825	8.825
**D	AVIVA INVESTORS INVESTMENT FUNDS ICVC AVIVA INVESTORS INTERNATIONAL INDEX TRACK		13.826	13.826
**D	ARTEMIS GLOBAL EQUITY INCOME FUND		180.723	180.723
**D	ARTEMIS MONTHLY DISTRIBUTION FUND		158.157	158.157
**D	BLACKROCK INTERNATIONAL INDEX V.I. FUND OF BLACKROCK VARIABLE SERIES FUNDS		6.588	6.588
**D	THE MASTER TRUST BANK OF JAPAN		43.276	43.276
**D	BLACKROCK INSTITUTIONAL TRUST COMPANY N.A. INVESTMENT FUNDS FOR EMPLOYEE BENEFIT TRUSTS		3.972.740	3.972.740
**D	BLACKROCK MSCI EAFE EQUITY NY N.A. INVESTMENT FUNDS FOR EMPLOYEE BENEFIT TRUSTS		120.280	120.280
**D	AGHMEA PENSIOEN- EN LEVENSVZERKERINGEN		402.674	402.674
**D	AMERICAN UNIVERSITY		2.958	2.958
**D	DHL EMPLOYEE BENEFIT FUND OFF DE		35.558	35.558
**D	MSCI EUROPE EQUITY ESG SCREENED INDEX FU		381	381
**D	WASHINGTON STATE INVESTMENT BOARD		22.840	22.840
**D	AXA BELGIUM S A		431	431
**D	STICHTING PENSIOENFONDS VOOR VERLOSKUNDI		46.866	46.866
**D	THRIFT SAVINGS PLAN		1.718.964	1.718.964
**D	NEW MEXICO STATE INVESTMENT COUNCIL		1.798	1.798



Assemblea Ordinaria del 18 aprile 2019

LISTA ESITO DELLE VOTAZIONE

Oggetto: Proposta di integrazione dei corrispettivi per l'incarico di revisione legale dei conti relativo agli esercizi 2018-2020

FAVOREVOLI

Badge	Ragione Sociale	Proprio	Delega	Totale
**D	NEW MEXICO STATE INVESTMENT COUNCIL		21.121	21.121
**D	AURION GLOBAL EQUITY FUNDS		1.849	1.849
**D	NBIMC EAFE EQUITY INDEX FUND - CLASS N		11.571	11.571
**D	ASSOCIATION BIENF RETR POL VILLE MONTREA		11.600	11.600
**D	NBIMC PUBLIC INFRASTRUCTURE (2017)		71.019	71.019
**D	NMM5 GIEP BRI ACCOUNT		38.582	38.582
**D	FCP LBPAM AVENIR EURO		2.499	2.499
**D	FCP LBPAM ACTIONS EURO LARGE CAP		51.055	51.055
**D	FCP FEDERIS IRC ACTIONS		53.407	53.407
**D	FUJI XEROX PENSION FUND		117.618	117.618
**D	SAS TRUSTEE CORPORATION		782.085	782.085
**D	MINE SUPERANNUATION FUND		432.393	432.393
**D	BUREAU OF LABOR FUNDS - LABOR RETIREMENT FUND		570.144	570.144
**D	COLUMBIA GLOBAL INFRASTRUCTURE FUND		361.500	361.500
**D	MULTI-MANAGER DIRECTIONAL ALTERNATIVE STRATEGIES FUND		4.667	4.667
**D	SUN LIFE SENTRY INFRASTRUCTURE FUND		835.252	835.252
**D	NMM5-WIEQ-NVN ACCOUNT		10.480	10.480
**D	NMM5 WIEQ BRF ACCOUNT		29.800	29.800
**D	NMM5 GIEP NVN ACCOUNT		57.239	57.239
**D	WIF LAZ GBL PFD LIS INFRA		1.128.354	1.128.354
**D	ANIMA SGR- ANIMA GEO ITALIA		138.915	138.915
**D	ANIMA SGR SPA ANIMA SELEZIONE EUROPA		281.368	281.368
**D	ANIMA SGR SPA ANIMA ALTO POTENZIALE EUROPA		155.000	155.000
**D	ANIMA SGR- ANIMA ITALIA		92.496	92.496
**D	ANIMA EUROPA ANIMA SGR SPA		127.500	127.500
**D	STATE OF WISCONSIN INVESTMENT BOARD		434.445	434.445
**D	THE GOVERNMENT EMPLOYEES PENSION FUND GEPP		16.876	16.876
**D	SUBSIDIZED SCHOOLS P FUND NORTHERN		6.054	6.054
**D	THE HARTFORD RETIREMENT PLAN TRUST FOR US EMPLOYEES		9.947	9.947
**D	LEGG MASON GLOBAL INFRASTRUCTURE ETF		10.127	10.127
**D	KAPITALFORENINGEN EMD INVEST GLOBALE AKTIER III		2.288	2.288
**D	RARE GLOBAL INFRASTRUCTURE VALUE FUND		41.949	41.949
**D	GS TACS MARKET CONTINUOUS INTERNATIONAL		28.450	28.450
**D	DT INTERNATIONAL STOCK INDEX FUND		26.742	26.742
**D	GREAT WEST CORE STRATEGIES INTERNATIONAL EQUITY FUND		2.112	2.112
**D	RCKFLR BROS RHMBLN ACWI EXUS 290611 ROCKEFELLER BROTHERS FUND INC		1.278	1.278
**D	PRU INCOME BUILDER JEN EQ INC PDKD		35.238	35.238
**D	BNYMTCIL WINTON EUROPEAN EQU FD T		10.054	10.054
**D	BNYMTCIL WINTON GLOBAL EQUITY FD TR		1.729	1.729
**D	LEGAL AND GENERAL UCITS ETF PLC		14.921	14.921
**D	NATIONAL BANK TRUST		2.111.681	2.111.681
**D	VANGUARD FTSE ALL WORLD EX US INDEX FUND		948.975	948.975
**D	VANGUARD EUROPEAN STOCK INDEX FUND		1.035.863	1.035.863

Assemblea Ordinaria del 18 aprile 2019

LISTA ESITO DELLE VOTAZIONE

Oggetto: Proposta di integrazione dei corrispettivi per l'incarico di revisione legale dei conti relativo agli esercizi 2018-2020

FAVOREVOLI

Badge	Ragione Sociale	Proprio	Delega	Totale
**D	USBK TR QKR GLBL TAC ALL FUND		40.865	40.865
**D	MACQUARIE MANAGEMENT HOLDINGS INC		5.258	5.258
**D	WESPATH FUNDS TRUST		2.947	2.947
**D	UMC BENEFIT BOARD, INC		30.969	30.969
**D	ALAMOSA LLC		719	719
**D	STICHTING SPOORWEGPENSIOENFONDS		10.081	10.081
**D	INVESCO S AND P EUROPE 350 EQUAL WEIGHT INDEX ETF		3.019	3.019
**D	NEWTON MULTI-ASSET GROWTH FUND		980.175	980.175
**D	THE CONSOLIDATED EDISON PENSION PLAN MASTER TRUST		32.830	32.830
**D	DEP QF SSGA NONUS EQUITY H1		1.450	1.450
**D	DEP QF SSGA NONUS EQUITY R2		4.325	4.325
**D	DEP QF SSGA NONUS EQUITY B1		1.964	1.964
**D	DEP QF SSGA NONUS EQUITY B2		2.010	2.010
**D	GENERAL MILLS GROUP TRUST		28.964	28.964
**D	MINISTERS AND MISSNRES BENEFIT BRD OF AMERICAN BPTST CHURCHES		4.669	4.669
**D	GNEF COL EAFE GINNA Q		1.000	1.000
**D	GRANT SCHOOLS PROVIDENT FUND		621	621
**D	SUBSIDIZED SCHOOLS PROVIDENT FUND		15.014	15.014
**D	IQ 500 INTERNATIONAL ETF		2.936	2.936
**D	PB SSGA INTL EQ TAX		2.147	2.147
**D	PRU JENNN EQUITY INC PDT1		676.145	676.145
**D	ALLEN G LOZLER		12.770	12.770
**D	CERVURITE INTERNATIONAL LLC		19.903	19.903
**D	FLORIDA LLC		35.367	35.367
**D	THE CARL VICTOR PAGE MEMORIAL FNDN		12.128	12.128
**D	USMIA GLOBAL EQUITY		1.607	1.607
**D	BOA OMNIBUS PERAMETRIC		3.014	3.014
**D	RAILWAYS PENSION TRUSTEE COMPANY LIMITED		133.961	133.961
**D	BNYMTD DEP OF PG GENERATIONS FUND		42.676	42.676
**D	DRMA LTD		28.349	28.349
**D	CENTRAL PENSION FUND OF THE INT UNION OF OPERATING ENGINEERS AND PARTICIPATING EMPLOYERS		6.566	6.566
**D	WF MFS LTD EAFE GLOBAL		2.123	2.123
**D	MAN GLG EUROPEAN ALPHA INCOME FUND		5.000	5.000
**D	ALICNY BLACKROCK GBL EQUITY		1.353	1.353
**D	VIRTUS DUFF AND PHELPS GLOBAL INFRASTRUCTURE FUND		94.545	94.545
**D	C9W CITW FD PARAMETRIC		849	849
**D	GLOBAL ATLANTIC BLACKROCK DISCIPLINED INTERNATIONAL CORE PORTFOLIO		2.405	2.405
**D	FIRE AND POLICE PENSION ASSOCIATION OF COLORADO		8.699	8.699
**D	THE BOSTON COMPANY ASSET MANAGEMENT		48.774	48.774
**D	VERSUS CAPITAL REAL ASSETS FUND LLC		291.300	291.300
**D	TEXAS UTILITIES QUAL NDT PARTNERSHIP		858	858
**D	FIDELITY SALEM STREET TRUST FIDELITY SAI INTERNATIONAL INDEX FUND		253.783	253.783
**D	UNION BANK		2.089	2.089



LISTA ESITO DELLE VOTAZIONE

Oggetto: Proposta di integrazione dei corrispettivi per l'incarico di revisione legale dei conti relativo agli esercizi 2018-2020

FAVOREVOLI

Badge	Ragione Sociale	Proprio	Delega	Totale
**D	DEUTSCHE XTRK MSCI EAFE HDY HDG ETF		68.692	68.692
**D	US BANK TAX EXEMPT OMNI REP NONRECC		725	725
**D	USBK REGIONAL TRANSPORTATION DSPP		738	738
**D	B4305 FRB S LUND RES TR FBO B LUND		420	420
**D	B4306 FRB M LUND REV TR		328	328
**D	U S BANK NATIONAL ASSOCIATION		534	534
**D	2048 APG DME LACM GL		190.372	190.372
**D	SSGA GLOBAL TEMC STRAT POOL		6.525	6.525
**D	PANAGORA RISK PARITY MULTI ASSET MASTER FUND LTD		14.274	14.274
**D	THE BANK OF NEW YORK MELLON EMPLOYEE BENEFIT COLLECTIVE INVESTMENT FUND PLAN		398.213	398.213
**D	CF DV INTERNATIONAL STOCK INDEX FUND		22.983	22.983
**D	PHILADELPHIA GAS WORKS PENSION PLAN		746	746
**D	PSG DIVERSIFIED INFRASTRUCTURE LLC		9.200	9.200
**D	FIRST STATE INVESTMENTS ICVC FIRST STATE GLOBAL LISTED INFRASTRUCTURE FUND		2.869.220	2.869.220
**D	THE COMMONWEALTH FUND		115	115
**D	THE UNIVERSITY COURT OF THE UNIVERSITY OF GLASGOW		2.087	2.087
**D	RELIANCE TRUST INSTITUTIONAL RETIREMENT TRUST		42.500	42.500
**D	AUTO CLUB GROUP		31.014	31.014
**D	BRIDGE BUILDER INTERNATIONAL EQUITY FUND		18.087	18.087
**D	IVY PROSHARES MSCI ACWI INDEX FUND		1.190	1.190
**D	ADVANCED SERIES TRUST -AST ACADEMIC STRATEGIES ASSET ALLOCATION PORTFOLIO		14.607	14.607
**D	MACQUARIE GLOBAL INFRASTRUCTURE TOTAL RETURN FUND INC		926.511	926.511
**D	U S BANK NATIONAL ASSOCIATION		20.365	20.365
**D	BNY MELLON GLOBAL INFRASTRUCTURE INCOME FUND		29.662	29.662
**D	STEWARDSHIP FOUNDATION		278	278
**D	WBW TRUST NUMBER ONE		333	333
**D	1975 IRREV TRUST OF C D WEYERHAEUSER		641	641
**D	CDW 73 IRR PARA GL		212	212
**D	AZL NFJ INTERNATIONAL VALUE FUND		1.608	1.608
**D	NKB SII EUROPE VALUE		9.307	9.307
**D	NKB SII GLOBAL AKTIER MIN RISIKO		75.300	75.300
**D	EMPLOYEES RETIREMENT SYSTEM OF TEXAS		125.000	125.000
**D	DEUTSCHE XTRKS MSCI ALL WORLD HDG		2.300	2.300
**D	BOK MCM DM PEQ		19.496	19.496
**D	ACHIT HAI RHUMBLINE EAFE THE ARCHDIOCESE OF HARTFORD INVESTMENT TRUST		310	310
**D	HRCR RPMT HAP RHUMBLINE EAFE		266	266
**D	PUBLIC EMPLOYEES RETIREMENT SYSTEM OF MISSISSIPPI		73.202	73.202
**D	BNY MELLON GLOBAL FUNDS PLC		45.449	45.449
**D	GAMMA EMIRATES INVESTMENTS LLC		1.082	1.082
**D	NYKREDIT INVEST TAKTISK ALLOKERING		5.637	5.637
**D	WILM MULTI MGR FD JO HAMBRO		121.400	121.400
**D	56053 IP GLOBAL EQUITIES I		30.968	30.968
**D	PS FTSEAFI EU UCITS ETF BNYMTCIL		623	623

Assemblea Ordinaria del 18 aprile 2019

LISTA ESITO DELLE VOTAZIONE

Oggetto: Proposta di integrazione dei corrispettivi per l'incarico di revisione legale dei conti relativo agli esercizi 2018-2020

FAVOREVOLI

Badge	Ragione Sociale	Proprio	Delega	Totale
**D	POWERSHARES GLOBAL FUNDS IRELAND PLC		500	500
**D	PS FTSE RAFI DEVEL MAR EX US PORT		52.037	52.037
**D	BNYMCIL GLG EUROPEAN EQ ALTER TRAD		1.968	1.968
**D	PRUDENTIAL INVESTMENT PORTFOLIOS INC PRUDENTIAL BALANCED FUND		1.143	1.143
**D	AST JENNISON GLOBAL INFRASTR PDMM		17.680	17.680
**D	PRU JEN GL INFRASTRUCTURE FUND PDLF		56.765	56.765
**D	AST MORGAN STANLEY MULTI ASSET PDMS		2.158	2.158
**D	GREAT WEST INTERNATIONAL INDEX FUND		38.306	38.306
**D	COMMONWEALTH OF PENNSYLVANIA PUBLIC SCHOOLEMPOYEEES RETIREMENT SYSTEM		104.200	104.200
**D	ALLSTATE LIFE INSURANCE COMPANY		8.512	8.512
**D	PFI INTL EQUITY INDEX FUND		37.630	37.630
**D	BNYMCIL LAZARD GBL EQTY FRNCHS FND		456.780	456.780
**D	BNYMCIL LAZARD GBL LI EQUITY FD	5.644.166		5.644.166
**D	BNYTD CF MACQUARIE GBL INFERS SRS FD		69.224	69.224
**D	PFI OVERSEAS FD PMC		19.191	19.191
**D	BNYTD CF CANLIFE GBL INFRA FD		58.286	58.286
**D	CTJ RE STANLIB GLOBAL EQUITY FD AB		2.800	2.800
**D	ALLSTATE INSURANCE CO BLACKROCK		45.015	45.015
**D	NATWEST DEP NEWTON ML AS DIV RET FD		63.002	63.002
**D	IQ 50 PERCENT HEDGED FTSE INTL ETF		13.482	13.482
**D	IQ 50 PERCENT HEDGED FTSE EURO ETF		507	507
**D	DEUTSCHE XTRK MSCI EMU HDG EQ ETF		3.167	3.167
**D	VOYA INTERNATIONAL INDEX PORTFOLIO		62.932	62.932
**D	THE AMERICAN UNIVERSITY IN CAIRO		2.630	2.630
**D	CC COL EAFE Q UN 2		1.400	1.400
**D	CC COL EAFE Q UN 1		1.100	1.100
**D	NMPF COL EAFE NMP Q		2.200	2.200
**D	DAEC NQ SSGA TAX		599	599
**D	DAEC Q SSGA INTL TC		779	779
**D	PS6F STATE STREET INTL EQ		34.504	34.504
**D	SR5F PARAMETRIC DELTA SHIFT		1.232	1.232
**D	SEATTLE CITY EMPLOYEES RETIREMENT SYSTEM		497	497
**D	SEMPRA ENERGY PENSION MASTER TRUST		13.156	13.156
**D	TEACHERS' RETIREMENT SYSTEM OF LOUISIANA		1	1
**D	INVESTERINGSFORENINGEN LAEGERNES INVEST,		432	432
**D	ATK 21104 LPI AKT EUROPA II		26.720	26.720
**D	BLL AQUILA LIFE EUROPEAN EQUITY		486.731	486.731
**D	AST ACADEM STRAT AAJENNISON PD07		338.917	338.917
**D	BLL AQUILA LIFE GLOBAL MINIMUM		67.339	67.339
**D	BLL AQUILA LIFE MSCI WORLD FUND		78.780	78.780
**D	BLL AQUILA LIFE FTSE RAFI DEVELOPED		48.656	48.656
**D	PEI DIV REAL ASSET FUND MACQUARIE		747.392	747.392
**D	DEUTSCHE XTRKS MSCI EURO CCYHDG		45.978	45.978



LISTA ESITO DELLE VOTAZIONE

Oggetto: Proposta di integrazione dei corrispettivi per l'incarico di revisione legale dei conti relativo agli esercizi 2018-2020

FAVOREVOLI

Badge	Ragione Sociale	Proprio	Delega	Totale
**D	POWERSHARES PUREBETA FTSE DEVELOPED EX NORTHAMERICA PORTFOLIO		84	84
**D	SBSA GEPF BLACKROCK EQUITY		50.074	50.074
**D	KCLF COLONIAL 1ST ST GLI		85.479	85.479
**D	DEUTSCHE XTRKS MSCI EAFE CCYHDG		168.676	168.676
**D	DVHF DIV RSK HI DIV GL EQ		1.128	1.128
**D	PGTF DR NON US EQUITY GT		11.553	11.553
**D	DBX FTSE DEV EX US COMP FACTOR		1.304	1.304
**D	NATWEST DEP NEWTON MA INCOME FD		61.941	61.941
**D	SPARTAN INTL INDEX		938.882	938.882
**D	BELLSOUTH CORP REA VEDA TRUST		15.262	15.262
**D	CP2F LAZARD INFRASTRUCTURE		99.840	99.840
**D	ECBSEG		20.930	20.930
**D	DREYFUS INDEX FUNDS INC DREYFUS INTERNATIONAL STOCK INDEX FUND		21.775	21.775
**D	FIREFIGHTERS' RETIREMENT SYSTEM		110.461	110.461
**D	MNVF SSGA INTL EQUITY		2.252	2.252
**D	SHELL PENSION TRUST		14.928	14.928
**D	SHELL PENSION TRUST		9.135	9.135
**D	WF AND CO CASH PLN EVERGN INV 1		11.094	11.094
**D	WF AUTO CLUB INSURANCE ASSOCIATION		35.116	35.116
**D	MAN FUNDS PLC		20.000	20.000
**D	THE EUROPEAN CENTRAL BANK		21.023	21.023
**D	VIRTUS TOTAL RETURN FUND INC.		201.030	201.030
**D	BLACKROCK ACWI USIMI		157.290	157.290
**D	UFJF MCM MSCI WORLD FD		6.146	6.146
**D	PUBLIC EMPLOYEE RETIREMENT SYSTEM OF IDAHO		26.015	26.015
**D	STICHTING PENSIOENFONDS UWV		65.341	65.341
**D	STICHTING BEWAAREDER ACHMEA BELEGGINGSPOLS AIM AWW E7AFZ026002		32.371	32.371
**D	NSNF PARA EAFE MONTI		2.544	2.544
**D	NSNF PARA EAFE PI 1		1.975	1.975
**D	NSNF PARA EAFE PI 2		3.375	3.375
**D	VANGUARD INTL HIGH DIV YLD INDEX FD		67.637	67.637
**D	VANGURD GLOBAL MINMUM VOLTLITY FUND		221.896	221.896
**D	PDBF NUVEEN		133.783	133.783
**D	PG AND E CORPORATION RETIREMENT MASTER TRUST		265.406	265.406
**D	PGEF PG E QUALIFIED PANAGORA EAFE		11.077	11.077
**D	PGQF FIRST STATE		28.055	28.055
**D	CZ AANDELEN SSGA		4.546	4.546
**D	CENTRAL STATES SOUTHEAST AND SOUTHWEST AREAS PENSION FUND		142.637	142.637
**D	PRINCIPAL FUNDS INC DIVERSIFIED REAL ASSET FUND		574.292	574.292
**D	AZL INTERNATIONAL INDEX FUND		57.343	57.343
**D	DEUTSCHE XTRK MSCI STH EUR HDG ETF		231	231
**D	COUNTY EMPLOYEES ANNUITY AND BENEFIT FUND OF COOK COUNTY		16.964	16.964
**D	US BK BROOKFIELD GLB LST INF IN FD		336.800	336.800

Assemblea Ordinaria del 18 aprile 2019

LISTA ESITO DELLE VOTAZIONE

Oggetto: Proposta di integrazione dei corrispettivi per l'incarico di revisione legale dei conti relativo agli esercizi 2018-2020

FAVOREVOLI

Badge	Ragione Sociale	Proprio	Delega	Totale
**D	USBK BROOKFIELD GBL LIS INFRAS FD	278.900		278.900
**D	USBK BROOKFIELD REAL ASSETS SEC FD		38.300	38.300
**D	USBK AHAI RHUMBLINE ADVISERS		500	500
**D	USBK AMERICAN HEART ASSOCIATION INC		556	556
**D	LAWRENCE LIVERMORE NATIONAL SECURITY LLC AND LOS ALAMOS NATIONAL SECURITY LLC DEFINED BENEFIT BENEFIT PLANGROUP TRUST	7.540		7.540
**D	AP7 EQUITY FUND		524.747	524.747
**D	3M ERIP RAFI EAFE		1.062	1.062
**D	ALASKA PERMANENT FUND CORPORATION	463.443		463.443
**D	ALASKA PERMANENT FUND CORPORATION	10.086		10.086
**D	ALASKA PERMANENT FUND CORPORATION	490.050		490.050
**D	VIRGINIA RETIREMENT SYSTEM	249.535		249.535
**D	MIDDLETOWN WORKS HOURLY AND SALARIED UNION RETIREES HEALTH CARE FUND	1.859		1.859
**D	CPA COP PSERS PSERS ACWI X US INDEX	53.092		53.092
**D	IN8 COP TREAS PWP RHUMBLINE MSCI	2.262		2.262
**D	ENSGN PEAK OSAM INTL EQUITY	4.150		4.150
**D	LOUISIANA STATE ERS MSCI EXUS INDEX	1		1
**D	NV PERS MELLON CAPITAL INDEX	144.377		144.377
**D	NV PERS SSGA EAFE INDEX PUBLIC EMPLOYEES RETIREMENT SYSTEM OF NEVADA	111.702		111.702
**D	NV RBIF ALLNCEBRNSTN INTL EQ	3.479		3.479
**D	TEA BLACKROCK INC INTL	123.788		123.788
**D	AST GS MULTI ASSET PORT LIQ PDHB	5.709		5.709
**D	POOL RE L AND G MSCI EQ	8.457		8.457
**D	BLACKROCK LIFE LIMITED	22.787		22.787
**D	BLL AQUIL LIFGLO3000 FMEN WHT INDFD	19.232		19.232
**D	PENN SERIES DEV INTL INDEX FUND	3.881		3.881
**D	LEGG MASON GLOBAL FUNDS PLCLEGG MASON RARE INFRASTRUCTURE VALUE FUND	695.326		695.326
**D	BNYMTD BLK CONT EUR EQ TRCK FD INV	352.670		352.670
**D	FLORIDA RETIREMENT SYSTEM	21.572		21.572
**D	BLACKROCK WORLD EX FLORIDA RET SYS	112.595		112.595
**D	BROOKFIELD REAL ASSETS INCOME FUND INC	115.400		115.400
**D	PENSION RESERVES INVESTMENT TRUST FUND	131.985		131.985
**D	BELL ATLANTIC MASTER TRUST	46.068		46.068
**D	VOYA INTERNATIONAL CORE FUND	3.456		3.456
**D	DUKE ENERGY QUALIFIED NUCLEAR DECOMMISSIONING	3.463		3.463
**D	OPPENHEIMER INTERNATIONAL REVENUE ETF	373		373
**D	ASTO CLUB INSURANCE ASSOCIATION	96.481		96.481
**D	INDIANA PUBLIC RETIREMENT SYSTEM	27.878		27.878
**D	KENTUCKY RETIREMENT SYSTEMS	14.982		14.982
**D	KENTUCKY RETIREMENT SYSTEMS INSURANCE TRUST FUND	6.127		6.127
**D	PUBLIC EMPLOYEES RETIREMENT ASSOCIATION OF NEW MEXICO	27.025		27.025
**D	BOARD OF PENSIONS OF THE EVANGELICAL LUTHERAN CHURCH IN AMERICA	12.531		12.531
**D	THE STATE OF CONNECTICUT ACTING THROUGH ITS TREASURER	69.128		69.128



Assemblea Ordinaria del 18 aprile 2019

LISTA ESITO DELLE VOTAZIONE

Oggetto: Proposta di integrazione dei corrispettivi per l'incarico di revisione legale dei conti relativo agli esercizi 2018-2020

FAVOREVOLI

Badge	Ragione Sociale	Proprio	Delega	Totale
**D	SOUTH CAROLINA RETIREMENT SYSTEMS GROUP TRUST	7.634	7.634	7.634
**D	SOUTH CAROLINA RETIREMENT SYSTEMS GROUP TRUST	64.134	64.134	64.134
**D	TENNESSEE VALLEY AUTHORITY RETIREMENT SYSTEM	13.673	13.673	13.673
**D	UPS GROUP TRUST	57.993	57.993	57.993
**D	INTERNATIONAL BANK FOR RECONSTRUCTION AND DEVELOPMENT	2.505	2.505	2.505
**D	PRUDENTIAL INVESTMENT PORTFOLIO 2 PRUDENTIAL QMA INTL DEVELOPED MRKTS INDEX FUND	1.463	1.463	1.463
**D	ENERGY INSURANCE MUTUAL LIMITED	3.239	3.239	3.239
**D	METROPOLITAN LIFE INSURANCE COMPANY	22.873	22.873	22.873
**D	CENTRAL STATES SOUTHEAST AND SOUTHWEST AREAS PENSION FUND	11.584	11.584	11.584
**D	BNY MELLON GLOBAL FUNDS PLC	7.529	7.529	7.529
**D	IOWA PUBLIC EMPLOYEES` RETIREMENT SYSTEM	4.238	4.238	4.238
**D	FGT FRK GLOBAL LSTD INFRASTRUCT FD	96.410	96.410	96.410
**D	OPPENHEIMER INTERNATIONAL ULTRA DIVIDEND REVENUE ETF	184	184	184
**D	SANTA BARBARA COUNTY EMPLOYEES RETIREMENT SYSTEM	10.141	10.141	10.141
**D	SEI GLOBAL MASTER FUND PLC	9.075	9.075	9.075
**D	ALLIANCEBERNSTEIN FUND DYNAMIC	2.482	2.482	2.482
**D	NUVEEN GLOBAL INVESTORS FUND	56.545	56.545	56.545
**D	TRUST AND CUSTODY SERVICES	158.244	158.244	158.244
**D	KOKUSAI EQUITY INDEX FUND	10.101	10.101	10.101
**D	CONSULTING GROUP CAPITAL MARKE	14.125	14.125	14.125
**D	CNS GLOBAL LIST INFRASTRUCTURE	73.295	73.295	73.295
**D	WELLS FARGO LUX WORLDWIDE	14.330	14.330	14.330
**D	TOUCHSTONE FUNDS GROUP	9.938	9.938	9.938
**D	TRUST AND CUSTODY SERVICES BAN	98.092	98.092	98.092
**D	SHINKO GLOBAL INFRASTRUCTURE	24.922	24.922	24.922
**D	SG ACTIONS EUROPE MULTIGESTION	2.290	2.290	2.290
**D	OFI MARKET NEUTRAL EQUITY	22.989	22.989	22.989
**D	ETOLIE SECTORIELLE EUROPE	1.799	1.799	1.799
**D	ANTARIUS ROTATION SECTORIELLE	863	863	863
**D	MAAF ASSURANCE SA	213.864	213.864	213.864
**D	PROTEC BTP	4.704	4.704	4.704
**D	CENTRAL BANK OF IRELAND	842	842	842
**D	TOBAM ANTI-BENCHMARK EURO EQUITY	81.091	81.091	81.091
**D	AMUNDI INDEX MSCI EUROPE	73	73	73
**D	AMUNDI INDEX MSCI EMU	207.700	207.700	207.700
**D	AMUNDI INDEX MSCI WORLD	74	74	74
**D	AMUNDI INDEX EQUITY EUROPE LOW	101	101	101
**D	AMUNDI INDEX EQUITY GLOBAL LOW	44	44	44
**D	AMUNDI FUNDS EQUITY EUROPE RISK	5.611	5.611	5.611
**D	AMUNDI FUNDS EQUITY EURO RISK	139	139	139
**D	LA SAUVEGARDE (A) EUROPE	10.680	10.680	10.680
**D	GMF-VIE CANTON D (A) EUROPE	729.845	729.845	729.845
**D	GMF ASSURANCES (A) EUROPE	201.268	201.268	201.268

Assemblea Ordinaria del 18 aprile 2019

LISTA ESITO DELLE VOTAZIONE

Oggetto: Proposta di integrazione dei corrispettivi per l'incarico di revisione legale dei conti relativo agli esercizi 2018-2020

FAVOREVOLI

Badge	Ragione Sociale	Proprio	Delega	Totale
**D	MMA IARD SA (A) EUROPE		262.777	262.777
**D	FIDELIA ASSISTANCE		3.518	3.518
**D	ASSISTANCE PROTECTION JURIDIQUE (A)		25.384	25.384
**D	MAAF VIE ACTIF GENERAL		278.826	278.826
**D	ABP IARD		12.596	12.596
**D	MAAF VIE WINNEO PERP		2.108	2.108
**D	MAAF SANTE		10.115	10.115
**D	TONI ACTIONS 100		39.891	39.891
**D	VIVACCIO ACTIONS		135.224	135.224
**D	LBPAM ACTIONS 80		52.899	52.899
**D	LBPAM ACTIONS EUROPE MONDE		31.686	31.686
**D	ERISA ACTIONS EUROPE N2		22.176	22.176
**D	LBPAM STRATEGIE PEA 2		83.827	83.827
**D	LBPAM STRATEGIE PEA 1		59.341	59.341
**D	ROPS EURO P		124.235	124.235
**D	ICARE		14.299	14.299
**D	AMUNDI HORIZON		12.818	12.818
**D	PORTFOLIO LCR ACTIONS		3.726	3.726
**D	ROPS-SMART INDEX EURO		52.916	52.916
**D	IBM FRANCE		3.000	3.000
**D	FCP CARPIMKO EUROPE		13.199	13.199
**D	SEYOND ACTIONS EUROPEENNES		53.672	53.672
**D	SEYOND EQUITY FACTOR INVESTING		3.414	3.414
**D	AMUNDI ACTIONS EURO ISR		671	671
**D	ASSURDIX		35	35
**D	ATOUT EUROPE SMART BETA		91	91
**D	AMUNDI ETF FTSE ITALIA PIR UCITS		12.712	12.712
**D	AHL INSTITUTIONAL SERIES 3 LTD		7.407	7.407
**D	MAN AHL DIVERSIFIED MARKETS EU BEUR- WORLD TRADE CENTER		248	248
**D	MAN FUNDS VIII ICAV-MAN AHL DIVERSIFIED.		2.448	2.448
**D	GLG EUROPEAN LONG-SHORT MASTER FUND LTD MAPLES CORPORATE SERVICES LIMITED		399	399
**D	ELECTRON CAPITAL PARTNERS LLC ELECTRON GLOBAL MSTR FD LP		1.377.520	1.377.520
**D	ELECTRON CAPITAL PARTNERS LLC AGR TRADING SPC		19.577	19.577
**D	CASTLE HOOK MASTER FUND LTD C/O CASTLE HOOK PARTNERS LP		78.646	78.646
**D	MAKURIA LUXEMBOURG II SARL CO MAKURIA INVESTMENT MANAGEMENT (UK) LLP		1.439.414	1.439.414
**D	QUANTUM PARTNERS LP CO SOROS FUND MANAGEMENT LLC ACTING AS FUND MANAGER		449.340	449.340
**D	GOVERNMENT OF NORWAY		10.111.280	10.111.280
**D	NORGE'S BANK		147.680	147.680
**D	ENERGY SUPER		73.399	73.399
**D	MFC INVESTMENTS, MLC LIMITED		28.303	28.303
**D	NOVA MANAGEMENT LLP		858.334	858.334
**D	UBS (LUX) STRATEGY SICAV SAP DEFENSIVE (USD)		415	415
**D	UBS (LUX) STRATEGY SICAV SAP DYNAMIC (USD)		851	851



Assemblea Ordinaria del 18 aprile 2019

LISTA ESITO DELLE VOTAZIONE

Oggetto: Proposta di integrazione dei corrispettivi per l'incarico di revisione legale dei conti relativo agli esercizi 2018-2020

FAVOREVOLI

Badge	Ragione Sociale	Proprio	Delega	Totale
**D	UBS FUND MANAGEMENT (LUXEMBOURG) SA		4.854	4.854
**D	UBS FUND MANAGEMENT (LUXEMBOURG) SA		8.211	8.211
**D	UBS FUND MANAGEMENT (LUXEMBOURG) SA		689	689
**D	UBS FUND MANAGEMENT (LUXEMBOURG) SA		255	255
**D	UBS FUND MANAGEMENT (LUXEMBOURG) SA		165	165
**D	UBS FUND MANAGEMENT (LUXEMBOURG) SA		773	773
**D	UBS FUND MANAGEMENT (LUXEMBOURG) SA		1.218	1.218
**D	UBS FUND MANAGEMENT (LUXEMBOURG) SA		131	131
**D	UBS FUND MANAGEMENT (LUXEMBOURG) SA		1.134	1.134
**D	UBS FUND MANAGEMENT (LUXEMBOURG) SA		1.073	1.073
**D	UBS FUND MANAGEMENT (LUXEMBOURG) SA		916	916
**D	UBS FUND MANAGEMENT (LUXEMBOURG) SA		240	240
**D	UBS FUND MANAGEMENT (LUXEMBOURG) SA		771	771
**D	UBS FUND MANAGEMENT (LUXEMBOURG) SA		379	379
**D	UBS FUND MANAGEMENT (LUXEMBOURG) SA		1.751	1.751
**D	UBS FUND MANAGEMENT (LUXEMBOURG) SA		1.774	1.774
**D	UBS FUND MANAGEMENT (LUXEMBOURG) SA		2.480	2.480
**D	UBS FUND MANAGEMENT (LUXEMBOURG) SA		1.471	1.471
**D	UBS FUND MANAGEMENT (LUXEMBOURG) SA		137.920	137.920
**D	UBS FUND MANAGEMENT (SWITZERLAND) AG.		100	100
**D	UBS FUND MANAGEMENT (SWITZERLAND) AG.		73	73
**D	UBS FUND MANAGEMENT (SWITZERLAND) AG.		387	387
**D	UBS FUND MANAGEMENT (SWITZERLAND) AG.		536	536
**D	UBS FUND MANAGEMENT (SWITZERLAND) AG.		116	116
**D	UBS FUND MANAGEMENT (SWITZERLAND) AG.		148	148
**D	UBS FUND MANAGEMENT (SWITZERLAND) AG.		258.452	258.452
**D	UBS FUND MGT (CH) AG CH0467/UBSCHIF2-EQ GLOB		3.628	3.628
**D	VICTORIAN SUPERANNUATION FUND		279.284	279.284
**D	361 GLOBAL LONG/SHORT EQUITY FUNDAT		37.758	37.758
**D	A AND Q METRIC SPC- BLACK DIAMOND ARBITRAGE SP		57.939	57.939
**D	ABERDEEN INVESTMENT FUNDS UK ICVC II - ABERDEEN WORLD EQUITY ENHANCED INDEX FUND		18.529	18.529
**D	ABERDEEN INVESTMENT FUNDS UK ICVC II - ABERDEEN EUROPEAN EQUITY ENHANCED INDEX FUND		82.179	82.179
**D	AEGON CUSTODY B.V		85.691	85.691
**D	AEGON CUSTODY B.V		13.616	13.616
**D	AHL ALPHA MASTER LIMITED C/O CITCO TRUSTEES (CAYMAN) LIMITED		7.794	7.794
**D	AHL DIRECTIONAL EQUITIES MASTER LIMITED		4.538	4.538
**D	AHL EVOLUTION LTD SHARMAINE BERKELEY ARGONAUT LTD		168.961	168.961
**D	ANALYTIC GLOBAL LONG/SHORT EQUITY FUND II LP		7.781	7.781
**D	ATLAS QUANTITATIVE TRADING FUND LTD		30.369	30.369
**D	BERESFORD FUNDS PLC		65.708	65.708
**D	BLACK DIAMOND ARBITRAGE OFFSHORE LTD UBS (CAYMAN ISLANDS) LTD		21.604	21.604
**D	BLACK DIAMOND OFFSHORE LTD		8.888	8.888
**D	BLACK DIAMOND OFFSHORE LTD. C.O. UBS (CAYMAN ISLANDS) LTD		11.065	11.065


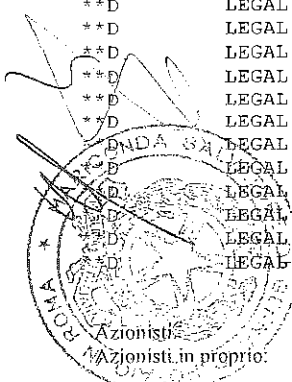
Assemblea Ordinaria del 18 aprile 2019

LISTA ESITO DELLE VOTAZIONE

Oggetto: Proposta di integrazione dei corrispettivi per l'incarico di revisione legale dei conti relativo agli esercizi 2018-2020

FAVOREVOLI

Badge	Ragione Sociale	Proprio	Delega	Totale
**D	BLACK DIAMOND RELATIVE VALUE	4.821	4.821	4.821
**D	BLACK DIAMOND RELATIVE VALUE CAYMAN LP	2.371	2.371	2.371
**D	BLACK DIAMOND RELATIVE VALUE OFFSHORE LTD.	4.997	4.997	4.997
**D	CBOSC ATF CW BK GRP SUP WGSS08	19.071	19.071	19.071
**D	CFSIL - COLONIAL FIRST STATE GLOBAL ASSET MANAGEMENT MULTI SECTOR TRUST 1	288	288	288
**D	CFSIL RE COLONIAL FIRST STATE INVESTMENT FUND 10	7.277	7.277	7.277
**D	CITITRUST LIMITED AS TRUSTEE OF BLACKROCK PREMIER FUNDS-BLACKROCK WORLD EQUITY INDEX FUND	2.774	2.774	2.774
**D	COLONIAL FIRST STATE INVESTMENTS LIMITED.	2.431	2.431	2.431
**D	COLONIAL FIRST STATE INVESTMENTS LIMITED.	879.091	879.091	879.091
**D	COLONIAL FIRST STATE INVESTMENTS LIMITED.	44.646	44.646	44.646
**D	COLONIAL FIRST STATE INVESTMENTS LIMITED.	10.827	10.827	10.827
**D	COLONIAL FIRST STATE INVESTMENTS LIMITED.	115.457	115.457	115.457
**D	COMMONWEALTH GLOBAL INFRASTRUCTURE SECURITIES FUND 1	356.378	356.378	356.378
**D	DOUBLE BLACK DIAMOND OFFSHORE LTD.	53.815	53.815	53.815
**D	DOUBLE BLACK DIAMOND OFFSHORE LTD. UBS (CAYMAN ISLANDS) LTD.	40.119	40.119	40.119
**D	GOTHAM CAPITAL V LLC	285	285	285
**D	GOVERNMENT OF SINGAPORE	1.471.088	1.471.088	1.471.088
**D	HOSTPLUS POOLED SUPERANNUATION TRUST	9.208	9.208	9.208
**D	INTERNATIONAL EQUITIES FUND	4.659	4.659	4.659
**D	IRISH LIFE ASSURANCE.	4.042	4.042	4.042
**D	IRISH LIFE ASSURANCE.	205.892	205.892	205.892
**D	IRISH LIFE ASSURANCE PLC	14.382	14.382	14.382
**D	IRISH LIFE ASSURANCE.	6.491	6.491	6.491
**D	IRISH LIFE ASSURANCE.	5.790	5.790	5.790
**D	IRISH LIFE ASSURANCE.	47.755	47.755	47.755
**D	JANUS HENDERSON CAPITAL FUNDS PLC.	153	153	153
**D	JOHN HANCOCK FUNDS II INTERNATIONAL STRATEGIC EQUITY ALLOCATION FUND	25.915	25.915	25.915
**D	JOHN HANCOCK VARIABLE INSURANCE TRUST INTERNATIONAL EQUITY INDEX TRUST	6.344	6.344	6.344
**D	K2 ELECTRON LIQUID GLOBAL MASTER FUND LTD	60.878	60.878	60.878
**D	LATVIJAS BANKA	1.911	1.911	1.911
**D	LEGAL AND GENERAL ASSURANCE PENSIONS MANAGEMENT LIMITED	19.115	19.115	19.115
**D	LEGAL AND GENERAL ASSURANCE PENSIONS MANAGEMENT LIMITED	25.037	25.037	25.037
**D	LEGAL AND GENERAL ASSURANCE PENSIONS MANAGEMENT LIMITED	5.028	5.028	5.028
**D	LEGAL AND GENERAL ASSURANCE PENSIONS MANAGEMENT LIMITED	52.680	52.680	52.680
**D	LEGAL AND GENERAL ASSURANCE PENSIONS MANAGEMENT LIMITED	17.228	17.228	17.228
**D	LEGAL AND GENERAL ASSURANCE PENSIONS MANAGEMENT LIMITED	94.015	94.015	94.015
**D	LEGAL AND GENERAL ASSURANCE PENSIONS MANAGEMENT LIMITED	4.990	4.990	4.990
**D	LEGAL AND GENERAL ASSURANCE PENSIONS MANAGEMENT LIMITED	12.539	12.539	12.539
**D	LEGAL AND GENERAL ASSURANCE PENSIONS MANAGEMENT LIMITED	6.748	6.748	6.748
**D	LEGAL AND GENERAL ASSURANCE PENSIONS MANAGEMENT LIMITED	23.939	23.939	23.939
**D	LEGAL AND GENERAL ASSURANCE PENSIONS MANAGEMENT LIMITED	12.638	12.638	12.638
**D	LEGAL AND GENERAL ASSURANCE PENSIONS MANAGEMENT LIMITED	124.923	124.923	124.923
**D	LEGAL AND GENERAL ASSURANCE PENSIONS MANAGEMENT LIMITED	10.571	10.571	10.571



Assemblea Ordinaria del 18 aprile 2019

LISTA ESITO DELLE VOTAZIONE

Oggetto: Proposta di integrazione dei corrispettivi per l'incarico di revisione legale dei conti relativo agli esercizi 2018-2020

FAVOREVOLI

Badge	Ragione Sociale	Proprio	Delega	Totale
**D	LEGAL AND GENERAL ASSURANCE PENSIONS MANAGEMENT LIMITED		28.545	28.545
**D	LEGAL AND GENERAL ASSURANCE PENSIONS MANAGEMENT LIMITED		1.037.608	1.037.608
**D	LEGAL AND GENERAL ASSURANCE PENSIONS MANAGEMENT LIMITED		3.118	3.118
**D	LEGAL AND GENERAL ASSURANCE PENSIONS MANAGEMENT LIMITED		8.283	8.283
**D	LEGAL AND GENERAL ASSURANCE PENSIONS MANAGEMENT LIMITED		7.795	7.795
**D	LEGAL AND GENERAL ASSURANCE PENSIONS MANAGEMENT LIMITED		1.380	1.380
**D	LEGAL AND GENERAL ASSURANCE PENSIONS MANAGEMENT LIMITED		484.370	484.370
**D	LEGAL AND GENERAL ASSURANCE PENSIONS MANAGEMENT LIMITED		1.257	1.257
**D	LEGAL AND GENERAL ASSURANCE PENSIONS MANAGEMENT LIMITED		1.652	1.652
**D	LEGAL AND GENERAL ASSURANCE PENSIONS MANAGEMENT LIMITED		17.936	17.936
**D	LEGAL AND GENERAL ASSURANCE PENSIONS MANAGEMENT LIMITED		65.764	65.764
**D	LEGAL AND GENERAL ASSURANCE PENSIONS MANAGEMENT LIMITED		115.320	115.320
**D	LEGAL AND GENERAL ASSURANCE SOCIETY LIMITED		3.964	3.964
**D	LEGAL AND GENERAL COLLECTIVE INVESTMENT TRUST		74.153	74.153
**D	LEGAL AND GENERAL INVESTMENT MANAGEMENT		328	328
**D	MACQUARIE INVESTMENT MANAGEMENT LIMITED		709.456	709.456
**D	MACQUARIE MULTI FACTOR FUND		5.101	5.101
**D	MACQUARIE TRUE INDEX GLOBAL INFRASECURITIES FUND		426.671	426.671
**D	MEDICAL ASSURANCE SOCIETY NEW ZEALAND LIMITED		4.621	4.621
**D	MONETARY AUTHORITY OF SINGAPORE		77.733	77.733
**D	NATIONAL COUNCIL FOR SOCIAL SECURITY FUND.		2.510	2.510
**D	NEUBURG NOMINEES LIMITED INVESTORS WHOLESALE GLOBAL EQUITY (INDEX) TRUST		22.312	22.312
**D	PINEBRIDGE FUND SERIES PINEBRIDGE EUROPE EQUITY FUND		83.764	83.764
**D	SDA INTL EQUITY INDEX FD-WORLD		16.503	16.503
**D	SOCIALLY RESPONSIBLE DEVELOPED MARKETS FUNDAMENTAL INDEX CTF		562	562
**D	STICHTING ALGEMEEN PENSIOENFONDS		16.898	16.898
**D	STICHTING PENSIOENFONDS METAAL		360.655	360.655
**D	STICHTING PGGM DEPOSITARY		437.869	437.869
**D	THE NOMURA TRUST AND BANKING CO LTD		14.220	14.220
**D	THE NOMURA TRUST AND BANKING CO LTD		1.348	1.348
**D	THREE BRIDGES EUROPE MASTER FUND LTD.		2.521	2.521
**D	TUDOR SYSTEMATIC TACTICAL TRADING LTD - SERGEY C/O TUDOR INVESTMENT CORPORATION		3.379	3.379
**D	VICTORY MARKET NEUTRAL INCOMEFUND		5.736	5.736
**D	VICTORYSHARES DEVELOPED ENHANCED VOLATILITY WTD INDEX ETF		12.158	12.158
**D	VICTORYSHARES INTERNATIONAL HIGHDIV VOLATILITY WTD INDEX ETF		17.215	17.215
**D	VICTORYSHARES INTERNATIONAL VOLATILITY WTD INDEX ETF		3.867	3.867
**D	ZURICH LIFE ASSURANCE PLC		82.583	82.583
**D	ABERDEEN INVESTMENT FUNDS UK ICVC II - ABERDEEN EUROPEAN EQUITY TRACKER FUND		1.076	1.076
**D	CBOSC-CBGS-WGSS07		3.565	3.565
**D	AEGON CUSTODY B.V.		70.452	70.452
**D	BEAUMONT HEALTH MASTER RETIREMENT TRUST		2.643	2.643
**D	KAISER PERMANENTE GROUP TRUST		1.178.994	1.178.994
**D	ARKWRIGHT, LLC		702	702



Assemblea Ordinaria del 18 aprile 2019

LISTA ESITO DELLE VOTAZIONE

Oggetto: Proposta di integrazione dei corrispettivi per l'incarico di revisione legale dei conti relativo agli esercizi 2018-2020

FAVOREVOLI

Badge	Ragione Sociale	Proprio	Delega	Totale
**D	KAISER FOUNDATION HOSPITALS		890.308	890.308
**D	BRUNEI INVESTMENT AGENCY		17.739	17.739
**D	BARINGS ACTIVE PASSIVE EQUITY DIRECT EAFE LLC		152	152
**D	INTERNATIONAL MONETARY FUND		11.636	11.636
**D	INTERNATIONAL MONETARY FUND		11.451	11.451
**D	LAUDUS INTERNATIONAL MARKETMASTERS FUND		3.210	3.210
**D	SCHWAB INTERNATIONAL EQUITY ETF		551.880	551.880
**D	SCHWAB FUNDAMENTAL INTERNATIONAL LARGE COMPANY INDEX ETF		133.757	133.757
**D	DUPONT PENSION TRUST		76.810	76.810
**D	JOHN HANCOCK VAR INS TRUST STRATEGIC EQUITY ALLOCATION TRUST		101.748	101.748
**D	JOHN HANCOCK FUNDS II STRATEGIC EQUITY ALLOCATION FUND		46.751	46.751
**D	LAZARD GLOBAL LISTED INFRASTRUCTURE PORTFOLIO	20.216.429		20.216.429
**D	LAZARD REAL ASSETS AND PRICING OPPORTUNITIES PORTFOLIO		6.689	6.689
**D	LAZARD EQUITY FRANCHISE PORTFOLIO		17.742	17.742
**D	LAZARD ESC GLOBAL LISTED INFRASTRUCTURE PORTFOLIO		26.924	26.924
**D	ALLIANZ GLOBAL INVESTORS GMBH FOR DBI-FONDS SFT 4		6.940	6.940
**D	COHEN + STEERS INFRASTRUCTURE FUND, INC.		844.646	844.646
**D	MANNING AND NAPIER		885	885
**D	GOLDMAN SACHS TRUST II-GOLDMAN SACHS M-M REAL ASSETS STRAT FD		70.111	70.111
**D	GOLDMAN SACHS TRUST - GOLDMAN SACHS GLOBAL INFRASTRUCTURE FUND		92.896	92.896
**D	ALLIANCEBERNSTEIN GLOBAL RISK ALLOCATION FUND INC		613	613
**D	ALLIANCEBERNST VAR PROD SER F INC.ALLIANCEB DYN ASSET ALL PTF		176	176
**D	JOHN HANCOCK LIFE AND HEALTH INSURANCE COMPANY		26.295	26.295
**D	THE MASTER TRUST BK OF JP LTD: HITACHI FOREIGN EQ INDEX MF		10.334	10.334
**D	SPDR MSCI WORLD QUALITY MIX FUND		314	314
**D	RUSSELL TRUST CO COMMINGLED EMPLOYEE BENEFIT FUNDS TRUST		507.606	507.606
**D	IBM RETIREMENT PLAN		3.150	3.150
**D	THORNBURG INTERNATIONAL VALUE FUND		1.454.856	1.454.856
**D	THORNBURG INVESTMENT INCOME BUILDER FUND		12.216.878	12.216.878
**D	THORNBURG GLOBAL OPPORTUNITIES FUND		2.794.911	2.794.911
**D	AMERICAN BUREAU OF SHIPPING		468	468
**D	THE MAS TR BK OF JAPAN,LTD.ATF GL BL RK CON FD K(FOR QII ONLY)		3.529	3.529
**D	JP TR SERV BK LTD ATF MATB MSCI KOKUSAI INDEX MOTHER F		2.714	2.714
**D	REAVES UTILITY INCOME FUND		80.000	80.000
**D	ALPINE GLOBAL INFRASTRUCTURE FUND		57.800	57.800
**D	ANIMA FUNDS PLC		283.027	283.027
**D	ARCHITAS MULTI-MANAGER GLOBAL FUNDS UNIT TRUST		24.175	24.175
**D	STATE OF ALASKA RETIREMENT AND BENEFITS PLANS		111.100	111.100
**D	STATE OF ALASKA RETIREMENT AND BENEFITS PLANS		264.604	264.604
**D	UNITED TECHNOLOGIES CORPORATION EMPLOYEE SAVINGS PLAN		38.691	38.691
**D	BEAR CREEK INC.		400	400
**D	THE WALT DISNEY COMPANY RETIREMENT PLAN MASTER TRUST		7.842	7.842
**D	BROOKFIELD REAL ASSETS HYBRID MASTER FUND L.P		17.100	17.100



Assemblea Ordinaria del 18 aprile 2019

LISTA ESITO DELLE VOTAZIONE

Oggetto: Proposta di integrazione dei corrispettivi per l'incarico di revisione legale dei conti relativo agli esercizi 2018-2020

FAVOREVOLI

Badge	Ragione Sociale	Proprio	Delega	Totale
**D	BMO MSCI EAFE INDEX ETF		62.113	62.113
**D	MET INVESTOR SERIES TRUST-ALLIANC GLOBAL DYNAMIC ALL PTF		41.894	41.894
**D	PACE ALTERNATIVE STRATEGIES INVESTMENTS		6.472	6.472
**D	UBS (US) GROUP TRUST		23.474	23.474
**D	UAW RETIREE MEDICAL BENEFITS TRUST		79.214	79.214
**D	CENTRAL PROVIDENT FUND BOARD		2.868	2.868
**D	CITY UNIVERSITY OF NEW YORK		583	583
**D	DESJARDINS GLOBAL INFRASTRUCTURE FUND		321.855	321.855
**D	CALVERT VP EAFE INTERNATIONAL INDEX PORTFOLIO		4.209	4.209
**D	CALVERT RESP INX SRS, INC.-CLVRT DVD MRKTS EX-U.S. RSP INX FD		5.745	5.745
**D	CAISSE DE DEPOT ET PLACEMENT DU QUEBEC		306.998	306.998
**D	THE REGENTS OF THE UNIVERSITY OF CALIFORNIA		357.632	357.632
**D	FIDELITY CANADIAN LARGE CAP FUND		121.572	121.572
**D	FIDELITY GLOBAL ASSET ALLOCATION FUND		47.789	47.789
**D	FIDELITY INCOME ALLOCATION FUND		8.206	8.206
**D	FIDELITY MONTHLY INCOME FUND		70.384	70.384
**D	FIDELITY NORTHSTAR FUND		2.400.000	2.400.000
**D	FIDELITY CONCENTRATED VALUE INVESTMENT TRUST		31.193	31.193
**D	FIDELITY CAPITAL STRUCTURE CORP.		14.876	14.876
**D	FEG SELECT, LLC		696	696
**D	PARAMETRIC INTERNATIONAL EQUITY FUND		22.750	22.750
**D	FUNDO DE SEGURANCA SOC GOV. DA REGIAO ADM. ESPECIAL DE MACAU		12.697	12.697
**D	FRANKLIN TEMPLETON ETF TRUST - FRANKLIN FTSE EUROPE ETF		4.448	4.448
**D	FRANKLIN TEMPLETON ETF TRUST - FRANKLIN FTSE ITALY ETF		15.480	15.480
**D	FRANKLIN FTSE EUROPE EX U.K. INDEX ETF		9.751	9.751
**D	FRANKLIN TEMPLETON ETF TRUST - FRANKLIN FTSE EUROPE HEDGED ETF		264	264
**D	TAX - MANAGED INTERNATIONAL EQUITY PORTFOLIO		4.194	4.194
**D	PARTNERS GROUP PRIVATE EQUITY DC COLLECTIVE INVESTMENT TR		12.024	12.024
**D	RUSSELL INVESTMENT COMPANY RUSSELL TAX-MANAGED INTL EQ FUND		16.850	16.850
**D	RUSSELL INVESTMENT COMPANY RUSSELL GLOBAL INFRASTRUCTURE FUND		810.841	810.841
**D	RUSSELL INVESTMENT COMPANY RUSSELL MULTI-STRATEGY INCOME FUND		14.633	14.633
**D	RUSSELL INVESTMENT COMPANY MULTIFACTOR INTERNATIONAL EQUITY F		53.897	53.897
**D	ROCHE U.S. RETIREMENT PLANS MASTER TRUST		211.604	211.604
**D	RUSSELL INVESTMENT COMPANY MULTI-ASSET GROWTH STRATEGY FUND		93.168	93.168
**D	BROOKFIELD GLOBAL REAL ASSET FUND		14.700	14.700
**D	TRANSAMERICA INTERNATIONAL EQUITY INDEX VP		962	962
**D	LAZARD GLOBAL INFRASTRUCTURE FUND		662.996	662.996
**D	FIRST CHURCH OF CHRIST, SCIENTIST		347	347
**D	TANGERINE DIVIDEND PORTFOLIO		6.436	6.436
**D	TANGERINE BALANCED INCOME PORTFOLIO		1.107	1.107
**D	TANGERINE BALANCED PORTFOLIO		7.475	7.475
**D	TANGERINE BALANCED GROWTH PORTFOLIO		6.454	6.454
**D	TANGERINE EQUITY GROWTH PORTFOLIO		7.930	7.930

Pagina 24

Azionisti:	1.399	Teste:	20
Azionisti in proprio:	12	Azionisti in delega:	1.387


Assemblea Ordinaria del 18 aprile 2019

LISTA ESITO DELLE VOTAZIONE

Oggetto: Proposta di integrazione dei corrispettivi per l'incarico di revisione legale dei conti relativo agli esercizi 2018-2020

FAVOREVOLI

Badge	Ragione Sociale	Proprio	Delega	Totale
**D	LAZARD GLOBAL LISTED INFRASTRUCTURE (CANADA) FUND		1.637.187	1.637.187
**D	LAZARD GLOBAL EQUITY FRANCHISE (CANADA) FUND		217.471	217.471
**D	MM MSCI EAFE INTERNATIONAL INDEX FUND		7.890	7.890
**D	JANUS CAPITAL MANAGEMENT LLC		3	3
**D	JNL/MELLON CAPITAL MSCI WORLD INDEX FUND		4.241	4.241
**D	INTECH GLOBAL ALL COUNTRY ENHANCED INDEX FUND LLC		467	467
**D	SUNAMERICA EQUITY FUNDS SUNAMERICA INTERNATIONAL DIV ST FUND		59.726	59.726
**D	SUNAMERICA SPECIALTY SERIES AIG INCOME EXPLORER FUND		8.799	8.799
**D	SEASONS SERIES TRUST SA MULTI-MANAGED INT EQUITY PTF		5.090	5.090
**D	SUNAMERICA SERIES TRUST - SA INTERNATIONAL INDEX PORTFOLIO		14.400	14.400
**D	OPENWORLD PUBLIC LIMITED COMPANY		638.571	638.571
**D	STATE STREET GLOBAL EQUITY EX-US INDEX PORTFOLIO		51.853	51.853
**D	STATE STREET INTERNATIONAL DEVELOPED EQUITY INDEX PORTFOLIO		111.340	111.340
**D	DEUTSCHE EAFE EQUITY INDEX FUND		1.598	1.598
**D	INVESCO GLOBAL INFRASTRUCTURE FUND		19.698	19.698
**D	KP INTERNATIONAL EQUITY FUND		11.313	11.313
**D	CAYMAN ISLANDS CHAMBER OF COMMERCE PENSION FUND		4.098	4.098
**D	RHUMBLINE INTERNATIONAL POOLED INDEX TRUST		6.840	6.840
**D	LVIP SSGA INTERNATIONAL INDEX FUND		91.532	91.532
**D	SPDR MSCI ACWI IMI ETF		1.699	1.699
**D	SPDR MSCI EAFE FOSSIL FUEL RESERVES FREE ETF		2.842	2.842
**D	SPDR MSCI WORLD STRATEGICFACTORS ETF		94	94
**D	SPDR MSCI ACWI LOW CARBON TARGET ETF		1.948	1.948
**D	LAZARD GLOBAL INVESTMENT FUNDS PUBLIC LIMITED COMPANY		4.823	4.823
**D	ALLIANCEBERNSTEIN INTERNATIONAL ALL-COUNTRY PASSIVE SERIES		2.309	2.309
**D	MARYLAND STATE RETIREMENT & PENSION SYSTEM		11.153	11.153
**D	RUSSELL INV MULTI-ASSET FACTOR EXPOSURE FUND		19.839	19.839
**D	THE PRUDENTIAL INSURANCE COMPANY OF AMERICA		40.957	40.957
**D	MDPIM INTERNATIONAL EQUITY INDEX POOL		3.799	3.799
**D	MERCER QIF CCF		53.442	53.442
**D	MORGAN STANLEY INST FUND INC. GLOBAL INFRASTRUCTURE PORTFOLIO		152.772	152.772
**D	MORGAN STANLEY INSTITUTIONAL FUND INC MULTI- ASSET PORTFOLIO		7.293	7.293
**D	GTAA PANTHER FUND L.P		202.882	202.882
**D	MGI FUNDS PLC		368.114	368.114
**D	MERCER QIF CCF		19.131	19.131
**D	MORGAN STANLEY INSTITUTIONAL FUND, INC.- REAL ASSETS PORTFOLIO		964	964
**D	MORGAN STANLEY INSTITUTIONAL FUND TR- GL MULTI-ASSET INC PTF		1.925	1.925
**D	BRIGHTHOUSE FUNDS TRUST I - PANAGORA GLOBAL DIV RISK PORTFOLIO		929	929
**D	NOVEM REAL ASSET INCOME FUND		127.969	127.969
**D	NOVEM REAL ASSET INCOME AND GROWTH FUND		50.256	50.256
**D	RUSSELL INVESTMENT COMPANY PLC		9.049	9.049
**D	HARTFORD LIFE INSURANCE COMPANY		3.651	3.651
**D	NORTHROP GRUMMAN CORPORATION VEB MASTER TRUST I		604	604



Assemblea Ordinaria del 18 aprile 2019

LISTA ESITO DELLE VOTAZIONE

Oggetto: Proposta di integrazione dei corrispettivi per l'incarico di revisione legale dei conti relativo agli esercizi 2018-2020

FAVOREVOLI

Badge	Ragione Sociale	Proprio	Delega	Totale
**D	TEXAS MUNICIPAL RETIREMENT SYSTEM		60.216	60.216
**D	NBI CANADIAN FAMILY BUSINESS ETF		19.825	19.825
**D	STATE OF NEW JERSEY COMMON PENSION FUND D		305.527	305.527
**D	CITY OF NEW YORK GROUP TRUST		183.477	183.477
**D	PIMCO EQUITY SERIES:PIMCO RAFI DYNAMIC MULTI-FACTOR INT EQ ETF		755	755
**D	FIDELITY COVINGTON TRUST: FIDELITY TARGETED INT FACTOR ETF		1.320	1.320
**D	FIDELITY COVINGTON TRUST - FIDELITY INTERNATIONAL HIGH DID ETF		6.535	6.535
**D	FIDELITY INTERNATIONAL HIGH DIVIDEND INDEX ETF		11.438	11.438
**D	FIDELITY INTERNATIONAL LOW VOLATILITY INDEX ETF		807	807
**D	PIMCO FUNDS GLOBAL INVESTORS SERIES PLC		239	239
**D	PIMCO RAE FUNDAMENTAL INTERNATIONAL FUND LLC		6.674	6.674
**D	PRINCIPAL EXCHANGE-TRADED FDS-PRINC INT MULTI-FACTOR INDEX ETF		937	937
**D	PRINCIPAL DIVERSIFIED REAL ASSET CIT		252.032	252.032
**D	PRINCIPAL DIVERSIFIED REAL ASSET CIT		184.537	184.537
**D	PFM MULTI-MANAGER SERIES TRUST - PFM MULTI-MANAGER INT EQ FD		3.697	3.697
**D	INTEL CORPORATION RETIREE MEDICAL PLAN TRUST		8.065	8.065
**D	ALASKA COMMON TRUST FUND		16.336	16.336
**D	RUSSELL INVESTMENTS GLOBAL INFRASTRUCTURE POOL		1.636.707	1.636.707
**D	RUSSELL INVESTMENTS OVERSEAS EQUITY POOL		2.763	2.763
**D	RUSSELL INVESTMENTS MULTI-FACTOR INTERNATIONAL EQUITY POOL		4.036	4.036
**D	RUSSELL INSTITUTIONAL FUNDS,LLC-RUSSELL INTL EQUITY FUND		2.209	2.209
**D	RUSSELL INSTL FUNDS,LLC-RUSSELL GLOB LISTED INFRA FUND		280.278	280.278
**D	RUSSELL INVESTMENTS OVERSEAS EQUITY FUND		1.695	1.695
**D	GOV OF HM THE SULTAN AND YANG DI-PERTUAN OF BRUNEI DARUSSALAM		19.724	19.724
**D	BANK OF KOREA		47	47
**D	BANK OF KOREA		462	462
**D	SCOTIA PRIVATE GLOBAL INFRASTRUCTURE POOL		339.701	339.701
**D	SSGA MSCI ACWI EX-USA INDEX NON-LENDING DAILY TRUST		12.613	12.613
**D	STATE STREET IRELAND UNIT TRUST		62.745	62.745
**D	GTAAN - SL LP		41.122	41.122
**D	THE WORKERS' COMPENSATION BOARD		1.011.739	1.011.739
**D	SSGA SPDR ETFS EUROPE I PUBLIC LIMITED COMPANY		64.769	64.769
**D	SSGA SPDR ETFS EUROPE II PUBLIC LIMITED COMPANY		83.223	83.223
**D	CALIFORNIA PUBLIC EMPLOYEES RETIREMENT SYSTEM		796.359	796.359
**D	ROMAN CATHOLIC BISHOP OF SPRINGFIELD A CORPORATION SOLE		258	258
**D	DELTASHARES S+P INTERNATIONAL MANAGED RISK ETF		6.289	6.289
**D	TEACHER RETIREMENT SYSTEM OF TEXAS		350.811	350.811
**D	TJ-NONQUALIFIED, LLC		60.260	60.260
**D	TJ-QUALIFIED, LLC		45.316	45.316
**D	PINEBRIDGE GLOBAL FUNDS		17.425	17.425
**D	UBS (IRL) ETF PLC		2.144	2.144
**D	VANGUARD FTSE DEVELOPED EUROPE ALL CAP INDEX ETF		8.876	8.876
**D	VANGUARD FTSE DEVELOPED ALL CAP EX NORTH AMERICA INDEX ETF		19.704	19.704

Assemblea Ordinaria del 18 aprile 2019

LISTA ESITO DELLE VOTAZIONE
 Oggetto: Proposta di integrazione dei corrispettivi per l'incarico di revisione legale dei conti relativo agli esercizi 2018-2020
 FAVOREVOLI

Badge	Ragione Sociale	Proprio	Delega	Totale
**D	VANGUARD DEVEL ALL-CAP EX NORTH AMERICA EQT IND POOLED FUND	1.583	1.583	1.583
**D	VANGUARD GLOBAL MINIMUM VOLATILITY ETF	1.128	1.128	1.128
**D	VANGUARD FTSE DEVEL EX NTH AMER HIGH DIVIDEND YIELD INDEX ETF	545	545	545
**D	ALLIANZ GLOBAL INVESTORS GMBH FOR ALLIANZGI-FONDS VDB	9.120	9.120	9.120
**D	VANGUARD INVESTMENTS II COMMON CONTRACTUAL FUND	17.122	17.122	17.122
**D	VANGUARD INVESTMENTS COMMON CONTRACTUAL FUND	62.997	62.997	62.997
**D	VANGUARD FTSE DEVELOPED EUROPE INDEX ETF	1.698	1.698	1.698
**D	WELLS FARGO BK DECL OF TR EST INV FUNDS FOR EMPLOYEE BEN TR	81.177	81.177	81.177
**D	WELLS FARGO MASTER TRUST-WELLS FRGO FACTR ENHANCED INT PRTELIO	30.935	30.935	30.935
**D	WILMINGTON TRUST, NATIONAL ASSOCIATION	4.010	4.010	4.010
**D	DIVERSIFIED MARKETS (2010) POOLED FUND TRUST	8.137	8.137	8.137
**D	WASHINGTON STATE INVESTMENT BOARD	168.288	168.288	168.288
**D	WASHINGTON STATE INVESTMENT BOARD	3.295	3.295	3.295
**D	NEW YORK STATE TEACHERS RETIREMENT SYSTEM	185.117	185.117	185.117
**D	BMO MONTHLY INCOME FUND	84.289	84.289	84.289
**D	BMO GLOBAL INFRASTRUCTURE FUND	125.680	125.680	125.680
**D	BMO DIVERSIFIED INCOME PORTFOLIO	33.122	33.122	33.122
**D	PRUDENTIAL RETIREMENT INSURANCE & ANNUITY COMPANY	11.995	11.995	11.995
**D	MANULIFE ASSET MANAGEMENT INTERNATIONAL EQUITY INDEX POOLED F	19.724	19.724	19.724
**D	SS BK AND TRUST COMPANY INV FUNDS FOR TAXEXEMPT RETIREMENT PL	2.351.018	2.351.018	2.351.018
**D	SSGA RUSSELL FD GL EX-US INDEX NONLENDING QP COMMON TRUST FUND	6.837	6.837	6.837
**D	SSGA FTSE RAFI DEVELOPED 1000 INDEX NON-LENDING COMMON TR F	6.078	6.078	6.078
**D	SS FTSE DEV COMPREHENSIVE FACTOR IND NON-LENDING COMMON TRU FD	7.418	7.418	7.418
**D	STATE STREET SP GLO INFRA INDEX NON-LENDING COMMON TRUST FUND	594.336	594.336	594.336
**D	STATE STREET RAFI DEVELOP EX-US INDEX NON-LENDING COMMON TR FD	1.293	1.293	1.293
**D	MSCI EAFE PROV SCREENED INDEX NON - LENDING COMMON TR FUND	8.854	8.854	8.854
**D	VANGUARD TOTAL WORLD STOCK INDEX FUND	176.970	176.970	176.970
**D	VANGUARD DEVELOPED MARKETS INDEX FUND	3.208.985	3.208.985	3.208.985
**D	STATE STREET GLOBAL ADVISORS LUXEMBOURG SICAV	197.173	197.173	197.173
**D	UBS ETF	775.030	775.030	775.030
**D	ISHARES MSCI ACWI ETF	153.276	153.276	153.276
**D	ISHARES MSCI ACWI EX US ETF	91.476	91.476	91.476
**D	ISHARES EUROPE ETF	112.814	112.814	112.814
**D	ISHARES MSCI EAFE ETF	2.225.444	2.225.444	2.225.444
**D	ISHARES MSCI EAFE VALUE ETF	430.636	430.636	430.636
**D	ISHARES MSCI EUROZONE ETF	25.532	25.532	25.532
**D	ISHARES MSCI EUROZONE ETF	766.500	766.500	766.500
**D	ISHARES MSCI ITALY ETF	699.436	699.436	699.436
**D	ISHARES MSCI KOKUSAI ETF	1.848	1.848	1.848
**D	ISHARES GLOBAL INFRASTRUCTURE ETF	4.884.650	4.884.650	4.884.650
**D	ISHARES MSCI DEVELOPED WORLD INDEX FUND	2.012	2.012	2.012
**D	ISHARES CORE MSCI EAFE ETF	1.846.097	1.846.097	1.846.097
**D	ISHARES CORE MSCI TOTAL INTERNATIONAL STOCK ETF	290.053	290.053	290.053



Assemblea Ordinaria del 18 aprile 2019

LISTA ESITO DELLE VOTAZIONE

Oggetto: Proposta di integrazione dei corrispettivi per l'incarico di revisione legale dei conti relativo agli esercizi 2018-2020

FAVOREVOLI

Badge	Ragione Sociale	Proprio	Delega	Totale
**D	ISHARES CORE MSCI INTERNATIONAL DEVELOPED MARKETS ETF		41.816	41.816
**D	ISHARES MSCI WORLD ETF		9.384	9.384
**D	ISHARES CORE MSCI EAFE IMI INDEX ETF		59.499	59.499
**D	ISHARES MSCI EUROPE IMI INDEX ETF		11.024	11.024
**D	ISHARES MSCI ACWI LOW CARBON TARGET ETF		11.534	11.534
**D	ISHARES CORE MSCI EUROPE ETF		166.484	166.484
**D	ISHARES EDGE MSCI INTL SIZE FACTOR ETF		235	235
**D	ISHARES INTERNATIONAL FUNDAMENTAL INDEX ETF		4.721	4.721
**D	BLACKROCK CDN MSCI EAFE EQUITY INDEX FUND		205.808	205.808
**D	BLACKROCK CDN WORLD INDEX FUND		15.394	15.394
**D	BLACKROCK CDN MSCI EAFE INDEX PLUS FUND		3.685	3.685
**D	BLACKROCK CDN GLOBAL INFRASTRUCTURE EQUITY INDEX FUND		596.358	596.358
**D	ISHARES MSCI EAFE INTERNATIONAL INDEX FUND		283.590	283.590
**D	ACWI EX-US INDEX MASTER PORTFOLIO OF MASTER INVESTMENT PTF		19.204	19.204
**D	PROXY TEAM PARAMETRIC PORTFOLIO ASSOCIATES		2.397	2.397
**D	TEACHERS' RETIREMENT SYSTEM OF THE STATE OF ILLINOIS		73.415	73.415
**D	IBM 401K PLUS PLAN		88.706	88.706
**D	COLLEGE RETIREMENT EQUITIES FUND		568.469	568.469
**D	TIAA-CREF INTERNATIONAL EQUITY INDEX FUND		402.551	402.551
**D	RUSSELL INVESTMENT COMPANY - RUSSELL INTERN DEVELOPED MKT F		52.453	52.453
**D	VALIC COMPANY I - INTERNATIONAL EQUITIES FUND		35.133	35.133
**D	BRIGHTHOUSE FUNDS TRUST II - METLIFE MSCI EAFE INDEX PTF		36.067	36.067
**D	STATE OF MINNESOTA		269.976	269.976
**D	RUSSELL INVESTMENT FUNDS INTERNATIONAL DEVELOPED MARKETS FUND		3.171	3.171
**D	SPDR MSCI ACWI EX-US ETF		77.364	77.364
**D	SPDR S&P GLOBAL INFRASTRUCTURE ETF		542.184	542.184
**D	SPDR S&P WORLD (EX-US) ETF		101.037	101.037
**D	MORGAN STANLEY VAR INS FUND, INC. GLOBAL INFRASTRUCTURE PORT		33.076	33.076
**D	MORGAN STANLEY INSTITUTIONAL FD TR - GLOBAL STRATEGIST PTF		25.906	25.906
**D	MORGAN STANLEY VAR INS FUND, INC. GLOBAL STRATEGIST PORTFOLIO		9.613	9.613
**D	ONTARIO TEACHERS PENSION PLAN BOARD		48.943	48.943
**D	COMMON TRUST ITALY FUND		428.523	428.523
**D	ISHARES PUBLIC LIMITED COMPANY		243.106	243.106
**D	ISHARES II PUBLIC LIMITED COMPANY		624.532	624.532
**D	ISHARES V PUBLIC LIMITED COMPANY		27.227	27.227
**D	ISHARES III PUBLIC LIMITED COMPANY		286.372	286.372
**D	ISHARES VI PUBLIC LIMITED COMPANY		30.862	30.862
**D	ISHARES IV PUBLIC LIMITED COMPANY		99.551	99.551
**D	ISHARES VII PLC		426.992	426.992
**D	BLACKROCK AM DE FOR ISHARES EURO STOXX UCITS ETF (DE)		150.398	150.398
**D	BLACKROCK AM DE FOR ISHS STOXX EUROPE LARGE 200 UCITS ETF (DE)		7.401	7.401
**D	ISHARES I INV MIT TGV F ISHS ST EUR600 IND.GOODS+SER.UCITS ETF		83.995	83.995
**D	BLACKROCK AM DE FOR ISHARES STOXX EUROPE 600 UCITS ETF (DE)		319.415	319.415

Assemblea Ordinaria del 18 aprile 2019

LISTA ESITO DELLE VOTAZIONE

Oggetto: Proposta di integrazione dei corrispettivi per l'incarico di revisione legale dei conti relativo agli esercizi 2018-2020

FAVOREVOLI

Badge	Ragione Sociale	Proprio	Delega	Totale
**D	BLACKROCK AM SCHWEIZ AG OBO BIFS WORLD EX SWITZ EQ INDEX FUND		12.133	12.133
**D	PACE INTERNATIONAL EQUITY INVESTMENTS		100.900	100.900
**D	MAINSTAY MACKAY INTERNATIONAL OPPORTUNITIES FUND		18.943	18.943
**D	MANAGED PENSION FUNDS LIMITED		317.920	317.920
**D	SCOTTISH WIDOWS OVERSEAS GROWTH INV F ICVC - EURO GROWTH F		406.302	406.302
**D	SCOTTISH WIDOWS OVERSEAS GROWTH INV FUNDS ICVC-GLOBAL GROW F		156.816	156.816
**D	SCOTTISH WIDOWS INV SOLUTIONS F ICVC- EUROPEAN (EX UK) EQ FD		126.075	126.075
**D	THE TRUSTEES OF CONOCOPHILLIPS PENSION PLAN		7.625	7.625
**D	FAMILY INVESTMENTS CHILD TRUST FUND		15.919	15.919
**D	FAMILY INVESTMENTS GLOBAL ICVC FAMILY BALANCED INT FUND		11.226	11.226
**D	HSBC AS TRUSTEE FOR SSGA EUROPE EX UK EQUITY TRACKER FUND		462.228	462.228
**D	NATWEST TRU+DEP SERV LTD ATO ST. JAMES'S PL GL EQ UN TR		160.708	160.708
**D	OMNIS MANAGED INVESTMENTS ICVC - OMNIS MULTI-ASSET INCOME FUND		138.759	138.759
**D	HBOS INTERNATIONAL INV FUNDS ICVC- EUROPEAN FUND		149.088	149.088
**D	HBOS INTERNATIONAL INV FUNDS ICVC- INTERNATIONAL GROWTH FUND		299.241	299.241
**D	STICHTING PENSIOENFONDS CHEMOURS NEDERLAND		3.506	3.506
**D	THE TRUSTEES OF GOLDMAN SACHS UK RETIREMENT PLAN		1.715	1.715
**D	STICHTING PHILIPS PENSIOENFONDS		67.874	67.874
**D	LEGG MASON FUNDS ICVC- LEGG MASON IF RARE GLOBAL INF INC FUND		1.091.319	1.091.319
**D	BAHRAIN MUMTALAKAT HOLDING COMPANY		27.776	27.776
**D	VANGUARD INV FDS ICVC-VANG FTSE DEV WOR LD EX - UK EQT IND FD		93.642	93.642
**D	VANGUARD INV F ICVC-VANGUARD FTSE DEV EUROPE EX-UK EQ INDEX F		184.206	184.206
**D	VANGUARD INV FUNDS ICVC-VANGUARD FTSE GLOB ALL CAP IND FUND		1.935	1.935
**D	SCOTTISH WID INV SOLS F ICVC - FDMNTL LOW VOL IND GLO EQT F		61.707	61.707
**D	PUBLIC AUTHORITY FOR SOCIAL INSURANCE		4.699	4.699
**D	SCOTTISH WIDOWS INV SOL F ICVC- FUNDAMENTAL INDEX GLB EQ F		76.086	76.086
**D	STATE STREET INTERNATIONAL EQUITIES INDEX TRUST		9.618	9.618
**D	SPDR S+P WORLD EX AUSTRALIA FUND		2.439	2.439
**D	ARGO GLOBAL LISTED INFRASTRUCTURE LIMITED		108.617	108.617
**D	RUSSELL INVESTMENTS LOW CARBON GLOBAL SHARES FUND		2.846	2.846
**D	CHRISTIAN SUPER		1.945	1.945
**D	EMERGENCY SERVICES SUPERANNUATION SCHEME		2.461	2.461
**D	FIRST STATE SUPERANNUATION SCHEME		79.269	79.269
**D	RUSSELL INVESTMENTS GLOBAL LISTED INFRASTRUCTRE FUND - HEDGED		294.777	294.777
**D	VANECK VECTORS FTSE GLOBAL INFRASTRUCTURE (HEDGED) ETF		143.263	143.263
**D	PRINACLE BNY MELLON GLOBAL INFRASTRUCTURE YIELD FUND		17.868	17.868
**D	HAZARD GLOBAL LISTED INFRASTRUCTURE FUND		3.411.225	3.411.225
**D	HAZARD GLOBAL EQUITY FRANCHISE FUND		142.368	142.368
**D	GLOBAL LISTED INFRASTRUCTURE SECTOR TRUST		8.389	8.389
**D	EMERGENCY SERVICES SUPERANNUATION FUND		288.091	288.091
**D	UBS IQ MSCI WORLD EX AUSTRALIA ETHICAL ETF		41.215	41.215
**D	UBS IQ MSCI EUROPE ETHICAL ETF		418	418
**D			618	618



Assemblea Ordinaria del 18 aprile 2019

LISTA ESITO DELLE VOTAZIONE

Oggetto: Proposta di integrazione dei corrispettivi per l'incarico di revisione legale dei conti relativo agli esercizi 2018-2020

FAVOREVOLI

Badge	Ragione Sociale	Proprio	Delega	Totale
**D	CANADA PENSION PLAN INVESTMENT BOARD		513.034	513.034
**D	FLOURISH INVESTMENT CORPORATION		166.690	166.690
**D	FLOURISH INVESTMENT CORPORATION		47.139	47.139
**D	PEOPLE'S BANK OF CHINA		134.266	134.266
**D	PEOPLE'S BANK OF CHINA		233.838	233.838
**D	BEST INVESTMENT CORPORATION		328.587	328.587
**D	PEOPLE'S BANK OF CHINA		95.308	95.308
**D	THORNBURG SUMMIT FUND		9.410	9.410
**D	DE SHAW OCLUS INTERNATIONAL INC		145.969	145.969
**D	TWO SIGMA SPECTRUM PORTFOLIO, LCC		524	524
**D	AMERGEN CLINTON NUCLEAR POWER PLANT NONQUALIFIED FUND		2.299	2.299
**D	ALW 2010 FAMILY TRUST		10.421	10.421
**D	CYSTIC FIBROSIS FOUNDATION		106.854	106.854
**D	THE CHARLOTTE MECKLENBURG HOS AUTH D/B/A CAROLINAS HEALTH SYST		308.563	308.563
**D	CHURCH OF ENGLAND INVESTMENT FUND FOR PENSIONS		9.659	9.659
**D	ACORN 1998 TRUST		509	509
**D	EXELON PEACH BOTTOM UNIT 1 QUALIFIED FUND		322	322
**D	EXELON FITZPATRICK QUALIFIED FUND		353	353
**D	JOSHUA GREEN CORPORATION		1.581	1.581
**D	JTW TRUST NO. 3 UAD 9/19/02		2.315	2.315
**D	JTW TRUST NO. 1 UAD 9/19/02		1.591	1.591
**D	JTW TRUST NO. 5 UAD 9/19/02		710	710
**D	LTW INVESTMENTS LLC		2.665	2.665
**D	MORNINGSTAR UNCONSTRAINED ALL FD A SER O MORNINGSTAR FD TR		9.156	9.156
**D	OYSTER CREEK NUCLEAR GENERATING STATION QUALIFIED FUND		2.271	2.271
**D	SAMFORD UNIVERSITY PENSION PLAN TRUST		736	736
**D	S.ROBSON WALTON 1999 CHILDRENS TRUST		1.171	1.171
**D	VIRGINIA C.MARS REVOCABLE TRUST DATED AUGUST 6, 1991		406	406
**D	HRW TRUST NO 2 UAD 01/17/03		970	970
**D	HRW TESTAMENTARY TRUST NO. 10		998	998
**D	WHEELS COMMON INVESTMENT FUND		3.933	3.933
**D	S. ROBSON WALTON 2010 TRUST		870	870
**D	EXELON CORPORATION NUCLEAR DECOMMISSION TRUST - NON TAX QUAL		492	492
**D	USAA MASTER TRUST (PENSION AND RSP)		2.311	2.311
**D	BANK OF BOTSWANA		6.320	6.320
**D	INTERNATIONAL MONETARY FUND RETIRED STAFF BENEFITS INVESTMENT		8.257	8.257
**D	MERCY INVESTMENT SERVICES INC		5.170	5.170
**D	PUBLIC PENSION AGENCY		126.508	126.508
**D	PUBLIC PENSION AGENCY		99.476	99.476
**D	PUBLIC PENSION AGENCY		14.822	14.822
**D	STATE OF UTAH, SCHOOL AND INSTITUTIONAL TRUST FUNDS		13.079	13.079
**D	BEAT DRUGS FUND ASSOCIATION		771	771
**D	HONG KONG SAR GOVERNMENT EXCHANGE FUND		560.593	560.593

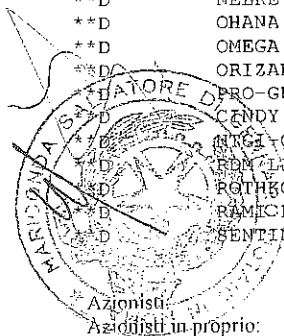
Assemblea Ordinaria del 18 aprile 2019

LISTA ESITO DELLE VOTAZIONE

Oggetto: Proposta di integrazione dei corrispettivi per l'incarico di revisione legale dei conti relativo agli esercizi 2018-2020

FAVOREVOLI

Badge	Ragione Sociale	Proprio	Delega	Totale
**D	BUNTING INTERNATIONAL DEVELOPED EQUITY TE LLC		1.087	1.087
**D	CARROLL AVENUE PARTNERS LLC		623	623
**D	CARNELIAN INVESTMENT MANAGEMENT LLC		14.733	14.733
**D	CHCP GLOBAL SECURITIES LP		146	146
**D	CENTERSQUARE INVESTMENT MANAGEMENT LLC		4.350	4.350
**D	DYNASTY INVEST, LTD		1.016	1.016
**D	DFI LP EQUITY (PASSIVE)		2.452	2.452
**D	DAZBOG HOLDINGS AFC LIMITED		698.863	698.863
**D	DAZBOG HOLDINGS BFC LIMITED		921.057	921.057
**D	DAZBOG HOLDINGS CFC LIMITED		192.950	192.950
**D	DAZBOG HOLDINGS EFC LIMITED		1.601.565	1.601.565
**D	DAZBOG HOLDINGS F5 LIMITED		101.365	101.365
**D	DAZBOG HOLDINGS HFC LIMITED		60.308	60.308
**D	DAZBOG HOLDINGS B5 LIMITED		146.192	146.192
**D	DAZBOG HOLDINGS MFC LIMITED		126.700	126.700
**D	EVA VALLEY MAI LLC		5.125	5.125
**D	F5 OVERLAY C - PARAMETRIC		3.268	3.268
**D	FOURTH AVENUE INVESTMENT COMPANY.		4.192	4.192
**D	FIDDLER PARTNERS LLC		617	617
**D	THE BUNTING FAM INT DEVELOPED EQUITY LIMITED LIABILITY CO		3.055	3.055
**D	INTERNATIONAL EXPATRIATE BENEFIT MASTER TRUST		2.334	2.334
**D	INTERNATIONAL EQUITY FUND		6.209	6.209
**D	THE JBUT MASTER INVESTMENT PARTNERSHIP LLP		1.508	1.508
**D	NTGI-QM COMMON DAILY EAFE INDEX FUND - NON LENDING		59.128	59.128
**D	LAKE AVENUE INVESTMENTS, LLC		17.280	17.280
**D	LEGAL & GENERAL MSCI EAFE FUND, LLC		20.380	20.380
**D	LEHMAN-STAMM FAMILY PARTNERS LLC		602	602
**D	LTW GROUP HOLDINGS, LLC		10.526	10.526
**D	LUNA LLC		635	635
**D	LOY PARTNERSHIP, LLC		4.223	4.223
**D	MF INTERNATIONAL FUND LLC		805	805
**D	82A HOLDINGS, LLC		5.698	5.698
**D	NELKE PARTNERSHIP		2.148	2.148
**D	OHANA HOLDINGS LLC		186.100	186.100
**D	OMEGA FFIP LIMITED PARTNERSHIP		1.455	1.455
**D	ORIZABA, LP		19.554	19.554
**D	PRO-GEN INVESTMENTS LLC		715	715
**D	CINDY SPRINGS, LLC		20.341	20.341
**D	NTGI-QM COMMON DAILY ALL COUNWD EX-US INV MKT INDEX F NONLEND		13.911	13.911
**D	EDM LIQUID LLC		3.494	3.494
**D	FOURTH ALL COUNTY WORLD EX-US EQUITY FUND LP		1.227	1.227
**D	RAMIC PARTNERS, LLC		15.809	15.809
**D	SENTINEL INTERNATIONAL FUND		1.186	1.186



Assemblea Ordinaria del 18 aprile 2019

LISTA ESITO DELLE VOTAZIONE

Oggetto: Proposta di integrazione dei corrispettivi per l'incarico di revisione legale dei conti relativo agli esercizi 2018-2020

FAVOREVOLI

Badge	Ragione Sociale	Proprio	Delega	Totale
**D	SENTINEL INTERNATIONAL TRUST		2.378	2.378
**D	SIM GLOBAL BALANCED TRUST.		568	568
**D	SILVER GROWTH FUND, LP		1.352	1.352
**D	GLOBAL BOND FUND		9.351	9.351
**D	FCM INTERNATIONAL LLC		1.033	1.033
**D	SHIMODA HOLDINGS, LLC		1.541	1.541
**D	MALACHITE 35 TRUST		10.125	10.125
**D	AVALON PORTFOLIO II, LLC		1.447	1.447
**D	801 INVESTMENTS LLC		4.125	4.125
**D	SUSTAINABLE INSIGHT GLOBAL ESG PASSIVE PLUS FUND, LLC		741	741
**D	K INVESTMENTS SH LIMITED		76.375	76.375
**D	LEGAL & GENERAL MSCI EAFE SL FUND, LLC		17.933	17.933
**D	NTGI-QM COMMON DAILY EAFE INDEX FUND - LENDING		35.695	35.695
**D	NTGI - QM COMM DAILY ALL COUNTRY WD EX-US EQ INDEX F - LEND		22.802	22.802
**D	INTERNATIONAL MONETARY FUND STAFF RETIREMENT PLAN		34.599	34.599
**D	INTERNATIONAL MONETARY FUND STAFF RETIREMENT PLAN		6.146	6.146
**D	UNIT NAT RELIEF AND WORKS AG FOR PALEST REF IN THE NEAR EAST		2.238	2.238
**D	NATIONAL COUNCIL FOR SOCIAL SECURITY FUND, P.R.C		4.923	4.923
**D	NATIONAL COUNCIL FOR SOCIAL SECURITY FUND, P.R.C		34.474	34.474
**D	NGEE ANN POLYTECHNIC		123	123
**D	NATIONAL COUNCIL FOR SOCIAL SECURITY FUND, P.R.C		59.975	59.975
**D	NATIONAL COUNCIL FOR SOCIAL SECURITY FUND, P.R.C		31.416	31.416
**D	FIDELITY SALEM STREET TRUST: FIDELITY FLEX INTERN INDEX FUND		7.127	7.127
**D	FIDELITY SALEM STREET TRUST FIDELITY SERIES GLOBAL EX U.S. INDEX FUND		161.924	161.924
**D	THE PARTNERS FUND		73.383	73.383
**D	HAGFORS LIMITED		6.469	6.469
**D	NEW ZEALAND SUPERANNUATION FUND		263.790	263.790
**D	ARIA INVESTMENTS TRUST		35.227	35.227
**D	MERCER PASSIVE INTERNATIONAL SHARES FUND		12.054	12.054
**D	QIC INTERNATIONAL EQUITIES FUND		3.672	3.672
**D	GOVERNMENT EMPLOYEES SUPERANNUATION BOARD		9.594	9.594
**D	GOVERNMENT EMPLOYEES SUPERANNUATION BOARD		233.275	233.275
**D	GOVERNMENT EMPLOYEES SUPERANNUATION BOARD		133.471	133.471
**D	LORD MAYORS CHARITABLE FUND		429	429
**D	PARTNERS GROUP GLOBAL MULTI-ASSET FUND		15.880	15.880
**D	QUEENSLAND INVESTMENT TRUST NO.2		5.946	5.946
**D	AUSTRALIA POST SUPERANNUATION SCHEME		2.165	2.165
**D	NORTHERN FUNDS INTERNATIONAL GROWTH EQUITY FUND		17.788	17.788
**D	FORD MOTOR COMPANY DEFINED BENEFIT MASTER TRUST		18.160	18.160
**D	JTW TRUST NO. 4 UAD 9/19/02		2.817	2.817
**D	JTW TRUST NO. 2 UAD 9/19/02		2.039	2.039
**D	MICHIGAN CATHOLIC CONFERENCE MASTER PENSION TRUST		1.661	1.661
**D	NORTHERN MULTI MANAGER GLOBAL LISTED INFRASTRUCTURE FUND		2.003.299	2.003.299

Assemblea Ordinaria del 18 aprile 2019

LISTA ESITO DELLE VOTAZIONE

Oggetto: Proposta di integrazione dei corrispettivi per l'incarico di revisione legale dei conti relativo agli esercizi 2018-2020
FAVOREVOLI

Badge	Ragione Sociale	Proprio	Delega	Totale
**D	MICHIGAN CATHOLIC CONFERENCE		563	563
**D	NORTHERN FUNDS - INTERNATIONAL EQUITY INDEX FUND		191.281	191.281
**D	MASTER TR AGREE BETWEEN PFIZER INC AND THE NORTHERN TR CO		6.485	6.485
**D	PRESBYTERIAN CHURCH (USA) FOUNDATION		4.678	4.678
**D	NORTHERN TRUST GLOBAL INVESTMENTS COLLECTIVE FUNDS TRUST		1.282.148	1.282.148
**D	NATIONAL RAILROAD RETIREMENT INVESTMENT TRUST		5.024	5.024
**D	VOL EMPL BEN ASS OF THE NON-REPR EMPL OF SOUT CAL EDISON CO		1.633	1.633
**D	1999 VOL EMPL BEN ASS NON-REPR EMPL OF SOUT CAL EDISON CO		981	981
**D	SAMFORD UNIVERSITY		352	352
**D	THE TRUSTEES OF THE HENRY SMITH CHARITY		14.226	14.226
**D	TRINITY COLLEGE CAMBRIDGE		3.420	3.420
**D	HRW TESTAMENTARY TRUST NO 3		2.073	2.073
**D	HRW TESTAMENTARY TRUST NO 1		2.573	2.573
**D	HRW TRUST NO 1 UAD 01/17/03		970	970
**D	HRW TESTAMENTARY TRUST NO. 11		2.568	2.568
**D	HRW TESTAMENTARY TRUST NO 6		2.099	2.099
**D	HRW TESTAMENTARY TRUST NO 4		2.041	2.041
**D	HRW TESTAMENTARY TRUST NO. 9		1.771	1.771
**D	HRW TESTAMENTARY TRUST NO. 8		2.472	2.472
**D	HRW TESTAMENTARY TRUST NO 2		1.679	1.679
**D	HRW TESTAMENTARY TRUST NO. 7		2.729	2.729
**D	HRW TRUST NO 4 UAD 01/17/03		1.152	1.152
**D	HRW TESTAMENTARY TRUST NO 5		2.158	2.158
**D	HRW TESTAMENTARY TRUST NO. 12		3.451	3.451
**D	HRW TRUST NO 3 UAD 01/17/03		1.152	1.152
**D	BANNER HEALTH		137.500	137.500
**D	CHEVRON MASTER PENSION TRUST		13.208	13.208
**D	CSAA INSURANCE EXCHANGE		20.228	20.228
**D	A.I.DUPONT TESTAMENTARY TRUST		10.556	10.556
**D	SPARTAN GROUP TRUST FOR EMPLOYEE BENEFIT PLANS		95.622	95.622
**D	FRESNO COUNTY EMPLOYEES' RETIREMENT ASSOCIATION		1.487	1.487
**D	STICHTING INSTITUUT GAK		1.234	1.234
**D	GUIDE STONE FUNDS INTERNATIONAL EQUITY INDEX FUNDS		2.326	2.326
**D	GENERAL PENSION AND SOCIAL SECURITY AUTHORITY		16.972	16.972
**D	ILLINOIS MUNICIPAL RETIREMENT FUND		314.250	314.250
**D	LOS ANGELES CITY EMPLOYEES RETIREMENT SYSTEM		49.347	49.347
**D	CITY OF LOS ANGELES FIRE AND POLICE PENSION PLAN		540	540
**D	DOUGHEED MARTIN CORPORATION MASTER RETIREMENT TRUST		15.375	15.375
**D	MONTGOMERY COUNTY CONSOLIDATED RET HEALTH BENEFITS TR		8.875	8.875
**D	MONTGOMERY COUNTY EMPLOYEES' RETIREMENT SYSTEM		47.557	47.557
**D	UTAH STATE RETIREMENT SYSTEMS		76.738	76.738
**D	WILSHIRE INTERNATIONAL EQUITY FUND		2.484	2.484
**D	WYOMING RETIREMENT SYSTEM		2.230	2.230



Assemblea Ordinaria del 18 aprile 2019

LISTA ESITO DELLE VOTAZIONE

Oggetto: Proposta di integrazione dei corrispettivi per l'incarico di revisione legale dei conti relativo agli esercizi 2018-2020

FAVOREVOLI

Badge	Ragione Sociale	Proprio	Delega	Totale
**D	FORD MOTOR COMPANY OF CANADA, LIMITED PENSION TRUST		3.072	3.072
**D	HSBC GLOBAL EQUITY FUND.		15.330	15.330
**D	HSBC INTERNATIONAL EQUITY POOLED FUND		28.978	28.978
**D	HALIFAX REGIONAL MUNICIPALITY MASTER TRUST		5.160	5.160
**D	FUTURE FUND BOARD OF GUARDIANS FOR AND OBO FUTURE FUND		56.351	56.351
**D	MRFF INVESTMENT COMPANY NO. 2 PTY LTD		140.179	140.179
**D	IBM DIVERSIFIED GLOBAL EQUITY FUND		12.091	12.091
**D	THE BANK OF IRELAND STAFF PENSIONS FUND		132.050	132.050
**D	STICHTING HEINEKEN PENSIOENFONDS		11.102	11.102
**D	THE TRUSTESS OF IBM PENSION PLAN		10.217	10.217
**D	STICHTING PENSIOENFONDS SAGITTARIUS		16.446	16.446
**D	THE TRUSTEES OF CHEVRON UK PENSION PLAN		26.235	26.235
**D	THE BOARD OF THE PENSION PROTECTION FUND		6.350	6.350
**D	STICHTING PENSIOENFONDS VAN DE METALEKTRO (PME)		172.385	172.385
**D	NORTHERN TRUST UCITS COMMON CONTRACTUAL FUND		208.406	208.406
**D	PUBLIC EMPLOYEES RETIREMENT ASSOCIATION OF COLORADO		127.987	127.987
**D	COLONIAL FIRST STATE INVESTMENT FUND 50		9.810	9.810
**D	COMMONWEALTH GLOBAL LISTED INFRASTRUCTURE FUND 6		1.401.291	1.401.291
**D	COMMONWEALTH GLOBAL LISTED INFRASTRUCTURE FUND 4		169.551	169.551
**D	COLONIAL FIRST STATE WHOLESALE GLOBAL LISTED INFR SEC F		1.172.261	1.172.261
**D	COLONIAL FIRST STATE WHOLESALE INDEXED GLOBAL SHARE FUND		17.787	17.787
**D	COMMONWEALTH GLOBAL SHARE FUND 29		142	142
**D	MUNICIPAL EMPLOYEES' ANNUITY AND BENEFIT FUND OF CHICAGO		3.827	3.827
**D	INVESTCO ITALIAN HOLDINGS SRL		66.513.016	66.513.016
**D	LEGAL & GENERAL FUTURE WORLD CLIMATE CHANGE EQ FACTORS IND FD		5.824	5.824
**D	LEGAL & GENERAL GLOBAL EQUITY INDEX FUND		2.117	2.117
**D	LEGAL & GENERAL GLOBAL INFRASTRUCTURE INDEX FUND		103.895	103.895
**D	LEGAL&GENERAL EUROPEAN INDEX TRUST		328.449	328.449
**D	LEGAL & GENERAL INTERNATIONAL INDEX TRUST		27.205	27.205
**D	SSGA GROSS ROLL UP UNIT TRUST		17.781	17.781
**D	LEGAL & GENERAL ICAV		11.301	11.301
**D	NORTHERN TRUST INVESTMENT FUNDS PUBLIC LIMITED COMPANY		31.204	31.204
**D	LEGAL & GENERAL AUTHORISED CONTRACTUAL SCHEME		7.860	7.860
**D	BLACKROCK AUTHORISED CONTRACTUAL SCHEME I		368.284	368.284
**D	BLACKROCK AUTHORISED CONTRACTUAL SCHEME 1		13.432	13.432
**D	BRITISH COLUMBIA INVESTMENT MANAGEMENT CORPORATION		139.151	139.151
**D	STATE TEACHERS RETIREMENT SYSTEM OF OHIO		79.192	79.192
**D	BANCO NACIONAL DE PANAMA, ACTING AS TRUSTEE OF THE FIDEICOMISO DE FONDO DE AHORRO DE PANAMA		1.440	1.440
**D	LGPS CENTRAL AUTHORISED CONTRACTUAL SCHEME		133.000	133.000
**D	UBS COMMON CONTRACTUAL FUND		6.918	6.918
**D	BORDER TO COAST AUTHORISED CONTRACTUAL SCHEME		315.407	315.407
**D	CLEARWATER INTERNATIONAL FUND		2.238	2.238
**D	STICHTING BEDRIJFSTARKPENSIOENFONDS VOOR HET LEVENSMIDD		16.250	16.250


Assemblea Ordinaria del 18 aprile 2019

LISTA ESITO DELLE VOTAZIONE

Oggetto: Proposta di integrazione dei corrispettivi per l'incarico di revisione legale dei conti relativo agli esercizi 2018-2020

FAVOREVOLI

Badge	Ragione Sociale	Proprio	Delega	Totale
**D	KOMMUNAL LANDSPENSJONSKASSE GJENSIDIG FORSIKRINGSSELSKAP		35.799	35.799
**D	VERDIPAPIRFONDET KLP AKSJEGLOBAL INDEX 1		57.877	57.877
**D	VERDIPAPIRFONDET KLP AKSJEEUROPA INDEKS 1		30.261	30.261
**D	STICHTING BEDRIJFST VOOR HET SCHOONMAAK EN GLAZ		14.818	14.818
**D	STICHTING PENSIOENFONDS CAMPINA		4.290	4.290
**D	STICHTING BEDRIJFST VOOR HET BEROEPSVERVOER OVER DE WEG		55.684	55.684
**D	STICHTING PENSIOENFONDS ING		58.010	58.010
**D	NORTHERN TRUST UCITS FGR FUND		88.567	88.567
**D	ROBECO INSTITUTIONAL UMBRELLA FUND		5.489	5.489
**D	STICHTING BEDRIJFSTAKPENSIOEN FONDS VOOR DE DETAILHANDEL		94.449	94.449
**D	JOHN HANCOCK HEDGED EQUITY AND INCOME FUND		4.684	4.684
**D	MEDIOLANUM GESTIONE FONDI SGR - FLESSIBILE FUTURO ITALIA	1.040.000		1.040.000
**D	EURIZON CAPITAL SGR - EURIZON AZIONI AREA EURO		7.789	7.789
**D	EURIZON CAPITAL SGR - EURIZON PROGETTO ITALIA 70		240.544	240.544
**D	EURIZON CAPITAL SGR - EURIZON AZIONI ITALIA		374.467	374.467
**D	EURIZON CAPITAL SGR - EURIZON PIR ITALIA AZIONI		28.625	28.625
**D	EURIZON CAPITAL SGR - EURIZON PROGETTO ITALIA 40		244.228	244.228
**D	STICHTING BEDRIJFSPENSIOENFONDSVOOR DE LANDBOUW MANDAAT BLACKRO		142.589	142.589
**D	STG PFDS ACHMEA MANDAAT BLACKROCK		20.820	20.820
**D	STICHTING PENSIOENFONDS WONEN		12.541	12.541
**D	STICHTING J.E. ASR ES G INDEXPLUS INST. FONDS EN INZAKE EUROPA		32.738	32.738
**D	THE CANADA LIFE ASSURANCE COMPANY		64.017	64.017
**D	RENAISSANCE INTERNATIONAL EQUITY PRIVATE POOL		152	152
**D	THE GREAT-WEST LIFE ASSURANCE COMPANY		57.655	57.655
**D	COUNSEL DEFENSIVE GLOBAL EQUITY		803	803
**D	INVESTORS GLOBAL INFRASTRUCTURECLASS		26.400	26.400
**D	LONDON LIFE INSURANCE COMPANY		733.294	733.294
**D	GLOBAL INFRASTRUCTURE EQUITY FUND LONDON CAPITAL		62.080	62.080
**D	MACKENZIE DIVERSIFIED ALTERNATIVES FUND		17.746	17.746
**D	MACKENZIE MAXIMUM DIVERS. ALL WORLD DEVELOPED EX NORTH AMERICA IE		3.032	3.032
**D	MACKENZIE INTERNATIONAL EQUITY INDEX ETF		216	216
**D	MACKENZIE MAX DIVERSIFICATION DEVELOPED EUR INDEX ETF		13.000	13.000
**D	MACKENZIE MAX DIVERSIFICATION ALL WORLD DEVELOPED IND ETF		9.082	9.082
**D	THE GLENCORE CANADIAN PENSION FUNDS TRUST-FOREIGN EQUITY FUND		96.434	96.434
**D	THE GLENCORE CANADIAN PENSION FUNDS TRUST-FOREIGN EQUITY FUND		77.983	77.983
**D	RENAISSANCE GLOBAL INFRASTRUCTURE FUND	1.275.951		1.275.951
**D	RENAISSANCE REAL ASSETS PRIVATEPOOL		184.000	184.000
**D	THE EMERALD INTERNATIONAL EQUITYINDEX FUND		125.663	125.663
**D	THE INTERNATIONAL INDEX FUND		19.639	19.639
**D	THE EUROPEAN INDEX FUND		3.749	3.749
**D	THE INTERNATIONAL EQUITY INDEX ETF		631	631
**D	PUBLIC SECTOR PENSION INVESTMENT BOARD		224.543	224.543
**D	IMPERIAL INTERNATIONAL EQUITY POOL		21.165	21.165



Assemblea Ordinaria del 18 aprile 2019

LISTA ESITO DELLE VOTAZIONE

Oggetto: Proposta di integrazione dei corrispettivi per l'incarico di revisione legale dei conti relativo agli esercizi 2018-2020

FAVOREVOLI

Badge	Ragione Sociale	Proprio	Delega	Totale
**D	IMPERIAL OVERSEAS EQUITY POOL		314	314
**D	WOODBRIIDGE INVESTMENTS CORPORATION		35.700	35.700
**D	WINDWISE MSCI EAFE INDEX NON-LENDING, FUND FOR EXEMPT ORG.		22.228	22.228
**D	CIBC INTERNATIONAL INDEX FUND		9.584	9.584
**D	CIBC EUROPEAN INDEX FUND		3.528	3.528
**D	CIBC POOLED INTERNATIONAL EQUITY INDEX FUND		2.247	2.247
**D	ALLIANZ GLOBAL INVESTORS FUND		148.230	148.230
**D	BLACKROCK GLOBAL INDEX FUNDS		35.303	35.303
**D	GOLDMAN SACHS FUNDS		6.736	6.736
**D	KIEGER FUND I		772	772
**D	ALLIANZ AZIONI ITALIA ALL STARS		150.000	150.000
**D	ALLIANZ ITALIA 50 SPECIAL		7.000	7.000
6787	CARADONNA GIANFRANCO MARIA	1		1
6901	REALE DAVIDE GIORGIO	12		12
6914	RODINO WALTER	5		5
6975	CAPPELLI ROBERTO			
DE*	SINTONIA SPA		249.833.818	249.833.818
7025	GRANATA ALFREDO			
DE*	INARCASSA - CASSA NAZIONALE DI PREVIDENZA ED ASSISTENZA PER		2.013.720	2.013.720
7065	PASQUINI MASSIMILIANO	10		10
7151	CHIURAZZI LUIGI	2.000		2.000
7153	MICUCCI CECCHI GIANLUCA			
DE*	BRECCIA GIUSEPPINA		5	5
7231	BEFANI GUIDO			
DE*	BLOCKCHAIN GOVERNANCE		1	1
DE*	INVESTIMENTI SUD ITALIA S.R.L.		1	1
7284	BOTTIN MASSIMO			
DE*	FONDAZIONE CASSA DI RISPARMIO DI TORINO		41.376.972	41.376.972
7459	LOZZI GERMANA	2		2
7523	PEDINI LUCIANO			
RL*	GIGLIO SERVIZI AMBIENTALI E BONIFICHE SRL	105		105
7568	FIORENTINI GIANLUCA	11		11
7569	VITANGELI GIORGIO	5		5
Totale voti				620.903.488
Percentuale votanti %				99,526961
Percentuale Capitale %				75,189577

Assemblea Ordinaria del 18 aprile 2019ESITO VOTAZIONE

Oggetto : **Acquisto e alienazione di azioni**

**Hanno partecipato alla votazione:**

-n° 1.427 azionisti,
portatori di n° 623.821.560 azioni ordinarie, tutte ammesse al voto,
pari al 75,542947% del capitale sociale.

Hanno votato:

		% su Azioni Ordinarie
Favorevoli	591.764.966	94,861256
Contrari	29.670.012	4,756170
SubTotale	<u>621.434.978</u>	99,617426
Astenuti	372.579	0,059725
Non Votanti	2.014.003	0,322849
SubTotale	<u>2.386.582</u>	0,382574
Totale	<u>623.821.560</u>	100,000000

Ai sensi dell'art. 135-undecies del TUF **non sono computate** ai fini del calcolo della maggioranza e del capitale richiesto per l'approvazione della delibera numero **0** azioni pari al **0,000000%** delle azioni rappresentate in aula.





Assemblea Ordinaria del 18 aprile 2019ESITO VOTAZIONE

Oggetto : Acquisto e alienazione di azioni (Whitewash)

Hanno partecipato alla votazione:

-n° 1.426 azionisti,
portatori di n° 373.987.742 azioni ordinarie, tutte ammesse al voto,
pari al 45,288810% del capitale sociale.

Hanno votato:

		% su Azioni Ordinarie
Favorevoli	341.931.148	91,4284372
Contrari	29.670.012	7,9334183
SubTotale	371.601.160	99,3618556
Astenuti	372.579	0,0996233
Non Votanti	2.014.003	0,5385211
SubTotale	2.386.582	0,6381444
Totale	373.987.742	100,000000

Ai sensi dell'art. 135-undecies del TUF **non sono computate** ai fini del calcolo della maggioranza e del capitale richiesto per l'approvazione della delibera numero 0 azioni pari al **0,000000%** delle azioni rappresentate in aula.



Assemblea Ordinaria del 18 aprile 2019LISTA ESITO DELLE VOTAZIONE
Oggetto: Acquisto e alienazione di azioni

CONTRARI

Badge	Ragione Sociale	Proprio	Delega	Totale
6674	AGOSTINI ANTONIO		1.156.809	1.156.809
**D	AVIVA INVESTORS		367.101	367.101
**D	BLACKROCK INDEX SELECTION FUND		10.636	10.636
**D	BAYVK G2 FONDS		32.929	32.929
**D	BAYVK A4 FONDS		25.708	25.708
**D	PARVEST		218.045	218.045
**D	BNP PARIBAS LI		107.625	107.625
**D	BNP PARIBAS EASY		63.571	63.571
**D	BNP PARIBAS B PENSION GROWTH		23.327	23.327
**D	BNP PARIBAS B PENSION STABILITY		109.186	109.186
**D	METROPOLITAN RENTASTRO		254.733	254.733
**D	BNP PARIBAS B PENSION BALANCED		2.092	2.092
**D	FCP BNP PARIBAS ACTIONS EUROPE		79.355	79.355
**D	IPA CORPORATE ACTIONS AND INCOME		73.271	73.271
**D	FCP ERAFP ACT EUR 7 OFI		18.301	18.301
**D	VGX POOLFONDS PA1		18.449	18.449
**D	STICHTING PENSIOENFONDS VOOR HUISARTSEN		63.642	63.642
**D	HELABA INVEST KAPITALANLAGEGESELLSCHAFT MBH		62.059	62.059
**D	LOMBARD ODIER FUNDS (SWITZERLAND) SA I3D		2.927	2.927
**D	THE HSBC GROUP HONG KONG LOCAL STAFF RETIREMENT BENEFIT SCHEME		3.430	3.430
**D	CENTRAL FINANCE BOARD METHODIST CHURCH		87.697	87.697
**D	AI STRATEGIC GLOBAL EQUITY FUND		90.808	90.808
**D	AI GLOBAL EQUITY FUND		58.340	58.340
**D	FRIENDS LIFE AND PENSIONS LIMITED PIXHAM END		106.000	106.000
**D	FRIENDS LIFE FUNDS LIMITED		150.000	150.000
**D	WEST YORKSHIRE PENSION FUND		77.768	77.768
**D	SIX CIRCLES INTERNAT UNCONSTRAIN EQ FUND		2.687	2.687
**D	FONDAZIONE ROMA SIF		77.931	77.931
**D	BLACKROCK INSTITUTIONAL POOLED FUNDS PLC		16.153	16.153
**D	NFS LIMITED TRAFALGAR COURT ADMIRAL		31.826	31.826
**D	BANCO CENTRAL DE TIMOR EST		6.895	6.895
**D	CONNECTICUT GENERAL LIFE INSURANCE COMPANY		1.353	1.353
**D	BRUNEI SHELL RETIREMENT BENEFIT FUND		44.763	44.763
**D	ADVANCE INTERNATIONAL SHARE INDEX FUND		4.018	4.018
**D	ISHARES WHOLESALE SCREENED INTERNATIONAL EQUITY INDEX FUND		1.103	1.103
**D	ISHARES EDGE MSCI WORLD MINIMUM VOLATILI		72.199	72.199
**D	BLACKROCK GLOBAL LISTED INFRASTRUCTURE F		34.032	34.032
**D	ISHARES WHOLESALE INTERNATIONAL EQUITY INDEX FUND		2.538	2.538
**D	ISHARES ALLCOUNTRY EQUITY INDEX FUND		3.364	3.364
**D	BLACKROCK FISSION INDEXED INTL EQUITY FD		2.751	2.751
**D	RETIREMENT INCOME PLAN OF SAUDI ARABIAN OIL COMPANY		75.189	75.189
**D	NWET INTERNATIONAL INDEX FUND		25.818	25.818
**D	EQ ADVISORS TRUST - AXA INTERNATIONAL CORE MANAGED VOLATILITY PORTFOLIO			

Pagina 1

Azionisti
Azionisti di proprio:173 Teste:
3 Azionisti in delega:4
170

Assemblea Ordinaria del 18 aprile 2019LISTA ESITO DELLE VOTAZIONE
Oggetto: Acquisto e alienazione di azioni

CONTRARI

Badge	Ragione Sociale	Proprio	Delega	Totale
**D	EQ ADVISORS TRUST- AXA/TEMPLETON GLOBAL EQUITY MANAGED VOLATILITY PORTFOLIO		5.072	5.072
**D	EQ ADVISORS TRUST-AXA GLOBAL EQUITY MANAGED VOLATILITY PORTFOLIO		22.075	22.075
**D	EQ ADVISORS TRUST - ATM INTERNATIONAL MANAGED VOLATILITY PORTFOLIO		39.091	39.091
**D	EQ ADVISORS TRUST - AXA INTERNATIONAL MANAGED VOLATILITY PORTFOLIO		72.594	72.594
**D	AVIVA LIFE & PENSIONS UK LIMITED		146.070	146.070
**D	THE MASTER TRUST BANK OF JAPAN, LTD. AS TRUSTEE FOR MUTB400045792		14.430	14.430
**D	NATIONWIDE INTERNATIONAL INDEX FUND		48.103	48.103
**D	BUREAU OF LABOR FUNDS- LABOR PENSION FUND		1.588	1.588
**D	BUREAU OF LABOR FUNDS- LABOR PENSION FUND		3.415	3.415
**D	BUREAU OF LABOR FUNDS-LABOR RETI FUND		8.825	8.825
**D	AVIVA INVESTORS INVESTMENT FUNDS ICVC AVIVA INVESTORS INTERNATIONAL INDEX TRACK		13.826	13.826
**D	BLACKROCK INTERNATIONAL INDEX V.I. FUND OF BLACKROCK VARIABLE SERIES FUNDS		6.588	6.588
**D	THE MASTER TRUST BANK OF JAPAN		43.276	43.276
**D	BLACKROCK INSTITUTIONAL TRUST COMPANY N.A. INVESTMENT FUNDS FOR EMPLOYEE BENEFIT TRUSTS		3.972.740	3.972.740
**D	BLACKROCK MSCI EAFE EQUITY NY N.A. INVESTMENT FUNDS FOR EMPLOYEE BENEFIT TRUSTS		120.280	120.280
**D	ACHMEA PENSOEN- EN LEVENSVERZEKERINGEN		402.674	402.674
**D	AMERICAN UNIVERSITY		2.958	2.958
**D	DHL EMPLOYEE BENEFIT FUND OFF DE		35.558	35.558
**D	MSCI EUROPE EQUITY ESG SCREENED INDEX FU		381	381
**D	WASHINGTON STATE INVESTMENT BOARD		22.840	22.840
**D	AXA BELGIUM S A		431	431
**D	STICHTING PENSOENFONDS VOOR VERLOSKUNDI		46.866	46.866
**D	THRIFT SAVINGS PLAN		1.718.964	1.718.964
**D	NEW MEXICO STATE INVESTMENT COUNCIL		1.798	1.798
**D	AURION GLOBAL EQUITY FUNDS		1.849	1.849
**D	NMMS GIEP BRI ACCOUNT		38.582	38.582
**D	THE CONSOLIDATED EDISON PENSION PLAN MASTER TRUST		32.830	32.830
**D	ALICNY BLACKROCK GBL EQUITY		1.353	1.353
**D	GLOBAL ATLANTIC BLACKROCK DISCIPLINED INTERNATIONAL CORE PORTFOLIO		2.405	2.405
**D	BRIDGE BUILDER INTERNATIONAL EQUITY FUND		18.087	18.087
**D	AZL NFJ INTERNATIONAL VALUE FUND		1.608	1.608
**D	ALLSTATE LIFE INSURANCE COMPANY		8.512	8.512
**D	ALLSTATE INSURANCE CO BLACKROCK		45.015	45.015
**D	BLL AQUILA LIFE EUROPEAN EQUITY		486.731	486.731
**D	BLL AQUILA LIFE GLOBAL MINIMUM		67.339	67.339
**D	BLL AQUILA LIFE MSCI WORLD FUND		78.780	78.780
**D	BLL AQUILA LIFE FTSE RAFI DEVELOPED		48.656	48.656
**D	SBSA GEPF BLACKROCK EQUITY		50.074	50.074
**D	SHELL PENSION TRUST		9.135	9.135
**D	CZ AANDELEN SSGA		4.546	4.546
**D	AZL INTERNATIONAL INDEX FUND		57.343	57.343
**D	LAWRENCE LIVERMORE NATIONAL SECURITY LLC AND LOS ALAMOS NATIONAL SECURITY LLC DEFINED BENEFIT BENEFIT PLANGROUP TRUST			
	7.540		7.540	

Assemblea Ordinaria del 18 aprile 2019

LISTA ESITO DELLE VOTAZIONE


Oggetto: Acquisto e alienazione di azioni

CONTRARI

Badge	Ragione Sociale	Proprio	Delega	Totale
**D	TEA BLACKROCK INC INTL		123.788	123.788
**D	BLACKROCK LIFE LIMITED		22.787	22.787
**D	BLL AQUIL LIFGLO3000 FMEN WHT INDFD		19.232	19.232
**D	BNYMTD BLK CONT EUR EQ TRCK FD INV		352.670	352.670
**D	INDIANA PUBLIC RETIREMENT SYSTEM		27.878	27.878
**D	UPS GROUP TRUST		57.993	57.993
**D	SEI GLOBAL MASTER FUND PLC		9.075	9.075
**D	KOKUSAI EQUITY INDEX FUND		10.101	10.101
**D	CONSULTING GROUP CAPITAL MARKE		14.125	14.125
**D	OFI MARKET NEUTRAL EQUITY		22.989	22.989
**D	IBM FRANCE		3.000	3.000
**D	FCP CARPIMKO EUROPE		13.199	13.199
**D	CITITRUST LIMITED AS TRUSTEE OF BLACKROCK PREMIER FUNDS-BLACKROCK WORLD EQUITY INDEX FUND		2.774	2.774
**D	MEDICAL ASSURANCE SOCIETY NEW ZEALAND LIMITED		4.621	4.621
**D	NEWBURG NOMINEES LIMITED INVESTORS WHOLESALE GLOBAL EQUITY (INDEX) TRUST		22.312	22.312
**D	STICHTING PENSIOENFONDS METAAL		360.655	360.655
**D	STICHTING PGGM DEPOSITARY		437.869	437.869
**D	BRUNEI INVESTMENT AGENCY		17.739	17.739
**D	INTERNATIONAL MONETARY FUND		11.451	11.451
**D	BMO MSCI EAFE INDEX ETF		62.113	62.113
**D	CENTRAL PROVIDENT FUND BOARD		2.868	2.868
**D	CAYMAN ISLANDS CHAMBER OF COMMERCE PENSION FUND		4.098	4.098
**D	MDPIM INTERNATIONAL EQUITY INDEX POOL		3.799	3.799
**D	BANK OF KOREA		462	462
**D	BMO MONTHLY INCOME FUND		84.289	84.289
**D	BMO DIVERSIFIED INCOME PORTFOLIO		33.122	33.122
**D	ISHARES MSCI ACWI ETF		153.276	153.276
**D	ISHARES MSCI ACWI EX US ETF		91.476	91.476
**D	ISHARES EUROPE ETF		112.814	112.814
**D	ISHARES MSCI EAFE ETF		2.225.444	2.225.444
**D	ISHARES MSCI EAFE VALUE ETF		430.636	430.636
**D	ISHARES GLOBAL INDUSTRIALS ETF		25.532	25.532
**D	ISHARES MSCI EUROZONE ETF		766.500	766.500
**D	ISHARES MSCI ITALY ETF		699.436	699.436
**D	ISHARES MSCI KOKUSAI ETF		1.848	1.848
**D	ISHARES GLOBAL INFRASTRUCTURE ETF		4.884.650	4.884.650
**D	ISHARES MSCI DEVELOPED WORLD INDEX FUND		2.012	2.012
**D	ISHARES CORE MSCI EAFE ETF		1.846.097	1.846.097
**D	ISHARES CORE MSCI TOTAL INTERNATIONAL STOCK ETF		290.053	290.053
**D	ISHARES CORE MSCI INTERNATIONAL DEVELOPED MARKETS ETF		41.816	41.816
**D	ISHARES MSCI WORLD ETF		9.384	9.384
**D	ISHARES CORE MSCI EAFE IMI INDEX ETF		59.499	59.499
**D	ISHARES MSCI EUROPE IMI INDEX ETF		11.024	11.024

Pagina 3

173 Teste: 4
 3 Azionisti in delega: 170



Assemblea Ordinaria del 18 aprile 2019

LISTA ESITO DELLE VOTAZIONE

Oggetto: Acquisito e alienazione di azioni

CONTRARI

Badge	Ragione Sociale	Proprio	Delega	Totale
**D	ISHARES MSCI ACWI LOW CARBON TARGET ETF		11.534	11.534
**D	ISHARES CORE MSCI EUROPE ETF		166.484	166.484
**D	ISHARES EDGE MSCI INTL SIZE FACTOR ETF		235	235
**D	ISHARES INTERNATIONAL FUNDAMENTAL INDEX ETF		4.721	4.721
**D	BLACKROCK CDN MSCI EAFE EQUITY INDEX FUND		205.808	205.808
**D	BLACKROCK CDN WORLD INDEX FUND		15.394	15.394
**D	BLACKROCK CDN MSCI EAFE INDEX PLUS FUND		3.685	3.685
**D	BLACKROCK CDN GLOBAL INFRASTRUCTURE EQUITY INDEX FUND		596.358	596.358
**D	ISHARES MSCI EAFE INTERNATIONAL INDEX FUND		283.590	283.590
**D	ACWI EX-US INDEX MASTER PORTFOLIO OF MASTER INVESTMENT PTF		19.204	19.204
**D	ISHARES PUBLIC LIMITED COMPANY		243.106	243.106
**D	ISHARES II PUBLIC LIMITED COMPANY		624.532	624.532
**D	ISHARES V PUBLIC LIMITED COMPANY		27.227	27.227
**D	ISHARES III PUBLIC LIMITED COMPANY		286.372	286.372
**D	ISHARES VI PUBLIC LIMITED COMPANY		30.862	30.862
**D	ISHARES IV PUBLIC LIMITED COMPANY		99.551	99.551
**D	ISHARES VII PLC		426.992	426.992
**D	BLACKROCK AM DE FOR ISHARES EURO STOXX UCITS ETF (DE)		150.398	150.398
**D	BLACKROCK AM DE FOR ISHS STOXX EUROPE LARGE 200 UCITS ETF (DE)		7.401	7.401
**D	ISHARES I INV MIT TGV F ISHS ST EUR600 IND.GOODS+SER.UCITS ETF		83.995	83.995
**D	BLACKROCK AM DE FOR ISHARES STOXX EUROPE 600 UCITS ETF (DE)		319.415	319.415
**D	BLACKROCK AM SCHWEIZ AG OBO BIFS WORLD EX SWITZ EQ INDEX FUND		12.133	12.133
**D	NATWEST TRU+DEP SERV LTD ATO ST. JAMES'S PL GL EQ UN TR		160.708	160.708
**D	STICHTING PENSIOENFONDS CHEMOURS NEDERLAND		3.506	3.506
**D	STICHTING PHILIPS PENSIOENFONDS		67.874	67.874
**D	PUBLIC AUTHORITY FOR SOCIAL INSURANCE		4.699	4.699
**D	FLOURISH INVESTMENT CORPORATION		47.139	47.139
**D	CHURCH OF ENGLAND INVESTMENT FUND FOR PENSIONS		9.659	9.659
**D	BANK OF BOTSWANA		6.320	6.320
**D	BEAT DRUGS FUND ASSOCIATION		771	771
**D	K INVESTMENTS SH LIMITED		76.375	76.375
**D	NATIONAL COUNCIL FOR SOCIAL SECURITY FUND, P.R.C		34.474	34.474
**D	GOVERNMENT EMPLOYEES SUPERANNUATION BOARD		9.594	9.594
**D	GOVERNMENT EMPLOYEES SUPERANNUATION BOARD		133.471	133.471
**D	MASTER TR AGREE BETWEEN PFIZER INC AND THE NORTHERN TR CO		6.485	6.485
**D	A.I.DUPONT TESTAMENTARY TRUST		10.556	10.556
**D	CITY OF LOS ANGELES FIRE AND POLICE PENSION PLAN		540	540
**D	THE TRUSTESS OF IBM PENSION PLAN		10.217	10.217
**D	STICHTING PENSIOENFONDS VAN DE METALEKTRO (PME)		172.385	172.385
**D	BLACKROCK AUTHORISED CONTRACTUAL SCHEME I		368.284	368.284
**D	BLACKROCK AUTHORISED CONTRACTUAL SCHEME 1		13.432	13.432
**D	STICHTING BEDRIJFSTAKPENSIOEN FONDS VOOR DE DETAILHANDEL		94.449	94.449
**D	BLACKROCK GLOBAL INDEX FUNDS		35.303	35.303

Pagina 4

Azionisti: 173 Teste: 4
 Azionisti in proprio: 3 Azionisti in delega: 170

Assemblea Ordinaria del 18 aprile 2019

LISTA ESITO DELLE VOTAZIONE
Oggetto: Acquisto e alienazione di azioni

CONTRARI

Badge	Ragione Sociale	Proprio	Delega	Totale
7065	PASQUINI MASSIMILIANO	10		10
7068	BAVA MARCO GEREMIA CARLO	1		1
7307	CARILE DOMENICO	31.000		31.000
Totale voti	29.670.012			
Percentuale votanti %	4,756170			
Percentuale Capitale %	3,592951			




Azionisti in proprio: 173

Teste: 3

Azionisti in delega: 3

4
170



Assemblea Ordinaria del 18 aprile 2019

LISTA ESITO DELLE VOTAZIONE

Oggetto: Acquisto e alienazione di azioni

ASTENUTI

Badge	Ragione Sociale	Proprio	Delega	Totale
6174	AMBRUZZI DANIELA	616		616
6674	AGOSTINI ANTONIO			
**D	MEDIOLANUM BEST BRANDS		112.329	112.329
**D	CITY OF PHILADELPHIA PUBLIC EMPLOYEES RETIREMENT SYSTEM		104.328	104.328
**D	CHALLENGE FUNDS CHALLENGE ITALIAN EQUITY		56.000	56.000
**D	ACCIDENT COMPENSATION CORPORATION		97.205	97.205
6940	GARRI GERARDINO			
RL*	D&C GOVERNANCE TECHNOLOGIES	1		1
7151	CHIURAZZI LUIGI	2.000		2.000
7275	NOTARFONZO ARNALDO	100		100
Totale voti	372.579			
Percentuale votanti %	0,059725			
Percentuale Capitale %	0,045118			

Assemblea Ordinaria del 18 aprile 2019

LISTA ESITO DELLE VOTAZIONE
Oggetto: Acquisto e alienazione di azioni

NON VOTANTI

Badge	Ragione Sociale	Proprio	Delega	Totale
6017	CHIGNOLI GIORGIO	1		1
6252	RODINO` DEMETRIO	1		1
6674	AGOSTINI ANTONIO		29.645	29.645
**D	GENERALI SMART FUNDS SICAV		70.480	70.480
**D	GENERALI DIVERSIFICATION		54.284	54.284
**D	GIE ALLEANZA OBBLIGAZIONARIO		197.000	197.000
**D	KAIROS INTERNATIONAL SICAV - ITALIA		146.500	146.500
**D	KAIROS INTERNATIONAL SICAV - RISORGIMENTO		28.500	28.500
**D	KAIROS INTERNATIONAL SICAV - TARGET ITALY ALPHA		30.000	30.000
**D	INTERFUND SICAV INTERFUND EQUITY ITALY		714.000	714.000
**D	FIDEURAM ASSET MANAGEMENT (IRELAND) FONDITALIA EQUITY ITALY		22.127	22.127
**D	AMUNDI S.F. EURO EQ MARKET PL		19.000	19.000
**D	FIDEURAM INVESTIMENTI SGR SPA-FIDEURAM ITALIA		7.000	7.000
**D	FIDEURAM INVESTIMENTI SGR SPA-PIR PIANO BILANCIATO 30		430.000	430.000
**D	FIDEURAM INVESTIMENTI SGR SPA-PIR PIANO AZIONI ITALIA		90.000	90.000
**D	FIDEURAM INVESTIMENTI SGR SPA-PIR PIANO BILANCIATO 50		116.837	116.837
**D	EUF - EQUITY ITALY		23.769	23.769
**D	EUF - EQUITY EUROPE LTE		14.150	14.150
**D	EUF - EQUITY EURO LTE		30.708	30.708
**D	EUF - EQUITY ITALY SMART VOLATILITY			
7079	D`ATRI GIANFRANCO		1	1
DE*	D`ATRI STELLA			
Totale voti		2.014.003		
Percentuale votanti %		0,322849		
Percentuale Capitale %		0,243890		



Azionisti:
Azionisti in proprio:

20 Teste: 4
2 Azionisti in delega: 18



Assemblea Ordinaria del 18 aprile 2019LISTA ESITO DELLE VOTAZIONE
Oggetto: Acquisto e alienazione di azioni

FAVOREVOLI

Badge	Ragione Sociale	Proprio	Delega	Totale
6034	BOVE KATRIN	7		7
6313	LAPONTE ALBERTO			
DE*	GARRI GERARDINO		1	1
6390	GIORDANA ROBERTO			
DE*	FONDAZIONE CASSA DI RISPARMIO DI CUNEO		2.283.500	2.283.500
6415	DI CIANNI EMILIO LUIGI	1		1
6674	AGOSTINI ANTONIO			
**D	ARCA FONDI SGR - FONDO ARCA AZIONI ITALIA		400.000	400.000
**D	FRANKLIN TEMPLETON INVESTMENT FUNDS		79.094	79.094
**D	KEMPEN INTERNATIONAL FUNDS		5.577	5.577
**D	T. ROWE PRICE FUNDS SICAV		366	366
**D	JPMORGAN FUNDS (IRELAND) ICAV		280	280
**D	ARTEMIS FUNDS (LUX)		8.638	8.638
**D	ARK LIFE ASSURANCE COMPANY LIMITED		23.839	23.839
**D	CORONATION GLOBAL OPPORTUNITIES FUND		144.717	144.717
**D	MORGAN STANLEY INVESTMENT FUNDS		470.693	470.693
**D	THE PARTNERS FUND SICAV LRI INVEST S.A.		6.703	6.703
**D	RBC ISB - MMA VIE SA		702.873	702.873
**D	NMM5 GIEP PTN ACCOUNT		45.809	45.809
**D	NMM5-WIEQ-CNS ACCOUNT		10.000	10.000
**D	DPAM EQUITIES L		126.404	126.404
**D	SCHWAB INTERNATIONAL INDEX FUND		171.930	171.930
**D	THORNBURG INTERNATIONAL EQUITY		4.433	4.433
**D	THE MASTER TRUST BANK OF JAPAN LTD		293	293
**D	THE MASTER TRUST BANK OF JAPAN LTD		509	509
**D	FIDELITY FUNDS SICAV		2.893.282	2.893.282
**D	ING DIRECT		45.765	45.765
**D	THE MASTER TRUST BANK OF JAPAN LTD		52.412	52.412
**D	AMP CAPITAL GLOBAL LISTED INFRASTRUCTURE FUND		18.527	18.527
**D	THE MASTER TRUST BANK OF JAPAN LTD		25.000	25.000
**D	GIM SPECIALIST INVESTMENT FUNDS		12.809	12.809
**D	THE MASTER TRUST BANK OF JAPAN LTD		4.284	4.284
**D	MF PICTET MULTI ASSET FUND		6.751	6.751
**D	JAPAN TRUSTEE SERVICES BANK LTD		6.027	6.027
**D	THORNBURG GLOBAL EQUITY FUND		134.917	134.917
**D	THORNBURG INTERNATIONAL EQUITY FUND		2.354	2.354
**D	THE MASTER TRUST BANK OF JAPAN LTD		2.052	2.052
**D	JAPAN TRUSTEE SERVICES BANK LTD		2.117	2.117
**D	FIDELITY SAL ST FIDELITY GLOBAL EX US IN		124.653	124.653
**D	VANGUARD FUNDS PLC		264.224	264.224
**D	THORNBURG GLOBAL INVESTMENT PLC		146.895	146.895
**D	LCAM GLOBAL EQUITY FUNDS		4.597	4.597
**D	SCHWAB FUNDAMENTAL INTERNATIONAL LARGE COMPANY INDEX FUND		44.385	44.385

Assemblea Ordinaria del 18 aprile 2019

LISTA ESITO DELLE VOTAZIONE

Oggetto: Acquisto e alienazione di azioni

FAVOREVOLI

Badge	Ragione Sociale	Proprio	Delega	Totale
**D	MACQUARIE GLOBAL LISTED INFRASTRUCTURE C	126.047		126.047
**D	SEI INSTITUTIONAL MANAGED TRUST MULTI-AS		3.095	3.095
**D	VANGUARD INVESTMENT SERIES PLC	249.245		249.245
**D	VANGUARD INVESTMENT SERIES PLC	187.689		187.689
**D	VANGUARD INVESTMENT SERIES PLC	130.464		130.464
**D	VANGUARD INVESTMENT SERIES PLC	20.589		20.589
**D	LOS ANGELES CAPITAL GLOBAL FUND PLC	47.802		47.802
**D	FIDELITY SALEM STREET TRUST: SPARTAN TOTAL INTERNATIONAL INDEX FUND	9.488		9.488
**D	SEI INST.MAN.TRUST - MIM VOLAT.FUND	15.203		15.203
**D	FIDELITY UCITS ICAV	100.785		100.785
**D	FIDELITY SALEM STREET TRUST: FIDELITY SAI INTERNATIONAL VALUE INDEX FUND	1.348		1.348
**D	FIDELITY UCITS II ICAV	1.648		1.648
**D	VARIABLE INSURANCE PRODUCTS FUND II: INTERNATIONAL INDEX PORTFOLIO	18.394		18.394
**D	FIDELITY SALEM STREET TRUST: FIDELITY ZERO INTERNATIONAL INDEX FUND	2.445		2.445
**D	FIDELITY CONCORD STREET TRUST: FIDELITY SERIES INTERNATIONAL INDEX FUND	2.408		2.408
**D	MONDRIAN GLOBAL LISTED INFRASTRUCTURE FUND	72.824		72.824
**D	COHEN & STEERS GLOBAL LIST. INFR.FD	692.909		692.909
**D	NUVEEN GLOBAL INFRASTRUCTURE FUND	4.314		4.314
**D	ADVISOR MANAGED TRUST - TACTICAL OFFENSI	3.898		3.898
**D	CORNERSTONE ADVISORS GLOBAL PUBLIC EQUITY FUND	50.321		50.321
**D	CORNERSTONE ADVIS GLOBAL PUBLIC EQUITY F	952		952
**D	PANAGORA RISK PARITY M.A.C.FD	20.601		20.601
**D	UNIVERSAL-CAV	2.610		2.610
**D	ALLIANZGI FONDS ALLRA	4.770		4.770
**D	ALLIANZGI FONDS USES	2.390		2.390
**D	ALLIANZGI FONDS DUNHILL	8.864		8.864
**D	ALLIANZGI FONDS PFI	15.253		15.253
**D	ALLIANZGI FONDS PFALCO	26.910		26.910
**D	ALLIANZGI FONDS AESAN	18.760		18.760
**D	ALLIANZGI FONDS AMEV	2.780		2.780
**D	KREBSHILFE 2 FONDS	4.420		4.420
**D	ALLIANZGI FONDS CAESAR	3.454		3.454
**D	ALLIANZGI FONDS AFE	1.860		1.860
**D	SDK K3 FONDS	8.694		8.694
**D	ALLIANZGI FONDS DPF DILLINGER PENSIONSFO	38.364		38.364
**D	JANUS HENDERSON INSTITUTIONAL EUROPEAN INDEX OPPORTUNITIES FUND	49.993		49.993
**D	FINANCED INDEX INTERNATIONAL SHARE FUND	4.997		4.997
**D	AUSTRALIAN CATHOLIC SUPERAN RETIREM FUND	285.033		285.033
**D	VIEW INFRASTRUCTURE FUND	7.837		7.837
**D	AMP CNP UNHEDGED GL SHS MULTI MAN FUND	47.610		47.610
**D	AMP INTERNATIONAL EQUITY INDEX FUND HEDG	219.577		219.577
**D	FIRST STATE INVESTMENTS GLOBAL LISTED IN	3.640		3.640
**D	IPAC SPEC INV STR INT SHARESTRATEGY NO 1	194.707		194.707
**D	AMP GLOBAL LISTED INFRAST INDEX FUND HED			

Azionisti: 1.226 Teste: 16
 Azionisti in proprio: 8 Azionisti in delega: 1.218



Assemblea Ordinaria del 18 aprile 2019

LISTA ESITO DELLE VOTAZIONE

Oggetto: Acquisto e alienazione di azioni

FAVOREVOLI

Badge	Ragione Sociale	Proprio	Delega	Totale
**D	UNISUPER		4.463	4.463
**D	WHOLESALE UNIT TRUST GL. INFRASTRUCTURE F		51.421	51.421
**D	AMP CAPITAL GLOBAL LISTED INFRASTR. FD		98.321	98.321
**D	BPSS SYD/UNISUPER		730.445	730.445
**D	WHOLESALE UNIT TRU MSCI GLOB IND SHAR FU		2.735	2.735
**D	IPAC SPEC INVEST STR LISTED GL INFR		43.532	43.532
**D	AMP CAP GLO INFRA SEC F (UNHEDGED)MAN FU		8.137	8.137
**D	AMP CAPITAL GLOBAL INFR SECUR FUND UNHED		388.717	388.717
**D	AMP GLOBAL LISTED INFR MARKET IND FD HE		414.804	414.804
**D	MERCER UNHEDGED OVERSEAS SHARES TRUST		1.004	1.004
**D	FCP ALM ACTIONS EURO		147.438	147.438
**D	STICHTING AHOLD DELHAIZE PENSIOEN		32.840	32.840
**D	ACTIAM RESPONSIBLE INDEX FUND EQUITY EUR		123.595	123.595
**D	FONDS DE RESERVE POUR LES RETRAITES		276.461	276.461
**D	ERAFP ACTIONS EUROS 1		1.131.621	1.131.621
**D	SWISS LIFE LUXEMBOURG SA		69.419	69.419
**D	BANQUE PICTET & CIE SA		5.761	5.761
**D	PICTET GLOBAL SELECTION FUND		131.013	131.013
**D	PICTET GLOBAL SELECTION FUND - GLOB		4.473.727	4.473.727
**D	PICTET-EUROLAND INDEX		25.964	25.964
**D	PICTET-EUROPE INDEX		93.331	93.331
**D	FOREIGN STOCK INDEX MOTHER FUND		13.457	13.457
**D	SHINKO GLOBAL EQUITY INDEX MOTHER FUND		337	337
**D	GLOBAL HIGH DIVIDEND EQUITY MOTHER FUND		270.000	270.000
**D	FTSE-EDHEC RISK EFFICIENT INT DEVELOPED COUNTRIES INDEX		796	796
**D	GIVI GLOBAL EQUITY FUND A SERIES TRUST OF GLOBAL MULTI STRATEGY		10.759	10.759
**D	UBI SICAV		28.401	28.401
**D	MACQUARIE - GLOBAL LISTED INFR FD		34.404	34.404
**D	BROOKFIELD INVESTMENT FUNDS UCITS		394.649	394.649
**D	JSS INVESTMENTFONDS II		107.309	107.309
**D	MAPLE BROWN ABBOTT FUNDS PLC		422.684	422.684
**D	NFS LIMITED TRAFALGAR COURT ADMIRAL		6.125	6.125
**D	SHELL TRUST (BERMUDA) LTD AS TRUSTEE OF THE SHELL OVERSEAS CONTRIBUTORY PENSION FUND		8.623	8.623
**D	SHELL TRUST (BERMUDA) LIMITED AS TRUSTEE OF THE SHELL INTERNATIONAL PENSION FUND		6.820	6.820
**D	NFS LIMITED TRAFALGAR COURT ADMIRAL		21.024	21.024
**D	CONSTRUCTION AND BUILDING UNIONS SUPERANNUATION FUND		27.903	27.903
**D	VANGUARD GLOBAL MINIMUM VOLATILITY FUND		1.004	1.004
**D	VANGUARD INTERNATIONAL SHARE INDEX FUND		149.377	149.377
**D	VANGUARD GLOBAL INFRASTRUCT. INDEX FUND		109.066	109.066
**D	SAS TRUSTEE CORPORATION		6.197	6.197
**D	H.E.S.T. AUSTRALIA LIMITED		23.597	23.597
**D	CONSTRUCTION AND BUILDING UNIONS SUPERANNUATION FUND		11.691	11.691
**D	LGIA SUPER TRUSTEE AS TRUSTEE FOR LGIA		231.305	231.305

Pagina 10

Azionisti: 1.226 Teste: 16
 Azionisti in proprio: 8 Azionisti in delega: 1.218

Assemblea Ordinaria del 18 aprile 2019

LISTA ESITO DELLE VOTAZIONE
Oggetto: Acquisto e alienazione di azioni

FAVOREVOLI

Badge	Ragione Sociale	Proprio	Delega	Totale
**D	CONSTRUCTION AND BUILDING UNIONS SUPERANNUATION FUND		17.287	17.287
**D	UBS ASSET MANAGEMENT LIFE LTD		323.117	323.117
**D	JPMORGAN CHASE BANK - PB - UNITED STATES TRUSTS		1.376	1.376
**D	BANCO CENTRAL DE TIMOR EST		35.091	35.091
**D	THE BOEING COMPANY EMPLOYEE RETIREMENT PLANS MASTER TRUST		265.022	265.022
**D	THE BOEING COMPANY EMPLOYEE RETIREMENT PLANS MASTER TRUST		196.838	196.838
**D	ROCKEFELLER & CO., INC		13.781	13.781
**D	TCORPIM INDEXED INTERNATIONAL SHARE (UNHEDGED) FUND		5.909	5.909
**D	FIDELITY FIRST GLOBAL FUND		922	922
**D	ANZ WHOLESALE INTERN.SHARE NO. 1 FUND		1.760	1.760
**D	OPTIMIX GLOBAL LISTED INFRASTRUCTUR		138.970	138.970
**D	VANGUARD ETHICALLY CONSCIOUS INTERNATIONAL SHARES INDEX FUND		4.181	4.181
**D	JPMORGAN CHASE BANK - PB - UNITED STATES PARTNERSHIP		1.214	1.214
**D	ONEPATH LOW VOLATILITY GLOBAL EQ IN POOL		31.278	31.278
**D	TELSTRA SUPERANNUATION SCHEME		268.333	268.333
**D	ONEPATH GLOBAL SHARES - GLOBAL INFRASTRUCTURE (HEDGED) INDEX POOL		790.025	790.025
**D	CONNECTICUT GENERAL LIFE INSURANCE COMPANY		975	975
**D	FQ ESSENTIAL BETA FUND LTD		5.000	5.000
**D	LUCRF PTY LTD FOR THE LABOUR UNION CO-OPERATIVE RETIREMENT FUND		3.154	3.154
**D	ONEPATH GLOBAL SHARES - LARGE CAP (UNHEDGED) INDEXPOOL		47.062	47.062
**D	IBM PERSONAL PENSION PLAN TRUST		3.114	3.114
**D	NEW YORK LIFE INSURANCE		2.620	2.620
**D	NEW YORK LIFE INSURANCE COMPANY		25.396	25.396
**D	BOMBARDIER TRUST U.S. MASTER TRUST		71.097	71.097
**D	UBS MSCI WORLD MINIMUM VOLATILITY IND FD		9.387	9.387
**D	UBS FTSE RAFI DEVELOPED 1000 INDEX FUND		4.423	4.423
**D	FUNDACAO CALOUSTE GULBENKIAN		10.978	10.978
**D	SBC MASTER PENSION TRUST SBC MASTER PENSION TRUST 208		12.180	12.180
**D	JNL/MELLON CAPITAL INTNAL INDEX FUND		61.908	61.908
**D	FLEXSHARES INTERNATIONAL QUALITY DIVIDEND DEFENSIVE INDEX FUND		10.449	10.449
**D	FLEXSHARES MORNINGSTAR DEVELOPED MARKETS EX-US FACTOR TILT INDEX FUND		19.090	19.090
**D	FLEXSHARES INTERNATIONAL QUALITY DIVIDEND INDEX FUND		85.207	85.207
**D	VANTAGETRUST III MASTER COLLECTIVE INVESINVESTMENT FUNDS TRUST		29.337	29.337
**D	T ROWE PRICE INTERNATIONAL EQUITY INDEX FUND		23.646	23.646
**D	JNL/FIRST STATE GLOBAL INFRASTRUCTURE FUND		1.415.758	1.415.758
**D	ABU DHABI RETIREMENT PENSIONS AND BENEFITS		14.498	14.498
**D	JNL-S&P INTERNATIONAL 5 FUND		17.551	17.551
**D	SBC MASTER PENSION TRUST		21.057	21.057
**D	FLEXSHARES STOXX GLOBAL BROAD INFRASTRUC		255.564	255.564
**D	GOLDMAN SACHS TRUST - GOLDMAN SACHS ABSOLUTE RETURN TRACKER FUND		5.100	5.100
**D	GOLDMAN SACHS TRUST- GOLDMAN SACHS INTER		37.999	37.999
**D	PUBLIC EMPLOYEES RETIREMENT SYSTEM OF OHIO		52.653	52.653
**D	MTB GOVERNMENT PENSION INVESTMENT FUND 4		1.851.962	1.851.962



Assemblea Ordinaria del 18 aprile 2019

*LISTA ESITO DELLE VOTAZIONE

Oggetto: Acquisto e alienazione di azioni

FAVOREVOLI

Badge	Ragione Sociale	Proprio	Delega	Totale
**D	THE MASTER TRUST BANK OF JAPAN LTD		534.027	534.027
**D	SHELL PENSIONS TRUST LIMITED AS TRUSTEE OF SHELL CONTRIBUTORY PENSION FUND		8.172	8.172
**D	THE BARCLAYS BANK UK RETIREMENT FUND		5.556	5.556
**D	VANGUARD FIDUCIARY TRUST COMPANY EUROPEAN STOCK INDEX TRUST		26.977	26.977
**D	VANGUARD TOTAL INTERNATIONAL STOCK INDEXFUND	8.313.191		8.313.191
**D	MTB FOR GOVERNMENT PENSION FD45828		257.809	257.809
**D	THE MASTER TRUST BANK OF JAPAN LTD	1.009.491		1.009.491
**D	ALLIANZGI-FONDS DSPT		13.752	13.752
**D	FIDELITY EUROPEAN VALUES PLC	694.350		694.350
**D	FIDELITY INVESTMENT FUNDS III FIDELITY DIVERSIFIED GROWTH FUND		2.851	2.851
**D	THE MASTER TRUST BANK OF JAPAN	247.489		247.489
**D	BUREAU OF LABOR FUNDS- LABOR PENSION FUND		902	902
**D	BUREAU OF LABOR FUNDS- LABOR PENSION FUND		17.316	17.316
**D	BUREAU OF LABOR FUNDS-LABOR RETI FUND		5.091	5.091
**D	BUREAU OF LABOR FUNDS-LABOR RETI FUND		3.834	3.834
**D	BUREAU OF LABOR FUNDS-LABOR INSURANCE FUND		103.677	103.677
**D	BUREAU OF LABOR FUNDS- LABOR PENSION FUND		102.123	102.123
**D	STATE OF WYOMING		27.166	27.166
**D	FIDELITY INVESTMENT FUNDS - FIDELITY INDEX WORLD FUND		16.453	16.453
**D	FIDELITY INVESTMENT FUNDS EUROPEAN FUND	1.507.785		1.507.785
**D	FIDELITY INVESTMENT FUNDS - FIDELITY INDEX EUROPE EX UK FUND		22.531	22.531
**D	TRUST AND CUSTODY SERVICES BANK LIMITED		43.688	43.688
**D	JPMORGAN BETABUILDERS EUROPE ETF	181.263		181.263
**D	JPMORGAN DIVERS RETURN EU EQUIT ETF		1.901	1.901
**D	OSHARES FTSE EUROPE QUALITY DIVIDEND ETF		3.336	3.336
**D	OPPENHEIMER MACQUARIE GLOBAL INFRASTR FU	268.777		268.777
**D	JPMORGAN DIVERSIFIED FUND		2.033	2.033
**D	HCNI II LLC	74.500		74.500
**D	STAR FAMILY FOUNDATION		13.095	13.095
**D	NEW YORK LIFE INSURANCE AND ANNUITY CO		30.945	30.945
**D	KATHERINE C. MOORE CHARITABLE LEAD ANNUITY TRUST I		959	959
**D	UNITED STATES STEEL CORPORATION REPRESENTED RETIREES BENEFIT TRUST		524	524
**D	ARELJAY II LLC	227.700		227.700
**D	COMMINGLED PENSION TRUST FUND (INTREPID INTERNATIONAL) OF JPMORGAN CHASE BANK	134.977		134.977
**D	HOBART FAMILY INVESTMENTS LLC		1.982	1.982
**D	THE KATHERINE MOORE REVOCABLE TRUST		486	486
**D	JAMES A STAR	105.154		105.154
**D	CROWN FUND		747.961	747.961
**D	CROWN FUND II		365.300	365.300
**D	COLONEL HENRY CROWN SCHOLARSHIP FUND		1.290	1.290
**D	CROWN ICF FUND LLC	149.000		149.000
**D	CROWN FAMILY FOUNDATION		92.400	92.400
**D	ARIE & IDA CROWN MEMORIAL		323.600	323.600

Assemblea Ordinaria del 18 aprile 2019

LISTA ESITO DELLE VOTAZIONE

Oggetto: Acquisto e alienazione di azioni

FAVOREVOLI

Badge	Ragione Sociale	Proprio	Delega	Totale
**D	FIDELITY INVESTMENTS MONEY MANAGEMENT INC		1.326	1.326
**D	PROSHARES DJ BROOKFIELD GLOB.INFRASTR.ET		40.817	40.817
**D	THE BOMBARDIER TRUST (UK)		590.750	590.750
**D	BOMBARDIER TRUST (CANADA) REAL RETURN ASSET FUND		530.276	530.276
**D	BROOKFIELD GLOBAL INFRASTRUCTURE SECURIT		174.400	174.400
**D	BROOKFIELD GLOBAL LISTED INFRASTRUCTURE		427.800	427.800
**D	FONDS DE SOLIDARITE DES TRAV.QUEBEC FTQ		15.701	15.701
**D	RARE INFRASTRUCTURE VALUE FUUND HEDGED		1.035.155	1.035.155
**D	RARE INFRASTRUCTURE INCOME FUND		5.683	5.683
**D	RARE INFRASTRUCTURE VALUE FUND UNHEDGED		1.027.448	1.027.448
**D	4D GLOBAL INFRASTRUCTURE FUND		28.045	28.045
**D	MAPLE BROWN ABBOT GLOBAL LISTED INFR FD		692.746	692.746
**D	MANULIFE INVESTMENT EXCHANGE FUND CORP		72.700	72.700
**D	MANULIFE GLOBAL INFRASTRUCTURE FUND		237.300	237.300
**D	MANULIFE SOBEYS GLOBAL EQUITY FUND UT		147.700	147.700
**D	REGIME DE RETRAITE DU PERSONNEL DES CPE		156.977	156.977
**D	LABORERS PENSION FUND OF WESTERN CANADA		54.900	54.900
**D	SVS TPI INCOME BUILDER 1		83.764	83.764
**D	SWISS NATIONAL BANK		3.145.062	3.145.062
**D	TRUST E CUSTODY SERVICES BANK LTD		60.627	60.627
**D	TRUST & CUSTODY SERVICES BANK LTD AS TRUSTEE FOR PENSION INVESTMENT FUND TRUST NUMBER 21		9.201	9.201
**D	BEST INVESTMENT CORPORATION		736.712	736.712
**D	BEST INVESTMENT CORPORATION		280.534	280.534
**D	ALLIANZ CHOICE BEST STYLES EUROPE FUND		31.810	31.810
**D	HSBC MANAGED STABLE FUND		164	164
**D	HSBC MANAGED STABLE GROWTH FUND		176	176
**D	HSBC MANAGED BALANCED FUND		1.384	1.384
**D	HSBC MANAGED GROWTH FUND		2.397	2.397
**D	FTSE ALL WORLD INDEX FUND		29.932	29.932
**D	REASSURE LIMITED		143.061	143.061
**D	FIRST STATE GLOBAL UMBRELLA FUND PLC-FIR		16.427	16.427
**D	HSBC GLOBAL ASSET MANAGEMENT LTD		2.570	2.570
**D	PUTM ACS EUROPEAN EX UK FUND		64.274	64.274
**D	FIRST STATE GLOBAL UMBRELLA FUND PLC		1.519.616	1.519.616
**D	HSBC EUROPEAN INDEX FUND		136.191	136.191
**D	PHOENIX LIFE LIMITED		309.066	309.066
**D	TRIGRID CAPITAL DESIGNATED ACTIVITY COMPAN		12.656.265	12.656.265
**D	HSBC MSCI EUROPE UCITS ETF		17.658	17.658
**D	HSBC GLOBAL INVESTMENT FUNDS		4.245	4.245
**D	NATIONAL GRID UK PENSION SCHEME		19.051	19.051
**D	PUTM EUROPEAN UNIT TRUST		5.952	5.952
**D	PUTM BOTHWELL EUROPE FUND		377.233	377.233
**D	HSBC ETFS		6.266	6.266



Assemblea Ordinaria del 18 aprile 2019

LISTA ESITO DELLE VOTAZIONE

Oggetto: Acquisto e alienazione di azioni

FAVOREVOLI

Badge	Ragione Sociale	Proprio	Delega	Totale
**D	SONDERVERMOEGEN ALLIANZ VGI 1 FONDS		9.010	9.010
**D	MELLON OFFSHORE FUNDS C/O CIBC BANK AND TRUST COMPANY (CAYMAN) LIMITE		1.851.790	1.851.790
**D	ABERDEEN MONCEAU		4.861	4.861
**D	LA FRANCAISE INFLECTION POINT ACTION EUR		55.385	55.385
**D	CAISSE DES DEPOTS ET CONSIGNATIONS		30.252	30.252
**D	UNIVERSE THE CMI GLOBAL NETWORK FUND		59.558	59.558
**D	KAPITALFORENINGEN PENSAM INVEST PSI 10 GLOBALE AKTIER		24.939	24.939
**D	ROBECO CAPITAL GROWTH FUND		1.746	1.746
**D	DEAM INVEST B		329.696	329.696
**D	STICHTING SHELL PENSIOENFONDS		13.830	13.830
**D	ROBECO UMBRELLA FUND I N.V.		2.663	2.663
**D	AXA EQUITABLE LIFE INSURANCE CO		4.433	4.433
**D	FIDUCIARY TRUST COMPANY INTERNATIONAL AS		1.033	1.033
**D	EQ ADVISORS TRUST - ATM INTERNATIONAL MANAGED VOLATILITY PORTFOLIO		15.611	15.611
**D	EQ ADV DYNAMIC MODERATE GROWTH PORTFOLIO		19.450	19.450
**D	EQ ADVISORS TRUST - AXA / AB DYNAMIC GROWTH PORTFOLIO		4.319	4.319
**D	ARTEMIS GLOBAL EQUITY INCOME FUND		180.723	180.723
**D	ARTEMIS MONTHLY DISTRIBUTION FUND		158.157	158.157
**D	NEW MEXICO STATE INVESTMENT COUNCIL		21.121	21.121
**D	NBIMC EAFE EQUITY INDEX FUND - CLASS N		11.571	11.571
**D	ASSOCIATION BIENF RETR POL VILLE MONTREA		11.600	11.600
**D	NBIMC PUBLIC INFRASTRUCTURE (2017)		71.019	71.019
**D	FCP LBPAM AVENIR EURO		2.499	2.499
**D	FCP LBPAM ACTIONS EURO LARGE CAP		51.055	51.055
**D	FCP FEDERIS IRC ACTIONS		53.407	53.407
**D	FUJI XEROX PENSION FUND		117.618	117.618
**D	SAS TRUSTEE CORPORATION		782.085	782.085
**D	MINE SUPERANNUATION FUND		432.393	432.393
**D	BUREAU OF LABOR FUNDS - LABOR RETIREMENT FUND		570.144	570.144
**D	COLUMBIA GLOBAL INFRASTRUCTURE FUND		361.500	361.500
**D	MULTI-MANAGER DIRECTIONAL ALTERNATIVE STRATEGIES FUND		4.667	4.667
**D	SUN LIFE SENTRY INFRASTRUCTURE FUND		835.252	835.252
**D	NMM5-WIEQ-NVN ACCOUNT		10.480	10.480
**D	NMM5 WIEQ BRF ACCOUNT		29.800	29.800
**D	NMM5 GIEP NVN ACCOUNT		57.239	57.239
**D	WIF LAZ GBL PFD LIS INFRA		1.128.354	1.128.354
**D	ANIMA SGR- ANIMA GEO ITALIA		138.915	138.915
**D	ANIMA SGR SPA ANIMA SELEZIONE EUROPA		281.368	281.368
**D	ANIMA SGR SPA ANIMA ALTO POTENZIALE EUROPA		155.000	155.000
**D	ANIMA SGR- ANIMA ITALIA		92.496	92.496
**D	ANIMA EUROPA ANIMA SGR SPA		127.500	127.500
**D	BNYMTCIL CGF WDEQ LA		14.122	14.122
**D	STATE OF WISCONSIN INVESTMENT BOARD		434.445	434.445

Assemblea Ordinaria del 18 aprile 2019LISTA ESITO DELLE VOTAZIONE
Oggetto: Acquisto e alienazione di azioni

FAVOREVOLI

Badge	Ragione Sociale	Proprio	Delega	Totale
**D	THE GOVERNMENT EMPLOYEES PENSION FUND GEPF	16.876	16.876	16.876
**D	SUBSIDIZED SCHOOLS P FUND NORTHERN	6.054	6.054	6.054
**D	THE HARTFORD RETIREMENT PLAN TRUST FOR US EMPLOYEES	9.947	9.947	9.947
**D	LEGG MASON GLOBAL INFRASTRUCTURE ETF	10.127	10.127	10.127
**D	KAPITALFORENINGEN EMD INVEST GLOBALE AKTIER III	2.288	2.288	2.288
**D	RARE GLOBAL INFRASTRUCTURE VALUE FUND	41.949	41.949	41.949
**D	GS TACS MARKET CONTINUOUS INTERNATIONAL	28.450	28.450	28.450
**D	DT INTERNATIONAL STOCK INDEX FUND	26.742	26.742	26.742
**D	GREAT WEST CORE STRATEGIES INTERNATIONAL EQUITY FUND	2.112	2.112	2.112
**D	RCKFLR BROS RHMBLN ACWI EXUS 290611 ROCKEFELLER BROTHERS FUND INC	1.278	1.278	1.278
**D	PRU INCOME BUILDER JEN EQ INC PDKD	35.238	35.238	35.238
**D	BNYMTCIL WINTON EUROPEAN EQU FD T	10.054	10.054	10.054
**D	BNYMTCIL WINTON GLOBAL EQUITY FD TR	1.729	1.729	1.729
**D	LEGAL AND GENERAL UCITS ETF PLC	14.921	14.921	14.921
**D	NATIONAL BANK TRUST	2.111.681	2.111.681	2.111.681
**D	VANGUARD FTSE ALL WORLD EX US INDEX FUND	948.975	948.975	948.975
**D	VANGUARD EUROPEAN STOCK INDEX FUND	1.035.863	1.035.863	1.035.863
**D	USBK TR QKR GLBL TAC ALL FUND	40.865	40.865	40.865
**D	MACQUARIE MANAGEMENT HOLDINGS INC	5.258	5.258	5.258
**D	WESPATH FUNDS TRUST	2.947	2.947	2.947
**D	UMC BENEFIT BOARD, INC	30.969	30.969	30.969
**D	ALAMOSA LLC .	719	719	719
**D	STICHTING SPOORWEGPENSIOENFONDS	10.081	10.081	10.081
**D	INVESCO S AND P EUROPE 350 EQUAL WEIGHT INDEX ETF	3.019	3.019	3.019
**D	NEWTON MULTI-ASSET GROWTH FUND	980.175	980.175	980.175
**D	DEP QF SSGA NONUS EQUITY H1	1.450	1.450	1.450
**D	DEP QF SSGA NONUS EQUITY R2	4.325	4.325	4.325
**D	DEP QF SSGA NONUS EQUITY B1	1.964	1.964	1.964
**D	DEP QF SSGA NONUS EQUITY B2	2.010	2.010	2.010
**D	GENERAL MILLS GROUP TRUST	28.964	28.964	28.964
**D	MINISTERS AND MISSNRES BENEFIT BRD OF AMERICAN BPTST CHURCHES	4.669	4.669	4.669
**D	GNEF COL EAFE GINNA Q	1.000	1.000	1.000
**D	GRANT SCHOOLS PROVIDENT FUND	621	621	621
**D	SUBSIDIZED SCHOOLS PROVIDENT FUND	15.014	15.014	15.014
**D	IQ 500 INTERNATIONAL ETF	2.936	2.936	2.936
**D	SSGA INTL EQ TAX	2.147	2.147	2.147
**D	PRU GENNN EQUITY INC PDT1	676.145	676.145	676.145
**D	GREEN & LOZIER	12.770	12.770	12.770
**D	CERVENKA INTERNATIONAL LLC	19.903	19.903	19.903
**D	FLORISA LLC	35.367	35.367	35.367
**D	THE EARL VICTOR PAGE MEMORIAL FNDN	12.128	12.128	12.128
**D	MUSMIA GLOBAL EQUITY	1.607	1.607	1.607
**D	BOA OMNIBUS PERAMETRIC	3.014	3.014	3.014



Assemblea Ordinaria del 18 aprile 2019

LISTA ESITO DELLE VOTAZIONE

Oggetto: Acquisto e alienazione di azioni

FAVOREVOLI

Badge	Ragione Sociale	Proprio	Delega	Totale
**D	RAILWAYS PENSION TRUSTEE COMPANY LIMITED		133.961	133.961
**D	BNYMTD DEP OF PG GENERATIONS FUND		42.676	42.676
**D	DRMA LTD		28.349	28.349
**D	CENTRAL PENSION FUND OF THE INT UNION OF OPERATING ENGINEERS AND PARTICIPATING EMPLOYERS		6.566	6.566
**D	WF MFS LTD EAFE GLOBAL		2.123	2.123
**D	MAN GLG EUROPEAN ALPHA INCOME FUND		5.000	5.000
**D	VIRTUS DUFF AND PHELPS GLOBAL INFRASTRUCTURE FUND		94.545	94.545
**D	C9W CITW FD PARAMETRIC		849	849
**D	FIRE AND POLICE PENSION ASSOCIATION OF COLORADO		8.699	8.699
**D	THE BOSTON COMPANY ASSET MANAGEMENT		48.774	48.774
**D	VERSUS CAPITAL REAL ASSETS FUND LLC		291.300	291.300
**D	TEXAS UTILITIES QUAL NDT PARTNERSHIP		858	858
**D	FIDELITY SALEM STREET TRUST FIDELITY SAI INTERNATIONAL INDEX FUND		253.783	253.783
**D	UNION BANK		2.089	2.089
**D	DEUTSCHE XTRK MSCI EAFE HDY HDG ETF		68.692	68.692
**D	US BANK TAX EXEMPT OMNI REP NONRECC		725	725
**D	USBK REGIONAL TRANSPORTATION DSPP		738	738
**D	B4305 FRB S LUND RES TR FBO B LUND		420	420
**D	B4306 FRB M LUND REV TR		328	328
**D	U S BANK NATIONAL ASSOCIATION		534	534
**D	2048 APG DME LACM GL		190.372	190.372
**D	SSGA GLOBAL TEMC STRAT POOL		6.525	6.525
**D	PANAGORA RISK PARITY MULTI ASSET MASTER FUND LTD		14.274	14.274
**D	THE BANK OF NEW YORK MELLON EMPLOYEE BENEFIT COLLECTIVE INVESTMENT FUND PLAN		398.213	398.213
**D	CF DV INTERNATIONAL STOCK INDEX FUND		22.983	22.983
**D	PHILADELPHIA GAS WORKS PENSION PLAN		746	746
**D	PSG DIVERSIFIED INFRASTRUCTURE LLC		9.200	9.200
**D	FIRST STATE INVESTMENTS ICVC FIRST STATE GLOBAL LISTED INFRASTRUCTURE FUND		2.869.220	2.869.220
**D	THE COMMONWEALTH FUND		115	115
**D	THE UNIVERSITY COURT OF THE UNIVERSITY OF GLASGOW		2.087	2.087
**D	RELIANCE TRUST INSTITUTIONAL RETIREMENT TRUST		42.500	42.500
**D	AUTO CLUB GROUP		31.014	31.014
**D	IVY PROSHARES MSCI ACWI INDEX FUND		1.190	1.190
**D	ADVANCED SERIES TRUST -AST ACADEMIC STRATEGIES ASSET ALLOCATION PORTFOLIO		14.607	14.607
**D	MACQUARIE GLOBAL INFRASTRUCTURE TOTAL RETURN FUND INC		926.511	926.511
**D	U S BANK NATIONAL ASSOCIATION		20.365	20.365
**D	BNY MELLON GLOBAL INFRASTRUCTURE INCOME FUND		29.662	29.662
**D	STEWARDSHIP FOUNDATION		278	278
**D	WBW TRUST NUMBER ONE		333	333
**D	1975 IRREV TRUST OF C D WEYERHAEUSER		641	641
**D	CDW 73 IRR PARA GL		212	212
**D	NKB SII EUROPE VALUE		9.307	9.307
**D	NKB SII GLOBAL AKTIER MIN RISIKO		75.300	75.300

Assemblea Ordinaria del 18 aprile 2019

LISTA ESITO DELLE VOTAZIONE
Oggetto: Acquisto e alienazione di azioni

FAVOREVOLI

Badge	Ragione Sociale	Proprio	Delega	Totale
**D	EMPLOYEES RETIREMENT SYSTEM OF TEXAS		125.000	125.000
**D	DEUTSCHE XTRKS MSCI ALL WORLD HDG		2.300	2.300
**D	BOK MCM DM PEQ		19.496	19.496
**D	AOHIT HAI RHUMBLINE EAFE THE ARCHDIOCESE OF HARTFORD INVESTMENT TRUST		310	310
**D	HRCO RPMT HAP RHUMBLINE EAFE		266	266
**D	PUBLIC EMPLOYEES RETIREMENT SYSTEM OF MISSISSIPPI		73.202	73.202
**D	BNY MELLON GLOBAL FUNDS PLC		45.449	45.449
**D	GAMMA EMIRATES INVESTMENTS LLC		1.082	1.082
**D	NYKREDIT INVEST TAKTISK ALLOKERING		5.637	5.637
**D	WILM MULTI MGR FD JO HAMBRO		121.400	121.400
**D	56053 IP GLOBAL EQUITIES I		30.968	30.968
**D	PS FTSE RAFI EU UCITS ETF BNYMTCIL		623	623
**D	POWERSHARES GLOBAL FUNDS IRELAND PLC		500	500
**D	PS FTSE RAFI DEVEL MAR EX US PORT		52.037	52.037
**D	BNYMTCIL GLG EUROPEAN EQ ALTER TRAD		1.968	1.968
**D	PRUDENTIAL INVESTMENT PORTFOLIOS INC PRUDENTIAL BALANCED FUND		1.143	1.143
**D	AST JENNISON GLOBAL INFRASTR PDMN		17.680	17.680
**D	PRU JEN GL INFRASTRUCTURE FUND PDLF		56.765	56.765
**D	AST MORGAN STANLEY MULTI ASSET PDMS		2.158	2.158
**D	GREAT WEST INTERNATIONAL INDEX FUND		38.306	38.306
**D	COMMONWEALTH OF PENNSYLVANIA PUBLIC SCHOOLEMPLOYEES RETIREMENT SYSTEM		104.200	104.200
**D	PFI INTL EQUITY INDEX FUND		37.630	37.630
**D	BNYMTCIL LAZARD GBL EQTY FRNCHS FND		456.780	456.780
**D	BNYMTCIL LAZARD GBL LI EQUITY FD	5.644.166		5.644.166
**D	BNYTD CF MACQUARIE GBL INFRS SRS FD		69.224	69.224
**D	PFI OVERSEAS FD PMC		19.191	19.191
**D	BNYTD CF CANLIFE GBL INFRA FD		58.286	58.286
**D	CTJ RE STANLIB GLOBAL EQUITY FD AB		2.800	2.800
**D	NATWEST DEP NEWTON ML AS DIV RET FD		63.002	63.002
**D	IQ 50 PERCENT HEDGED FTSE INTL ETF		13.482	13.482
**D	IQ 50 PERCENT HEDGED FTSE EURO ETF		507	507
**D	DEUTSCHE XTRK MSCI EMU HDG EQ ETF		3.167	3.167
**D	VOYA INTERNATIONAL INDEX PORTFOLIO		62.932	62.932
**D	THE AMERICAN UNIVERSITY IN CAIRO		2.630	2.630
**D	CC COL EAFE Q UN 2		1.400	1.400
**D	CC COL EAFE Q UN 1		1.100	1.100
**D	CC COL EAFE NMP Q		2.200	2.200
**D	DABC MD SSGA TAX		599	599
**D	DABC Q SSGA INTL TC		779	779
**D	SPDR STATE STREET INTL EQ		34.504	34.504
**D	SRSY PARAMETRIC DELTA SHIFT		1.232	1.232
**D	SEATTLE CITY EMPLOYEES RETIREMENT SYSTEM		497	497
**D	SEMPRA ENERGY PENSION MASTER TRUST		13.156	13.156

Pagina 17

Azionisti 1.226 Teste: 16
 Azionisti in proprio: 8 Azionisti in delega: 1.218



Assemblea Ordinaria del 18 aprile 2019

LISTA ESITO DELLE VOTAZIONE
 Oggetto: Acquisto e alienazione di azioni

FAVOREVOLI

Badge	Ragione Sociale	Proprio	Delega	Totale
**D	TEACHERS` RETIREMENT SYSTEM OF LOUISIANA		1	1
**D	INVESTERINGSFORENINGEN LAEGERNES INVEST,		432	432
**D	AIF 21104 LPI AKT EUROPA II		26.720	26.720
**D	AST ACADEM STRAT AAJENNISON PD07		338.917	338.917
**D	PFI DIV REAL ASSET FUND MACQUARIE		747.392	747.392
**D	DEUTSCHE XTRKS MSCI EURO CCYHDG		45.978	45.978
**D	POWERSHARES PUREBETA FTSE DEVELOPED EX NORTHAMERICA PORTFOLIO		84	84
**D	KC1F COLONIAL 1ST ST GLI		85.479	85.479
**D	DEUTSCHE XTRKS MSCI EAFE CCYHDG		168.676	168.676
**D	DVHF DIV RSK HI DIV GL EQ		1.128	1.128
**D	PGTF DR NON US EQUITY GT		11.553	11.553
**D	DBX FTSE DEV EX US COMP FACTOR		1.304	1.304
**D	NATWEST DEP NEWTON MA INCOME FD		61.941	61.941
**D	SPARTAN INTL INDEX		938.882	938.882
**D	BELLSOUTH CORP RFA VEB TRUST		15.262	15.262
**D	CP2F LAZARD INFRASTRUCTURE		99.840	99.840
**D	ECBSEG		20.930	20.930
**D	DREYFUS INDEX FUNDS INC DREYFUS INTERNATIONAL STOCK INDEX FUND		21.775	21.775
**D	FIREFIGHTERS` RETIREMENT SYSTEM		110.461	110.461
**D	MNVF SSGA INTL EQUITY		2.252	2.252
**D	SHELL PENSION TRUST		14.928	14.928
**D	WF AND CO CASH PLN EVERGN INV 1		11.094	11.094
**D	WF AUTO CLUB INSURANCE ASSOCIATION		35.116	35.116
**D	MAN FUNDS PLC		20.000	20.000
**D	THE EUROPEAN CENTRAL BANK		21.023	21.023
**D	VIRTUS TOTAL RETURN FUND INC.		201.030	201.030
**D	BLACKROCK ACWI USIMI		157.290	157.290
**D	UFJF MCM MSCI WORLD FD		6.146	6.146
**D	PUBLIC EMPLOYEE RETIREMENT SYSTEM OF IDAHO		26.015	26.015
**D	STICHTING PENSIOENFONDS UWV		65.341	65.341
**D	STICHTING BEWAAREDER ACHMEA BELEGGINGSPOLS AIM AWW E7AFZ026002		32.371	32.371
**D	NSNF PARA EAFE MONTI		2.544	2.544
**D	NSNF PARA EAFE PI 1		1.975	1.975
**D	NSNF PARA EAFE PI 2		3.375	3.375
**D	VANGUARD INTL HIGH DIV YLD INDEX FD		67.637	67.637
**D	VANGUARD GLOBAL MINMUM VOLTLITY FUND		221.896	221.896
**D	PDBF NUVEEN		133.783	133.783
**D	PG AND E CORPORATION RETIREMENT MASTER TRUST		265.406	265.406
**D	PGEF PG E QUALIFIED PANAGORA EAFE		11.077	11.077
**D	PGQF FIRST STATE		28.055	28.055
**D	CENTRAL STATES SOUTHEAST AND SOUTHWEST AREAS PENSION FUND		142.637	142.637
**D	PRINCIPAL FUNDS INC DIVERSIFIED REAL ASSET FUND		574.292	574.292
**D	DEUTSCHE XTRK MSCI STH EUR HDG ETF		231	231

Assemblea Ordinaria del 18 aprile 2019

LISTA ESITO DELLE VOTAZIONE

Oggetto: Acquisto e alienazione di azioni

FAVOREVOLI

Badge	Ragione Sociale	Proprio	Delega	Totale
**D	COUNTY EMPLOYEES ANNUITY AND BENEFIT FUND OF COOK COUNTY	16.964	16.964	16.964
**D	US BK BROOKFIELD GLB LST INF IN FD	336.800	336.800	336.800
**D	USBK BROOKFIELD GBL LIS INFRAS FD	278.900	278.900	278.900
**D	USBK BROOKFIELD REAL ASSETS SEC FD	38.300	38.300	38.300
**D	USBK AHAI RHUMLINE ADVISERS	500	500	500
**D	USBK AMERICAN HEART ASSOCIATION INC	556	556	556
**D	AP7 EQUITY FUND	524.747	524.747	524.747
**D	3M ERIP RAFI EAFE	1.062	1.062	1.062
**D	ALASKA PERMANENT FUND CORPORATION	463.443	463.443	463.443
**D	ALASKA PERMANENT FUND CORPORATION	10.086	10.086	10.086
**D	ALASKA PERMANENT FUND CORPORATION	490.050	490.050	490.050
**D	VIRGINIA RETIREMENT SYSTEM .	249.535	249.535	249.535
**D	MIDDLETOWN WORKS HOURLY AND SALARIED UNION RETIREES HEALTH CARE FUND	1.859	1.859	1.859
**D	CPA COP PSERS PSERS ACWI X US INDEX	53.092	53.092	53.092
**D	IN8 COP TREAS PWP RHUMLINE MSCI	2.262	2.262	2.262
**D	ENSIGN PEAK OSAM INTL EQUITY	4.150	4.150	4.150
**D	LOUISIANA STATE ERS MSCI EXUS INDEX	1	1	1
**D	NV PERS MELLON CAPITAL INDEX	144.377	144.377	144.377
**D	NV PERS SSGA EAFE INDEX PUBLIC EMPLOYEES RETIREMENT SYSTEM OF NEVADA	111.702	111.702	111.702
**D	NV RBIF ALLNCEBRNSTN INTL EQ	3.479	3.479	3.479
**D	AST GS MULTI ASSET PORT LIQ PDHB	5.709	5.709	5.709
**D	POOL RE L AND G MSCI EQ	8.457	8.457	8.457
**D	PENN SERIES DEV INTL INDEX FUND	3.881	3.881	3.881
**D	LEGG MASON GLOBAL FUNDS PLCLEGG MASON RARE INFRASTRUCTURE VALUE FUND	695.326	695.326	695.326
**D	FLORIDA RETIREMENT SYSTEM	21.572	21.572	21.572
**D	BLACKROCK WORLD EX FLORIDA RET SYS	112.595	112.595	112.595
**D	BROOKFIELD REAL ASSESTS INCOME FUND INC	115.400	115.400	115.400
**D	PENSION RESERVES INVESTMENT TRUST FUND	131.985	131.985	131.985
**D	BELL ATLANTIC MASTER TRUST	46.068	46.068	46.068
**D	VOYA INTERNATIONAL CORE FUND	3.456	3.456	3.456
**D	DUKE ENERGY QUALIFIED NUCLEAR DECOMMISSIONING	3.463	3.463	3.463
**D	OPPENHEIMER INTERNATIONAL REVENUE ETF	373	373	373
**D	AUTO CLUB INSURANCE ASSOCIATION	96.481	96.481	96.481
**D	KENTUCKY RETIREMENT SYSTEMS	14.982	14.982	14.982
**D	KENTUCKY RETIREMENT SYSTEMS INSURANCE TRUST FUND	6.127	6.127	6.127
**D	PUBLIC EMPLOYEES RETIREMENT ASSOCIATION OF NEW MEXICO	27.025	27.025	27.025
**D	BOARD OF PENSIONS OF THE EVANGELICAL LUTHERAN CHURCH IN AMERICA	12.531	12.531	12.531
**D	THE STATE OF CONNECTICUT ACTING THROUGH ITS TREASURER	69.128	69.128	69.128
**D	SOUTH CAROLINA RETIREMENT SYSTEMS GROUP TRUST	7.634	7.634	7.634
**D	SOUTH CAROLINA RETIREMENT SYSTEMS GROUP TRUST	64.134	64.134	64.134
**D	TENNESSEE VALLEY AUTHORITY RETIREMENT SYSTEM	13.673	13.673	13.673
**D	INTERNATIONAL BANK FOR RECONSTRUCTION AND DEVELOPMENT	2.505	2.505	2.505
**D	PRUDENTIAL INVESTMENT PORTFOLIO 2 PRUDENTIAL QMA INTL DEVELOPED MRKTS INDEX FUND	1.463	1.463	1.463



Assemblea Ordinaria del 18 aprile 2019

LISTA ESITO DELLE VOTAZIONE

Oggetto: Acquisto e alienazione di azioni

FAVOREVOLI


Badge	Ragione Sociale	Proprio	Delega	Totale
**D	ENERGY INSURANCE MUTUAL LIMITED		3.239	3.239
**D	METROPOLITAN LIFE INSURANCE COMPANY		22.873	22.873
**D	CENTRAL STATES SOUTHEAST AND SOUTHWEST AREAS PENSION FUND		11.584	11.584
**D	BNY MELLON GLOBAL FUNDS PLC		7.529	7.529
**D	IOWA PUBLIC EMPLOYEES' RETIREMENT SYSTEM		4.238	4.238
**D	FGT FRK GLOBAL LSTD INFRASTRUCT FD		96.410	96.410
**D	OPPENHEIMER INTERNATIONAL ULTRA DIVIDEND REVENUE ETF		184	184
**D	SANTA BARBARA COUNTY EMPLOYEES RETIREMENT SYSTEM		10.141	10.141
**D	ALLIANCEBERNSTEIN FUND DYNAMIC		2.482	2.482
**D	NUVEEN GLOBAL INVESTORS FUND		56.545	56.545
**D	TRUST AND CUSTODY SERVICES		158.244	158.244
**D	CNS GLOBAL LIST INFRASTRUCTURE		73.295	73.295
**D	WELLS FARGO LUX WORLDWIDE		14.330	14.330
**D	TOUCHSTONE FUNDS GROUP		9.938	9.938
**D	TRUST AND CUSTODY SERVICES BAN		98.092	98.092
**D	SHINKO GLOBAL INFRASTRUCTURE		24.922	24.922
**D	SG ACTIONS EUROPE MULTIGESTION		2.290	2.290
**D	ETOLIE SECTORIELLE EUROPE		1.799	1.799
**D	ANTARIUS ROTATION SECTORIELLE		863	863
**D	MAAF ASSURANCE SA		213.864	213.864
**D	PROTEC BTP		4.704	4.704
**D	CENTRAL BANK OF IRELAND		842	842
**D	TOBAM ANTI-BENCHMARK EURO EQUITY		81.091	81.091
**D	AMUNDI INDEX MSCI EUROPE		73	73
**D	AMUNDI INDEX MSCI EMU		207.700	207.700
**D	AMUNDI INDEX MSCI WORLD		74	74
**D	AMUNDI INDEX EQUITY EUROPE LOW		101	101
**D	AMUNDI INDEX EQUITY GLOBAL LOW		44	44
**D	AMUNDI FUNDS EQUITY EUROPE RISK		5.611	5.611
**D	AMUNDI FUNDS EQUITY EURO RISK		139	139
**D	LA SAUVEGARDE (A) EUROPE		10.680	10.680
**D	GMF-VIE CANTON D (A) EUROPE		729.845	729.845
**D	GMF ASSURANCES (A) EUROPE		201.268	201.268
**D	MMA IARD SA (A) EUROPE		262.777	262.777
**D	FIDELIA ASSISTANCE		3.518	3.518
**D	ASSISTANCE PROTECTION JURIDIQUE (A)		25.384	25.384
**D	MAAF VIE ACTIF GENERAL		278.826	278.826
**D	ABP IARD		12.596	12.596
**D	MAAF VIE WINNEO PERP		2.108	2.108
**D	MAAF SANTE		10.115	10.115
**D	TONI ACTIONS 100		39.891	39.891
**D	VIVACCIO ACTIONS		135.224	135.224
**D	LBPAM ACTIONS 80		52.899	52.899

Assemblea Ordinaria del 18 aprile 2019

LISTA ESITO DELLE VOTAZIONE
Oggetto: Acquisto e alienazione di azioni

FAVOREVOLI

Badge	Ragione Sociale	Proprio	Delega	Totale
**D	LBPAM ACTIONS EUROPE MONDE		31.686	31.686
**D	ERISA ACTIONS EUROPE N2		22.176	22.176
**D	LBPAM STRATEGIE PEA 2		83.827	83.827
**D	LBPAM STRATEGIE PEA 1		59.341	59.341
**D	ROPS EURO P		124.235	124.235
**D	ICARE		14.299	14.299
**D	AMUNDI HORIZON		12.818	12.818
**D	PORTFOLIO LCR ACTIONS		3.726	3.726
**D	ROPS-SMART INDEX EURO		52.916	52.916
**D	SEYOND ACTIONS EUROPEENNES		53.672	53.672
**D	SEYOND EQUITY FACTOR INVESTING		3.414	3.414
**D	AMUNDI ACTIONS EURO ISR		671	671
**D	ASSURDIX		35	35
**D	ATOUT EUROPE SMART BETA		91	91
**D	AMUNDI ETF FTSE ITALIA PIR UCITS		12.712	12.712
**D	AHL INSTITUTIONAL SERIES 3 LTD		7.407	7.407
**D	MAN AHL DIVERSIFIED MARKETS EU BEUR- WORLD TRADE CENTER		248	248
**D	MAN FUNDS VIII ICAV-MAN AHL DIVERSIFIED.		2.448	2.448
**D	GLG EUROPEAN LONG-SHORT MASTER FUND LTD MAPLES CORPORATE SERVICES LIMITED		399	399
**D	ELECTRON CAPITAL PARTNERS LLC ELECTRON GLOBAL MSTR FD LP		1.377.520	1.377.520
**D	ELECTRON CAPITAL PARTNERS LLC AGR TRADING SPC		19.577	19.577
**D	CASTLE HOOK MASTER FUND LTD C/O CASTLE HOOK PARTNERS LP		78.646	78.646
**D	MAKURIA LUXEMBOURG II SARL CO MAKURIA INVESTMENT MANAGEMENT (UK) LLP		1.439.414	1.439.414
**D	QUANTUM PARTNERS LP CO SOROS FUND MANAGEMENT LLC ACTING AS FUND MANAGER		449.340	449.340
**D	GOVERNMENT OF NORWAY		10.111.280	10.111.280
**D	NORGES BANK		147.680	147.680
**D	ENERGY SUPER		73.399	73.399
**D	MLC INVESTMENTS, MLC LIMITED		28.303	28.303
**D	NAYA MANAGEMENT LLP		858.334	858.334
**D	UBS (LUX) STRATEGY SICAV SAP DEFENSIVE (USD)		415	415
**D	UBS (LUX) STRATEGY SICAV SAP DYNAMIC (USD)		851	851
**D	UBS FUND MANAGEMENT (LUXEMBOURG) SA		4.854	4.854
**D	UBS FUND MANAGEMENT (LUXEMBOURG) SA		8.211	8.211
**D	UBS FUND MANAGEMENT (LUXEMBOURG) SA		689	689
**D	UBS FUND MANAGEMENT (LUXEMBOURG) SA		255	255
**D	UBS FUND MANAGEMENT (LUXEMBOURG) SA		165	165
**D	UBS FUND MANAGEMENT (LUXEMBOURG) SA		773	773
**D	UBS FUND MANAGEMENT (LUXEMBOURG) SA		1.218	1.218
**D	UBS FUND MANAGEMENT (LUXEMBOURG) SA		131	131
**D	UBS FUND MANAGEMENT (LUXEMBOURG) SA		1.134	1.134
**D	UBS FUND MANAGEMENT (LUXEMBOURG) SA		1.073	1.073
**D	UBS FUND MANAGEMENT (LUXEMBOURG) SA		916	916
**D	UBS FUND MANAGEMENT (LUXEMBOURG) SA		240	240



Assemblea Ordinaria del 18 aprile 2019

LISTA ESITO DELLE VOTAZIONE
 Oggetto: Acquisto e alienazione di azioni

FAVOREVOLI



Badge	Ragione Sociale	Proprio	Delega	Totale
**D	UBS FUND MANAGEMENT (LUXEMBOURG) SA		771	771
**D	UBS FUND MANAGEMENT (LUXEMBOURG) SA		379	379
**D	UBS FUND MANAGEMENT (LUXEMBOURG) SA		1.751	1.751
**D	UBS FUND MANAGEMENT (LUXEMBOURG) SA		1.774	1.774
**D	UBS FUND MANAGEMENT (LUXEMBOURG) SA		2.480	2.480
**D	UBS FUND MANAGEMENT (LUXEMBOURG) SA		1.471	1.471
**D	UBS FUND MANAGEMENT (SWITZERLAND) AG.		137.920	137.920
**D	UBS FUND MANAGEMENT (SWITZERLAND) AG.		100	100
**D	UBS FUND MANAGEMENT (SWITZERLAND) AG.		73	73
**D	UBS FUND MANAGEMENT (SWITZERLAND) AG.		387	387
**D	UBS FUND MANAGEMENT (SWITZERLAND) AG.		536	536
**D	UBS FUND MANAGEMENT (SWITZERLAND) AG.		116	116
**D	UBS FUND MANAGEMENT (SWITZERLAND) AG.		148	148
**D	UBS FUND MANAGEMENT (SWITZERLAND) AG.		258.452	258.452
**D	UBS FUND MGT (CH) AG CH0467/UBSCHIF2-EQ GLOB		3.628	3.628
**D	VICTORIAN SUPERANNUATION FUND		279.284	279.284
**D	361 GLOBAL LONG/SHORT EQUITY FUNDAT		37.758	37.758
**D	A AND Q METRIC SPC- BLACK DIAMOND ARBITRAGE SP		57.939	57.939
**D	ABERDEEN INVESTMENT FUNDS UK ICVC II - ABERDEEN WORLD EQUITY ENHANCED INDEX FUND		18.529	18.529
**D	ABERDEEN INVESTMENT FUNDS UK ICVC II - ABERDEEN EUROPEAN EQUITY ENHANCED INDEX FUND		82.179	82.179
**D	AEGON CUSTODY B.V		85.691	85.691
**D	AEGON CUSTODY B.V		13.616	13.616
**D	AHL ALPHA MASTER LIMITED C/O CITCO TRUSTEES (CAYMAN) LIMITED		7.794	7.794
**D	AHL DIRECTIONAL EQUITIES MASTER LIMITED		4.538	4.538
**D	AHL EVOLUTION LTD SHARMAINE BERKELEY ARGONAUT LTD		168.961	168.961
**D	ANALYTIC GLOBAL LONG/SHORT EQUITY FUND II LP		7.781	7.781
**D	ATLAS QUANTITATIVE TRADING FUND LTD		30.369	30.369
**D	BERESFORD FUNDS PLC		65.708	65.708
**D	BLACK DIAMOND ARBITRAGE OFFSHORE LTD UBS (CAYMAN ISLANDS) LTD		21.604	21.604
**D	BLACK DIAMOND OFFSHORE LTD		8.888	8.888
**D	BLACK DIAMOND OFFSHORE LTD. C.O. UBS (CAYMAN ISLANDS) LTD		11.065	11.065
**D	BLACK DIAMOND RELATIVE VALUE		4.821	4.821
**D	BLACK DIAMOND RELATIVE VALUE CAYMAN LP		2.371	2.371
**D	BLACK DIAMOND RELATIVE VALUE OFFSHORE LTD.		4.997	4.997
**D	CBOSC ATF CW BK GRP SUP WGSS08		19.071	19.071
**D	CFSIL - COLONIAL FIRST STATE GLOBAL ASSET MANAGEMENT MULTI SECTOR TRUST 1		288	288
**D	CFSIL RE COLONIAL FIRST STATE INVESTMENT FUND 10		7.277	7.277
**D	COLONIAL FIRST STATE INVESTMENTS LIMITED.		2.431	2.431
**D	COLONIAL FIRST STATE INVESTMENTS LIMITED.		879.091	879.091
**D	COLONIAL FIRST STATE INVESTMENTS LIMITED.		44.646	44.646
**D	COLONIAL FIRST STATE INVESTMENTS LIMITED.		10.827	10.827
**D	COLONIAL FIRST STATE INVESTMENTS LIMITED.		115.457	115.457
**D	COMMONWEALTH GLOBAL INFRASTRUCTURE SECURITIES FUND 1		356.378	356.378

Assemblea Ordinaria del 18 aprile 2019

LISTA ESITO DELLE VOTAZIONE
 Oggetto: Acquisto e alienazione di azioni

FAVOREVOLI

Badge	Ragione Sociale	Proprio	Delega	Totale
**D	DOUBLE BLACK DIAMOND OFFSHORE LTD.	53.815	53.815	53.815
**D	DOUBLE BLACK DIAMOND OFFSHORE LTD. UBS (CAYMAN ISLANDS) LTD.	40.119	40.119	40.119
**D	GOTHAM CAPITAL V LLC	285	285	285
**D	GOVERNMENT OF SINGAPORE	1.471.088	1.471.088	1.471.088
**D	HOSTPLUS POOLED SUPERANNUATION TRUST	9.208	9.208	9.208
**D	INTERNATIONAL EQUITIES FUND	4.659	4.659	4.659
**D	IRISH LIFE ASSURANCE.	4.042	4.042	4.042
**D	IRISH LIFE ASSURANCE.	205.892	205.892	205.892
**D	IRISH LIFE ASSURANCE PLC	14.382	14.382	14.382
**D	IRISH LIFE ASSURANCE.	6.491	6.491	6.491
**D	IRISH LIFE ASSURANCE.	5.790	5.790	5.790
**D	IRISH LIFE ASSURANCE.	47.755	47.755	47.755
**D	IRISH LIFE ASSURANCE.	153	153	153
**D	JANUS HENDERSON CAPITAL FUNDS PLC.	25.915	25.915	25.915
**D	JOHN HANCOCK FUNDS II INTERNATIONAL STRATEGIC EQUITY ALLOCATION FUND	6.344	6.344	6.344
**D	JOHN HANCOCK VARIABLE INSURANCE TRUST INTERNATIONAL EQUITY INDEX TRUST	60.878	60.878	60.878
**D	K2 ELECTRON LIQUID GLOBAL MASTER FUND LTD	1.911	1.911	1.911
**D	LATVIJAS BANKA	19.115	19.115	19.115
**D	LEGAL AND GENERAL ASSURANCE PENSIONS MANAGEMENT LIMITED	25.037	25.037	25.037
**D	LEGAL AND GENERAL ASSURANCE PENSIONS MANAGEMENT LIMITED	5.028	5.028	5.028
**D	LEGAL AND GENERAL ASSURANCE PENSIONS MANAGEMENT LIMITED	52.680	52.680	52.680
**D	LEGAL AND GENERAL ASSURANCE PENSIONS MANAGEMENT LIMITED	17.228	17.228	17.228
**D	LEGAL AND GENERAL ASSURANCE PENSIONS MANAGEMENT LIMITED	94.015	94.015	94.015
**D	LEGAL AND GENERAL ASSURANCE PENSIONS MANAGEMENT LIMITED	4.990	4.990	4.990
**D	LEGAL AND GENERAL ASSURANCE PENSIONS MANAGEMENT LIMITED	12.539	12.539	12.539
**D	LEGAL AND GENERAL ASSURANCE PENSIONS MANAGEMENT LIMITED	6.748	6.748	6.748
**D	LEGAL AND GENERAL ASSURANCE PENSIONS MANAGEMENT LIMITED	23.939	23.939	23.939
**D	LEGAL AND GENERAL ASSURANCE PENSIONS MANAGEMENT LIMITED	12.638	12.638	12.638
**D	LEGAL AND GENERAL ASSURANCE PENSIONS MANAGEMENT LIMITED	124.923	124.923	124.923
**D	LEGAL AND GENERAL ASSURANCE PENSIONS MANAGEMENT LIMITED	10.571	10.571	10.571
**D	LEGAL AND GENERAL ASSURANCE PENSIONS MANAGEMENT LIMITED	28.545	28.545	28.545
**D	LEGAL AND GENERAL ASSURANCE PENSIONS MANAGEMENT LIMITED	1.037.608	1.037.608	1.037.608
**D	LEGAL AND GENERAL ASSURANCE PENSIONS MANAGEMENT LIMITED	3.118	3.118	3.118
**D	LEGAL AND GENERAL ASSURANCE PENSIONS MANAGEMENT LIMITED	8.283	8.283	8.283
**D	LEGAL AND GENERAL ASSURANCE PENSIONS MANAGEMENT LIMITED	7.795	7.795	7.795
**D	LEGAL AND GENERAL ASSURANCE PENSIONS MANAGEMENT LIMITED	1.380	1.380	1.380
**D	LEGAL AND GENERAL ASSURANCE PENSIONS MANAGEMENT LIMITED	484.370	484.370	484.370
**D	LEGAL AND GENERAL ASSURANCE PENSIONS MANAGEMENT LIMITED	1.257	1.257	1.257
**D	LEGAL AND GENERAL ASSURANCE PENSIONS MANAGEMENT LIMITED	1.652	1.652	1.652
**D	LEGAL AND GENERAL ASSURANCE PENSIONS MANAGEMENT LIMITED	17.936	17.936	17.936
**D	LEGAL AND GENERAL ASSURANCE PENSIONS MANAGEMENT LIMITED	65.764	65.764	65.764
**D	LEGAL AND GENERAL ASSURANCE PENSIONS MANAGEMENT LIMITED	115.320	115.320	115.320
**D	LEGAL AND GENERAL ASSURANCE SOCIETY LIMITED	3.964	3.964	3.964



Assemblea Ordinaria del 18 aprile 2019LISTA ESITO DELLE VOTAZIONE
Oggetto: Acquisto e alienazione di azioni

FAVOREVOLI

Badge	Ragione Sociale	Proprio	Delega	Totale
**D	LEGAL AND GENERAL COLLECTIVE INVESTMENT TRUST		74.153	74.153
**D	LEGAL AND GENERAL INVESTMENT MANAGEMENT		328	328
**D	MACQUARIE INVESTMENT MANAGEMENT LIMITED		709.456	709.456
**D	MACQUARIE MULTI FACTOR FUND		5.101	5.101
**D	MACQUARIE TRUE INDEX GLOBAL INFRASECURITIES FUND		426.671	426.671
**D	MONETARY AUTHORITY OF SINGAPORE		77.733	77.733
**D	NATIONAL COUNCIL FOR SOCIAL SECURITY FUND.		2.510	2.510
**D	PINEBRIDGE FUND SERIES PINEBRIDGE EUROPE EQUITY FUND		83.764	83.764
**D	SDA INTL EQUITY INDEX FD-WORLD		16.503	16.503
**D	SOCIALLY RESPONSIBLE DEVELOPED MARKETS FUNDAMENTAL INDEX CTF		562	562
**D	STICHTING ALGEMEEN PENSIOENFONDS		16.898	16.898
**D	THE NOMURA TRUST AND BANKING CO LTD		14.220	14.220
**D	THE NOMURA TRUST AND BANKING CO LTD		1.348	1.348
**D	THREE BRIDGES EUROPE MASTER FUND LTD.		2.521	2.521
**D	TUDOR SYSTEMATIC TACTICAL TRADING LTD - SERGEY C/O TUDOR INVESTMENT CORPORATION		3.379	3.379
**D	VICTORY MARKET NEUTRAL INCOMEFUND		5.736	5.736
**D	VICTORYSHARES DEVELOPED ENHANCED VOLATILITY WTD INDEX ETF		12.158	12.158
**D	VICTORYSHARES INTERNATIONAL HIGHDIV VOLATILITY WTD INDEX ETF		17.215	17.215
**D	VICTORYSHARES INTERNATIONAL VOLATILITY WTD INDEX ETF		3.867	3.867
**D	ZURICH LIFE ASSURANCE PLC		82.583	82.583
**D	ABERDEEN INVESTMENT FUNDS UK ICVC II - ABERDEEN EUROPEAN EQUITY TRACKER FUND		1.076	1.076
**D	CBOSC-CBGS-WGSS07		3.565	3.565
**D	AEGON CUSTODY B.V.		70.452	70.452
**D	BEAUMONT HEALTH MASTER RETIREMENT TRUST		2.643	2.643
**D	KAISER PERMANENTE GROUP TRUST		1.178.994	1.178.994
**D	ARKWRIGHT, LLC		702	702
**D	KAISER FOUNDATION HOSPITALS		890.308	890.308
**D	BARINGS ACTIVE PASSIVE EQUITY DIRECT EAFE LLC		152	152
**D	INTERNATIONAL MONETARY FUND		11.636	11.636
**D	LAUDUS INTERNATIONAL MARKETMASTERS FUND		3.210	3.210
**D	SCHWAB INTERNATIONAL EQUITY ETF		551.880	551.880
**D	SCHWAB FUNDAMENTAL INTERNATIONAL LARGE COMPANY INDEX ETF		133.757	133.757
**D	DUPONT PENSION TRUST		76.810	76.810
**D	JOHN HANCOCK VAR INS TRUST STRATEGIC EQUITY ALLOCATION TRUST		101.748	101.748
**D	JOHN HANCOCK FUNDS II STRATEGIC EQUITY ALLOCATION FUND		46.751	46.751
**D	LAZARD GLOBAL LISTED INFRASTRUCTURE PORTFOLIO		20.216.429	20.216.429
**D	LAZARD REAL ASSETS AND PRICING OPPORTUNITIES PORTFOLIO		6.689	6.689
**D	LAZARD EQUITY FRANCHISE PORTFOLIO		17.742	17.742
**D	LAZARD ESC GLOBAL LISTED INFRASTRUCTURE PORTFOLIO		26.924	26.924
**D	ALLIANZ GLOBAL INVESTORS GMBH FOR DBI-FONDS SFT 4		6.940	6.940
**D	COHEN + STEERS INFRASTRUCTURE FUND, INC.		844.646	844.646
**D	MANNING AND NAPIER		885	885
**D	GOLDMAN SACHS TRUST II-GOLDMAN SACHS M-M REAL ASSETS STRAT FD		70.111	70.111

Assemblea Ordinaria del 18 aprile 2019


LISTA ESITO DELLE VOTAZIONE

Oggetto: Acquisto e alienazione di azioni

FAVOREVOLI

Badge	Ragione Sociale	Proprio	Delega	Totale
**D	GOLDMAN SACHS TRUST - GOLDMAN SACHS GLOBAL INFRASTRUCTURE FUND		92.896	92.896
**D	ALLIANCBERNSTEIN GLOBAL RISK ALLOCATION FUND INC		613	613
**D	ALLIANCBERNST VAR PROD SER F INC.ALLIANCBE DYN ASSET ALL PTF		176	176
**D	JOHN HANCOCK LIFE AND HEALTH INSURANCE COMPANY		26.295	26.295
**D	THE MASTER TRUST BK OF JP LTD: HITACHI FOREIGN EQ INDEX MF		10.334	10.334
**D	SPDR MSCI WORLD QUALITY MIX FUND		314	314
**D	RUSSELL TRUST CO COMMINGLED EMPLOYEE BENEFIT FUNDS TRUST		507.606	507.606
**D	IBM RETIREMENT PLAN		3.150	3.150
**D	THORNBURG INTERNATIONAL VALUE FUND		1.454.856	1.454.856
**D	THORNBURG INVESTMENT INCOME BUILDER FUND		12.216.878	12.216.878
**D	THORNBURG GLOBAL OPPORTUNITIES FUND		2.794.911	2.794.911
**D	AMERICAN BUREAU OF SHIPPING		468	468
**D	THE MAS TR BK OF JAPAN,LTD.ATF GL BL RK CON FD K(FOR QII ONLY)		3.529	3.529
**D	JP TR SERV BK LTD ATF MATB MSCI KOKUSAI INDEX MOTHER F		2.714	2.714
**D	REAVES UTILITY INCOME FUND		80.000	80.000
**D	ALPINE GLOBAL INFRASTRUCTURE FUND		57.800	57.800
**D	ANIMA FUNDS PLC		283.027	283.027
**D	ARCHITAS MULTI-MANAGER GLOBAL FUNDS UNIT TRUST		24.175	24.175
**D	STATE OF ALASKA RETIREMENT AND BENEFITS PLANS		111.100	111.100
**D	STATE OF ALASKA RETIREMENT AND BENEFITS PLANS		264.604	264.604
**D	UNITED TECHNOLOGIES CORPORATION EMPLOYEE SAVINGS PLAN		38.691	38.691
**D	BEAR CREEK INC.		400	400
**D	THE WALT DISNEY COMPANY RETIREMENT PLAN MASTER TRUST		7.842	7.842
**D	BROOKFIELD REAL ASSETS HYBRID MASTER FUND L.P		17.100	17.100
**D	MET INVESTOR SERIES TRUST-ALLIANC GLOBAL DYNAMIC ALL PTF		41.894	41.894
**D	PACE ALTERNATIVE STRATEGIES INVESTMENTS		6.472	6.472
**D	UBS (US) GROUP TRUST		23.474	23.474
**D	UAW RETIREE MEDICAL BENEFITS TRUST		79.214	79.214
**D	CITY UNIVERSITY OF NEW YORK		583	583
**D	DESJARDINS GLOBAL INFRASTRUCTURE FUND		321.855	321.855
**D	CALVERT VP EAFE INTERNATIONAL INDEX PORTFOLIO		4.209	4.209
**D	CALVERT RESP INX SRS, INC.-CLVRT DVD MRKTS EX-U.S. RSP INX FD		5.745	5.745
**D	CAISSE DE DEPOT ET PLACEMENT DU QUEBEC		306.998	306.998
**D	THE REGENTS OF THE UNIVERSITY OF CALIFORNIA		357.632	357.632
**D	FIDELITY CANADIAN LARGE CAP FUND		121.572	121.572
**D	FIDELITY GLOBAL ASSET ALLOCATION FUND		47.789	47.789
**D	FIDELITY INCOME ALLOCATION FUND		8.206	8.206
**D	FIDELITY MONTHLY INCOME FUND		70.384	70.384
**D	FIDELITY NORTHSTAR FUND		2.400.000	2.400.000
**D	FIDELITY CONCENTRATED VALUE INVESTMENT TRUST		31.193	31.193
**D	FIDELITY CAPITAL STRUCTURE CORP.		14.876	14.876
**D	FEG SELECT, LLC		696	696
**D	PARAMETRIC INTERNATIONAL EQUITY FUND		22.750	22.750

Azionisti: 1.226 Teste: 16
 Azionisti in proprio: 8 Azionisti in delega: 1.218



LISTA ESITO DELLE VOTAZIONE

Oggetto: Acquisto e alienazione di azioni

FAVOREVOLI


Badge	Ragione Sociale	Proprio	Delega	Totale
**D	FUNDO DE SEGURANCA SOC GOV. DA REGIAO ADM. ESPECIAL DE MACAU		12.697	12.697
**D	FRANKLIN TEMPLETON ETF TRUST - FRANKLIN FTSE EUROPE ETF		4.448	4.448
**D	FRANKLIN TEMPLETON ETF TRUST - FRANKLIN FTSE ITALY ETF		15.480	15.480
**D	FRANKLIN FTSE EUROPE EX U.K. INDEX ETF		9.751	9.751
**D	FRANKLIN TEMPLETON ETF TRUST - FRANKLIN FTSE EUROPE HEDGED ETF		264	264
**D	TAX - MANAGED INTERNATIONAL EQUITY PORTFOLIO		4.194	4.194
**D	PARTNERS GROUP PRIVATE EQUITY DC COLLECTIVE INVESTMENT TR		12.024	12.024
**D	RUSSELL INVESTMENT COMPANY RUSSELL TAX-MANAGED INTL EQ FUND		16.850	16.850
**D	RUSSELL INVESTMENT COMPANY RUSSELL GLOBAL INFRASTRUCTURE FUND		810.841	810.841
**D	RUSSELL INVESTMENT COMPANY RUSSELL MULTI-STRATEGY INCOME FUND		14.633	14.633
**D	RUSSELL INVESTMENT COMPANY MULTIFACTOR INTERNATIONAL EQUITY F		53.897	53.897
**D	ROCHE U.S. RETIREMENT PLANS MASTER TRUST		211.604	211.604
**D	RUSSELL INVESTMENT COMPANY MULTI-ASSET GROWTH STRATEGY FUND		93.168	93.168
**D	BROOKFIELD GLOBAL REAL ASSET FUND		14.700	14.700
**D	TRANSAMERICA INTERNATIONAL EQUITY INDEX VP		962	962
**D	LAZARD GLOBAL INFRASTRUCTURE FUND		662.996	662.996
**D	FIRST CHURCH OF CHRIST, SCIENTIST		347	347
**D	TANGERINE DIVIDEND PORTFOLIO		6.436	6.436
**D	TANGERINE BALANCED INCOME PORTFOLIO		1.107	1.107
**D	TANGERINE BALANCED PORTFOLIO		7.475	7.475
**D	TANGERINE BALANCED GROWTH PORTFOLIO		6.454	6.454
**D	TANGERINE EQUITY GROWTH PORTFOLIO		7.930	7.930
**D	LAZARD GLOBAL LISTED INFRASTRUCTURE (CANADA) FUND		1.637.187	1.637.187
**D	LAZARD GLOBAL EQUITY FRANCHISE (CANADA) FUND		217.471	217.471
**D	MM MSCI EAFE INTERNATIONAL INDEX FUND		7.890	7.890
**D	JANUS CAPITAL MANAGEMENT LLC		3	3
**D	JNL/MELLON CAPITAL MSCI WORLD INDEX FUND		4.241	4.241
**D	INTECH GLOBAL ALL COUNTRY ENHANCED INDEX FUND LLC		467	467
**D	SUNAMERICA EQUITY FUNDS SUNAMERICA INTERNATIONAL DIV ST FUND		59.726	59.726
**D	SUNAMERICA SPECIALTY SERIES AIG INCOME EXPLORER FUND		8.799	8.799
**D	SEASONS SERIES TRUST SA MULTI-MANAGED INT EQUITY PTF		5.090	5.090
**D	SUNAMERICA SERIES TRUST - SA INTERNATIONAL INDEX PORTFOLIO		14.400	14.400
**D	OPENWORLD PUBLIC LIMITED COMPANY		638.571	638.571
**D	STATE STREET GLOBAL EQUITY EX-US INDEX PORTFOLIO		51.853	51.853
**D	STATE STREET INTERNATIONAL DEVELOPED EQUITY INDEX PORTFOLIO		111.340	111.340
**D	DEUTSCHE EAFE EQUITY INDEX FUND		1.598	1.598
**D	INVESCO GLOBAL INFRASTRUCTURE FUND		19.698	19.698
**D	KP INTERNATIONAL EQUITY FUND		11.313	11.313
**D	RHUMBLINE INTERNATIONAL POOLED INDEX TRUST		6.840	6.840
**D	LVIP SSGA INTERNATIONAL INDEX FUND		91.532	91.532
**D	SPDR MSCI ACWI IMI ETF		1.699	1.699
**D	SPDR MSCI EAFE FOSSIL FUEL RESERVES FREE ETF		2.842	2.842
**D	SPDR MSCI WORLD STRATEGICFACTORS ETF		94	94

Assemblea Ordinaria del 18 aprile 2019

LISTA ESITO DELLE VOTAZIONE
Oggetto: Acquisto e alienazione di azioni

FAVOREVOLI

Badge	Ragione Sociale	Proprio	Delega	Totale
**D	SPDR MSCI ACWI LOW CARBON TARGET ETF	1.948		1.948
**D	LAZARD GLOBAL INVESTMENT FUNDS PUBLIC LIMITED COMPANY	4.823		4.823
**D	ALLIANCEBERNSTEIN INTERNATIONAL ALL-COUNTRY PASSIVE SERIES	2.309		2.309
**D	MARYLAND STATE RETIREMENT & PENSION SYSTEM	11.153		11.153
**D	RUSSELL INV MULTI-ASSET FACTOR EXPOSURE FUND	19.839		19.839
**D	THE PRUDENTIAL INSURANCE COMPANY OF AMERICA	40.957		40.957
**D	MERCER QIF CCF	53.442		53.442
**D	MORGAN STANLEY INST FUND INC. GLOBAL INFRASTRUCTURE PORTFOLIO	152.772		152.772
**D	MORGAN STANLEY INSTITUTIONAL FUND INC MULTI- ASSET PORTFOLIO	7.293		7.293
**D	GTAA PANTHER FUND L.P	202.882		202.882
**D	MGI FUNDS PLC	368.114		368.114
**D	MERCER QIF CCF	19.131		19.131
**D	MORGAN STANLEY INSTITUTIONAL FUND, INC.- REAL ASSETS PORTFOLIO	964		964
**D	MORGAN STANLEY INSTITUTIONAL FUND TR- GL MULTI-ASSET INC PTF	1.925		1.925
**D	BRIGHTHOUSE FUNDS TRUST I - PANAGORA GLOBAL DIV RISK PORTFOLIO	929		929
**D	NUVEEN REAL ASSET INCOME FUND	127.969		127.969
**D	NUVEEN REAL ASSET INCOME AND GROWTH FUND	50.256		50.256
**D	RUSSELL INVESTMENT COMPANY PLC	9.049		9.049
**D	HARTFORD LIFE INSURANCE COMPANY	3.651		3.651
**D	NORTHROP GRUMMAN CORPORATION VEBA MASTER TRUST I	604		604
**D	TEXAS MUNICIPAL RETIREMENT SYSTEM	60.216		60.216
**D	NBI CANADIAN FAMILY BUSINESS ETF	19.825		19.825
**D	STATE OF NEW JERSEY COMMON PENSION FUND D	305.527		305.527
**D	CITY OF NEW YORK GROUP TRUST	183.477		183.477
**D	PIMCO EQUITY SERIES:PIMCO RAFI DYNAMIC MULTI-FACTOR INT EQ ETF	755		755
**D	FIDELITY COVINGTON TRUST: FIDELITY TARGETED INT FACTOR ETF	1.320		1.320
**D	FIDELITY COVINGTON TRUST - FIDELITY INTERNATIONAL HIGH DID ETF	6.535		6.535
**D	FIDELITY INTERNATIONAL HIGH DIVIDEND INDEX ETF	11.438		11.438
**D	FIDELITY INTERNATIONAL LOW VOLATILITY INDEX ETF	807		807
**D	PIMCO FUNDS GLOBAL INVESTORS SERIES PLC	239		239
**D	PIMCO RAE FUNDAMENTAL INTERNATIONAL FUND LLC	6.674		6.674
**D	PRINCIPAL EXCHANGE-TRADED FDS-PRINC INT MULTI-FACTOR INDEX ETF	937		937
**D	PRINCIPAL DIVERSIFIED REAL ASSET CIT	252.032		252.032
**D	PRINCIPAL DIVERSIFIED REAL ASSET CIT	184.537		184.537
**D	PEM MULTI-MANAGER SERIES TRUST - PEM MULTI-MANAGER INT EQ FD	3.697		3.697
**D	INTEL CORPORATION RETIREE MEDICAL PLAN TRUST	8.065		8.065
**D	ALASKA COMMON TRUST FUND	16.336		16.336
**D	RUSSELL INVESTMENTS GLOBAL INFRASTRUCTURE POOL	1.636.707		1.636.707
**D	RUSSELL INVESTMENTS OVERSEAS EQUITY POOL	2.763		2.763
**D	RUSSELL INVESTMENTS MULTI-FACTOR INTERNATIONAL EQUITY POOL	4.036		4.036
**D	RUSSELL INSTITUTIONAL FUNDS,LLC-RUSSELL INTL EQUITY FUND	2.209		2.209
**D	RUSSELL INSTL FUNDS,LLC-RUSSELL GLOB LISTED INFRA FUND	280.278		280.278
**D	RUSSELL INVESTMENTS OVERSEAS EQUITY FUND	1.695		1.695



Assemblea Ordinaria del 18 aprile 2019

LISTA ESITO DELLE VOTAZIONE

Oggetto: **Acquisto e alienazione di azioni****FAVOREVOLI**

Badge	Ragione Sociale	Proprio	Delega	Totale
**D	GOV OF HM THE SULTAN AND YANG DI-PERTUAN OF BRUNEI DARUSSALAM		19.724	19.724
**D	BANK OF KOREA		47	47
**D	SCOTIA PRIVATE GLOBAL INFRASTRUCTURE POOL		339.701	339.701
**D	SSGA MSCI ACWI EX-USA INDEX NON-LENDING DAILY TRUST		12.613	12.613
**D	STATE STREET IRELAND UNIT TRUST		62.745	62.745
**D	GTAAN - SL LP		41.122	41.122
**D	THE WORKERS' COMPENSATION BOARD		1.011.739	1.011.739
**D	SSGA SPDR ETFS EUROPE I PUBLIC LIMITED COMPANY		64.769	64.769
**D	SSGA SPDR ETFS EUROPE II PUBLIC LIMITED COMPANY		83.223	83.223
**D	CALIFORNIA PUBLIC EMPLOYEES RETIREMENT SYSTEM		796.359	796.359
**D	ROMAN CATHOLIC BISHOP OF SPRINGFIELD A CORPORATION SOLE		258	258
**D	DELTASHARES S+P INTERNATIONAL MANAGED RISK ETF		6.289	6.289
**D	TEACHER RETIREMENT SYSTEM OF TEXAS		360.811	360.811
**D	CALIFORNIA STATE TEACHERS RETIREMENT SYSTEM		593.313	593.313
**D	TJ-NONQUALIFIED, LLC		60.260	60.260
**D	TJ-QUALIFIED, LLC		45.316	45.316
**D	PINEBRIDGE GLOBAL FUNDS		17.425	17.425
**D	UBS (IRL) ETF PLC		2.144	2.144
**D	VANGUARD FTSE DEVELOPED EUROPE ALL CAP INDEX ETF		8.876	8.876
**D	VANGUARD FTSE DEVELOPED ALL CAP EX NORTH AMERICA INDEX ETF		19.704	19.704
**D	VANGUARD DEVEL ALL-CAP EX NORTH AMERICA EQT IND POOLED FUND		1.583	1.583
**D	VANGUARD GLOBAL MINIMUM VOLATILITY ETF		1.128	1.128
**D	VANGUARD FTSE DEVEL EX NTH AMER HIGH DIVIDEND YIELD INDEX ETF		545	545
**D	ALLIANZ GLOBAL INVESTORS GMBH FOR ALLIANZGI-FONDS VDB		9.120	9.120
**D	VANGUARD INVESTMENTS II COMMON CONTRACTUAL FUND		17.122	17.122
**D	VANGUARD INVESTMENTS COMMON CONTRACTUAL FUND		62.997	62.997
**D	VANGUARD FTSE DEVELOPED EUROPE INDEX ETF		1.698	1.698
**D	WELLS FARGO BK DECL OF TR EST INV FUNDS FOR EMPLOYEE BEN TR		81.177	81.177
**D	WELLS FARGO MASTER TRUST-WELLS FRGO FACTR ENHANCED INT PRTFLIO		30.935	30.935
**D	WILMINGTON TRUST, NATIONAL ASSOCIATION		4.010	4.010
**D	DIVERSIFIED MARKETS (2010) POOLED FUND TRUST		8.137	8.137
**D	WASHINGTON STATE INVESTMENT BOARD		168.288	168.288
**D	WASHINGTON STATE INVESTMENT BOARD		3.295	3.295
**D	NEW YORK STATE TEACHERS RETIREMENT SYSTEM		185.117	185.117
**D	BMO GLOBAL INFRASTRUCTURE FUND		125.680	125.680
**D	PRUDENTIAL RETIREMENT INSURANCE & ANNUITY COMPANY		11.995	11.995
**D	MANULIFE ASSET MANAGEMENT INTERNATIONAL EQUITY INDEX POOLED F		19.724	19.724
**D	SS BK AND TRUST COMPANY INV FUNDS FOR TAXEXEMPT RETIREMENT PL		2.351.018	2.351.018
**D	SSGA RUSSELL FD GL EX-US INDEX NONLENDING QP COMMON TRUST FUND		6.837	6.837
**D	SSGA FTSE RAFI DEVELOPED 1000 INDEX NON-LENDING COMMON TR F		6.078	6.078
**D	SS FTSE DEV COMPREHENSIVE FACTOR IND NON-LENDING COMMON TRU FD		7.418	7.418
**D	STATE STREET SP GLO INFRA INDEX NON-LENDING COMMON TRUST FUND		594.336	594.336
**D	STATE STREET RAFI DEVELOP EX-US INDEX NON-LENDING COMMON TR FD		1.293	1.293

Pagina 28

Azionisti:	1.226	Teste:	16
Azionisti in proprio:	8	Azionisti in delega:	1.218

Assemblea Ordinaria del 18 aprile 2019

LISTA ESITO DELLE VOTAZIONE

Oggetto: Acquisto e alienazione di azioni

FAVOREVOLI

Badge	Ragione Sociale	Proprio	Delega	Totale
**D	MSCI EAFE PROV SCREENED INDEX NON - LENDING COMMON TR FUND		8.854	8.854
**D	VANGUARD TOTAL WORLD STOCK INDEX FUND		176.970	176.970
**D	VANGUARD DEVELOPED MARKETS INDEX FUND		3.208.985	3.208.985
**D	STATE STREET GLOBAL ADVISORS LUXEMBOURG SICAV		197.173	197.173
**D	UBS ETF		775.030	775.030
**D	PROXY TEAM PARAMETRIC PORTFOLIO ASSOCIATES		2.397	2.397
**D	TEACHERS' RETIREMENT SYSTEM OF THE STATE OF ILLINOIS		73.415	73.415
**D	IBM 401K PLUS PLAN		88.706	88.706
**D	COLLEGE RETIREMENT EQUITIES FUND		568.469	568.469
**D	TIIA-CREF INTERNATIONAL EQUITY INDEX FUND		402.551	402.551
**D	RUSSELL INVESTMENT COMPANY - RUSSELL INTERN DEVELOPED MKT F		52.453	52.453
**D	VALIC COMPANY I - INTERNATIONAL EQUITIES FUND		35.133	35.133
**D	BRIGHTHOUSE FUNDS TRUST II - METLIFE MSCI EAFE INDEX PTF		36.067	36.067
**D	STATE OF MINNESOTA		269.976	269.976
**D	RUSSELL INVESTMENT FUNDS INTERNATIONAL DEVELOPED MARKETS FUND		3.171	3.171
**D	SPDR MSCI ACWI EX-US ETF		77.364	77.364
**D	SPDR S&P GLOBAL INFRASTRUCTURE ETF		542.184	542.184
**D	SPDR S&P WORLD (EX-US) ETF		101.037	101.037
**D	MORGAN STANLEY VAR INS FUND, INC. GLOBAL INFRASTRUCTURE PORT		33.076	33.076
**D	MORGAN STANLEY INSTITUTIONAL FD TR - GLOBAL STRATEGIST PTF		25.906	25.906
**D	MORGAN STANLEY VAR INS FUND, INC. GLOBAL STRATEGIST PORTFOLIO		9.613	9.613
**D	ONTARIO TEACHERS PENSION PLAN BOARD		48.943	48.943
**D	COMMON TRUST ITALY FUND		428.523	428.523
**D	PACE INTERNATIONAL EQUITY INVESTMENTS		100.900	100.900
**D	MAINSTAY MACKAY INTERNATIONAL OPPORTUNITIES FUND		18.943	18.943
**D	MANAGED PENSION FUNDS LIMITED		317.920	317.920
**D	SCOTTISH WIDOWS OVERSEAS GROWTH INV F ICVC - EURO GROWTH F		406.302	406.302
**D	SCOTTISH WIDOWS OVERSEAS GROWTH INV FUNDS ICVC-GLOBAL GROW F		156.816	156.816
**D	SCOTTISH WIDOWS INV SOLUTIONS F ICVC- EUROPEAN (EX UK) EQ FD		126.075	126.075
**D	THE TRUSTEES OF CONOCOPHILLIPS PENSION PLAN		7.625	7.625
**D	FAMILY INVESTMENTS CHILD TRUST FUND		15.919	15.919
**D	FAMILY INVESTMENTS GLOBAL ICVC FAMILY BALANCED INT FUND		11.226	11.226
**D	HSBC AS TRUSTEE FOR SSGA EUROPE EX UK EQUITY TRACKER FUND		462.228	462.228
**D	OMNIS MANAGED INVESTMENTS ICVC - OMNIS MULTI-ASSET INCOME FUND		138.759	138.759
**D	HBOS INTERNATIONAL INV FUNDS ICVC- EUROPEAN FUND		149.088	149.088
**D	HBOS INTERNATIONAL INV FUNDS ICVC- INTERNATIONAL GROWTH FUND		299.241	299.241
**D	THE TRUSTEES OF GOLDMAN SACHS UK RETIREMENT PLAN		1.715	1.715
**D	LEGG MASON FUNDS ICVC- LEGG MASON IF RARE GLOBAL INF INC FUND		1.091.319	1.091.319
**D	BAHRAIN MUMTALAKAT HOLDING COMPANY		27.776	27.776
**D	VANGUARD INV FDS ICVC-VANG FTSE DEV WOR LD EX - UK EQT IND FD		93.642	93.642
**D	VANGUARD INV F ICVC-VANGUARD FTSE DEV EUROPE EX-UK EQ INDEX F		184.206	184.206
**D	VANGUARD INV FUNDS ICVC-VANGUARD FTSE GLOB ALL CAP IND FUND		1.935	1.935
**D	SCOTTISH WID INV SOLS F ICVC - FDMNTL LOW VOL IND GLO EQT F		61.707	61.707

Pagina 29

1.226 Teste: 16
 8 Azionisti in delega: 1.218

Azionisti
 Azionisti in proprio:



Assemblea Ordinaria del 18 aprile 2019

LISTA ESITO DELLE VOTAZIONE

Oggetto: Acquisto e alienazione di azioni

FAVOREVOLI

Badge	Ragione Sociale	Proprio	Delega	Totale
**D	SCOTTISH WIDOWS INV SOL F ICVC- FUNDAMENTAL INDEX GLB EQ F		76.086	76.086
**D	STATE STREET INTERNATIONAL EQUITIES INDEX TRUST		9.618	9.618
**D	SPDR S+P WORLD EX AUSTRALIA FUND		2.439	2.439
**D	ARGO GLOBAL LISTED INFRASTRUCTURE LIMITED		108.617	108.617
**D	RUSSELL INVESTMENTS LOW CARBON GLOBAL SHARES FUND		2.846	2.846
**D	CHRISTIAN SUPER		1.945	1.945
**D	EMERGENCY SERVICES SUPERANNUATION SCHEME		2.461	2.461
**D	FIRST STATE SUPERANNUATION SCHEME		79.269	79.269
**D	RUSSELL INVESTMENTS GLOBAL LISTED INFRASTRUCTRE FUND - HEDGED		294.777	294.777
**D	VANECK VECTORS FTSE GLOBAL INFRASTRUCTURE (HEDGED) ETF		143.263	143.263
**D	PINNACLE BNY MELLON GLOBAL INFRASTRUCTURE YIELD FUND		17.868	17.868
**D	LAZARD GLOBAL LISTED INFRASTRUCTURE FUND		3.411.225	3.411.225
**D	LAZARD GLOBAL EQUITY FRANCHISE FUND		142.368	142.368
**D	QSUPER		8.389	8.389
**D	GLOBAL LISTED INFRASTRUCTURE SECTOR TRUST		288.091	288.091
**D	SUNSUPER SUPERANNUATION FUND		41.215	41.215
**D	UBS IQ MSCI WORLD EX AUSTRALIA ETHICAL ETF		418	418
**D	UBS IQ MSCI EUROPE ETHICAL ETF		618	618
**D	CANADA PENSION PLAN INVESTMENT BOARD		513.034	513.034
**D	FLOURISH INVESTMENT CORPORATION		166.690	166.690
**D	PEOPLE'S BANK OF CHINA		134.266	134.266
**D	PEOPLE'S BANK OF CHINA		233.838	233.838
**D	BEST INVESTMENT CORPORATION		328.587	328.587
**D	PEOPLE'S BANK OF CHINA		95.308	95.308
**D	THORNBURG SUMMIT FUND		9.410	9.410
**D	DE SHAW OCULUS INTERNATIONAL INC		145.969	145.969
**D	TWO SIGMA SPECTRUM PORTFOLIO, LCC		524	524
**D	AMERGEN CLINTON NUCLEAR POWER PLANT NONQUALIFIED FUND		2.299	2.299
**D	ALW 2010 FAMILY TRUST		10.421	10.421
**D	CYSTIC FIBROSIS FOUNDATION		106.854	106.854
**D	THE CHARLOTTE MECKLENBURG HOS AUTH D/B/A CAROLINAS HEALTH SYST		308.563	308.563
**D	ACORN 1998 TRUST		509	509
**D	EXELON PEACH BOTTOM UNIT 1 QUALIFIED FUND		322	322
**D	EXELON FITZPATRICK QUALIFIED FUND		353	353
**D	JOSHUA GREEN CORPORATION		1.581	1.581
**D	JTW TRUST NO. 3 UAD 9/19/02		2.315	2.315
**D	JTW TRUST NO. 1 UAD 9/19/02		1.591	1.591
**D	JTW TRUST NO. 5 UAD 9/19/02		710	710
**D	LTW INVESTMENTS LLC		2.665	2.665
**D	MORNINGSTAR UNCONSTRAINED ALL FD A SER O MORNINGSTAR FD TR		9.156	9.156
**D	OYSTER CREEK NUCLEAR GENERATING STATION QUALIFIED FUND		2.271	2.271
**D	SAMFORD UNIVERSITY PENSION PLAN TRUST		736	736
**D	S.ROBSON WALTON 1999 CHILDRENS TRUST		1.171	1.171

Assemblea Ordinaria del 18 aprile 2019

LISTA ESITO DELLE VOTAZIONE
Oggetto: Acquisto e alienazione di azioni

FAVOREVOLI

Badge	Ragione Sociale	Proprio	Delega	Totale
**D	VIRGINIA C.MARS REVOCABLE TRUST DATED AUGUST 6, 1991		406	406
**D	HRW TRUST NO 2 UAD 01/17/03		970	970
**D	HRW TESTAMENTARY TRUST NO. 10		998	998
**D	WHEELS COMMON INVESTMENT FUND		3.933	3.933
**D	S. ROBSON WALTON 2010 TRUST		870	870
**D	EXELON CORPORATION NUCLEAR DECOMMISSION TRUST - NON TAX QUAL		492	492
**D	USAA MASTER TRUST (PENSION AND RSP)		2.311	2.311
**D	INTERNATIONAL MONETARY FUND RETIRED STAFF BENEFITS INVESTMENT		8.257	8.257
**D	MERCY INVESTMENT SERVICES INC		5.170	5.170
**D	PUBLIC PENSION AGENCY		126.508	126.508
**D	PUBLIC PENSION AGENCY		99.476	99.476
**D	PUBLIC PENSION AGENCY		14.822	14.822
**D	STATE OF UTAH, SCHOOL AND INSTITUTIONAL TRUST FUNDS		13.079	13.079
**D	HONG KONG SAR GOVERNMENT EXCHANGE FUND		560.593	560.593
**D	BUNTING INTERNATIONAL DEVELOPED EQUITY TE LLC		1.087	1.087
**D	CARROLL AVENUE PARTNERS LLC		623	623
**D	CARNELIAN INVESTMENT MANAGEMENT LLC		14.733	14.733
**D	CHCP GLOBAL SECURITIES LP		146	146
**D	CENTERSQUARE INVESTMENT MANAGEMENT LLC		4.350	4.350
**D	DYNASTY INVEST, LTD		1.016	1.016
**D	DFI LP EQUITY (PASSIVE)		2.452	2.452
**D	DAZBOG HOLDINGS AFC LIMITED		698.863	698.863
**D	DAZBOG HOLDINGS BFC LIMITED		921.057	921.057
**D	DAZBOG HOLDINGS CFC LIMITED		192.950	192.950
**D	DAZBOG HOLDINGS EFC LIMITED		1.601.565	1.601.565
**D	DAZBOG HOLDINGS F5 LIMITED		101.365	101.365
**D	DAZBOG HOLDINGS HFC LIMITED		60.308	60.308
**D	DAZBOG HOLDINGS B5 LIMITED		146.192	146.192
**D	DAZBOG HOLDINGS MFC LIMITED		126.700	126.700
**D	EVA VALLEY MAI LLC		5.125	5.125
**D	FS OVERLAY C - PARAMETRIC		3.268	3.268
**D	FOURTH AVENUE INVESTMENT COMPANY.		4.192	4.192
**D	FIDDLER PARTNERS LLC		617	617
**D	THE BUNTING FAM INT DEVELOPED EQUITY LIMITED LIABILITY CO		3.055	3.055
**D	INTERNATIONAL EXPATRIATE BENEFIT MASTER TRUST		2.334	2.334
**D	INTERNATIONAL EQUITY FUND		6.209	6.209
**D	THE VBUT MASTER INVESTMENT PARTNERSHIP LLP		1.508	1.508
**D	WISDOM COMMON DAILY EAFE INDEX FUND - NON LENDING		59.128	59.128
**D	LAKE AVENUE INVESTMENTS, LLC		17.280	17.280
**D	LEGAL & GENERAL MSCI EAFE FUND, LLC		20.380	20.380
**D	BERMAN-STAMM FAMILY PARTNERS LLC		602	602
**D	ALTY GROUP HOLDINGS, LLC		10.526	10.526
**D	LUNA LLC		635	635

Azionisti:
Azionisti in proprio:1.226
8Teste:
Azionisti in delega:16
1.218

Pagina 31



Assemblea Ordinaria del 18 aprile 2019

LISTA ESITO DELLE VOTAZIONE
 Oggetto: **Acquisto e alienazione di azioni**

FAVOREVOLI

Badge	Ragione Sociale	Proprio	Delega	Totale
**D	LOY PARTNERSHIP, LLC		4.223	4.223
**D	MF INTERNATIONAL FUND LLC		805	805
**D	82A HOLDINGS, LLC		5.698	5.698
**D	NELKE PARTNERSHIP		2.148	2.148
**D	OHANA HOLDINGS LLC		186.100	186.100
**D	OMEGA FFIP LIMITED PARTNERSHIP		1.455	1.455
**D	ORIZABA, LP		19.554	19.554
**D	PRO-GEN INVESTMENTS LLC		715	715
**D	CINDY SPRINGS, LLC		20.341	20.341
**D	NTGI-QM COMMON DAILY ALL COUNWD EX-US INV MKT INDEX F NONLEND		13.911	13.911
**D	RDM LIQUID LLC		3.494	3.494
**D	ROTHKO ALL COUNTY WORLD EX-US EQUITY FUND LP		1.227	1.227
**D	RAMI PARTNERS, LLC		15.809	15.809
**D	SENTINEL INTERNATIONAL FUND		1.186	1.186
**D	SENTINEL INTERNATIONAL TRUST		2.378	2.378
**D	SIM GLOBAL BALANCED TRUST.		568	568
**D	SILVER GROWTH FUND, LP		1.352	1.352
**D	GLOBAL BOND FUND		9.351	9.351
**D	FCM INTERNATIONAL LLC		1.033	1.033
**D	SHIMODA HOLDINGS, LLC		1.541	1.541
**D	MALACHITE 35 TRUST		10.125	10.125
**D	AVALON PORTFOLIO II, LLC		1.447	1.447
**D	801 INVESTMENTS LLC		4.125	4.125
**D	SUSTAINABLE INSIGHT GLOBAL ESG PASSIVE PLUS FUND, LLC		741	741
**D	LEGAL & GENERAL MSCI EAFE SL FUND, LLC		17.933	17.933
**D	NTGI-QM COMMON DAILY EAFE INDEX FUND - LENDING		35.695	35.695
**D	NTGI - QM COMM DAILY ALL COUNTRY WD EX-US EQ INDEX F - LEND		22.802	22.802
**D	INTERNATIONAL MONETARY FUND STAFF RETIREMENT PLAN		34.599	34.599
**D	INTERNATIONAL MONETARY FUND STAFF RETIREMENT PLAN		6.146	6.146
**D	UNIT NAT RELIEF AND WORKS AG FOR PALEST REF IN THE NEAR EAST		2.238	2.238
**D	NATIONAL COUNCIL FOR SOCIAL SECURITY FUND, P.R.C		4.923	4.923
**D	NGEE ANN POLYTECHNIC		123	123
**D	NATIONAL COUNCIL FOR SOCIAL SECURITY FUND, P.R.C		59.975	59.975
**D	NATIONAL COUNCIL FOR SOCIAL SECURITY FUND, P.R.C		31.416	31.416
**D	FIDELITY SALEM STREET TRUST: FIDELITY FLEX INTERN INDEX FUND		7.127	7.127
**D	FIDELITY SALEM STREET TRUST FIDELITY SERIES GLOBAL EX U.S. INDEX FUND		161.924	161.924
**D	THE PARTNERS FUND		73.383	73.383
**D	HAGFORS LIMITED		6.469	6.469
**D	NEW ZEALAND SUPERANNUATION FUND		263.790	263.790
**D	ARIA INVESTMENTS TRUST		35.227	35.227
**D	MERCER PASSIVE INTERNATIONAL SHARES FUND		12.054	12.054
**D	QIC INTERNATIONAL EQUITIES FUND		3.672	3.672
**D	GOVERNMENT EMPLOYEES SUPERANNUATION BOARD		233.275	233.275


Assemblea Ordinaria del 18 aprile 2019

LISTA ESITO DELLE VOTAZIONE

Oggetto: Acquisto e alienazione di azioni

FAVOREVOLI

Badge	Ragione Sociale	Proprio	Delega	Totale
**D	LORD MAYORS CHARITABLE FUND		429	429
**D	PARTNERS GROUP GLOBAL MULTI-ASSET FUND		15.880	15.880
**D	QUEENSLAND INVESTMENT TRUST NO.2		5.946	5.946
**D	AUSTRALIA POST SUPERANNUATION SCHEME		2.165	2.165
**D	NORTHERN FUNDS INTERNATIONAL GROWTH EQUITY FUND		17.788	17.788
**D	FORD MOTOR COMPANY DEFINED BENEFIT MASTER TRUST		18.160	18.160
**D	JTW TRUST NO. 4 UAD 9/19/02		2.817	2.817
**D	JTW TRUST NO. 2 UAD 9/19/02		2.039	2.039
**D	MICHIGAN CATHOLIC CONFERENCE MASTER PENSION TRUST		1.661	1.661
**D	NORTHERN MULTI MANAGER GLOBAL LISTED INFRASTRUCTURE FUND		2.003.299	2.003.299
**D	MICHIGAN CATHOLIC CONFERENCE		563	563
**D	NORTHERN FUNDS - INTERNATIONAL EQUITY INDEX FUND		191.281	191.281
**D	PRESBYTERIAN CHURCH (USA) FOUNDATION		4.678	4.678
**D	NORTHERN TRUST GLOBAL INVESTMENTS COLLECTIVE FUNDS TRUST		1.282.148	1.282.148
**D	NATIONAL RAILROAD RETIREMENT INVESTMENT TRUST		5.024	5.024
**D	VOL EMPL BEN ASS OF THE NON-REPR EMPL OF SOUT CAL EDISON CO		1.633	1.633
**D	1999 VOL EMPL BEN ASS NON-REPR EMPL OF SOUT CAL EDISON CO		981	981
**D	SAMFORD UNIVERSITY		352	352
**D	THE TRUSTEES OF THE HENRY SMITH CHARITY		14.226	14.226
**D	TRINITY COLLEGE CAMBRIDGE		3.420	3.420
**D	HRW TESTAMENTARY TRUST NO 3		2.073	2.073
**D	HRW TESTAMENTARY TRUST NO 1		2.573	2.573
**D	HRW TRUST NO 1 UAD 01/17/03		970	970
**D	HRW TESTAMENTARY TRUST NO. 11		2.568	2.568
**D	HRW TESTAMENTARY TRUST NO 6		2.099	2.099
**D	HRW TESTAMENTARY TRUST NO 4		2.041	2.041
**D	HRW TESTAMENTARY TRUST NO. 9		1.771	1.771
**D	HRW TESTAMENTARY TRUST NO. 8		2.472	2.472
**D	HRW TESTAMENTARY TRUST NO 2		1.679	1.679
**D	HRW TESTAMENTARY TRUST NO. 7		2.729	2.729
**D	HRW TRUST NO 4 UAD 01/17/03		1.152	1.152
**D	HRW TESTAMENTARY TRUST NO 5		2.158	2.158
**D	HRW TESTAMENTARY TRUST NO. 12		3.451	3.451
**D	HRW TRUST NO 3 UAD 01/17/03		1.152	1.152
**D	BANNER HEALTH		137.500	137.500
**D	CHEVRON MASTER PENSION TRUST		13.208	13.208
**D	COB INSURANCE EXCHANGE		20.228	20.228
**D	SPARTAN GROUP TRUST FOR EMPLOYEE BENEFIT PLANS		95.622	95.622
**D	CLINTON COUNTY EMPLOYEES' RETIREMENT ASSOCIATION		1.487	1.487
**D	CHICHTING INSTITUUT GAK		1.234	1.234
**D	GLDORSTONE FUNDS INTERNATIONAL EQUITY INDEX FUNDS		2.326	2.326
**D	GENERAL PENSION AND SOCIAL SECURITY AUTHORITY		16.972	16.972
**D	ILLINOIS MUNICIPAL RETIREMENT FUND		314.250	314.250



Assemblea Ordinaria del 18 aprile 2019

LISTA ESITO DELLE VOTAZIONE

Oggetto: Acquisto e alienazione di azioni

FAVOREVOLI

Badge	Ragione Sociale	Proprio	Delega	Totale
**D	LOS ANGELES CITY EMPLOYEES RETIREMENT SYSTEM		49.347	49.347
**D	LOCKHEED MARTIN CORPORATION MASTER RETIREMENT TRUST		15.375	15.375
**D	MONTGOMERY COUNTY CONSOLIDATED RET HEALTH BENEFITS TR		8.875	8.875
**D	MONTGOMERY COUNTY EMPLOYEES` RETIREMENT SYSTEM		47.557	47.557
**D	UTAH STATE RETIREMENT SYSTEMS		76.738	76.738
**D	WILSHIRE INTERNATIONAL EQUITY FUND		2.484	2.484
**D	WYOMING RETIREMENT SYSTEM		2.230	2.230
**D	FORD MOTOR COMPANY OF CANADA, LIMITED PENSION TRUST		3.072	3.072
**D	HSBC GLOBAL EQUITY FUND.		15.330	15.330
**D	HSBC INTERNATIONAL EQUITY POOLED FUND		28.978	28.978
**D	HALIFAX REGIONAL MUNICIPALITY MASTER TRUST		5.160	5.160
**D	FUTURE FUND BOARD OF GUARDIANS FOR AND OBO FUTURE FUND		56.351	56.351
**D	MREF INVESTMENT COMPANY NO. 2 PTY LTD		140.179	140.179
**D	IBM DIVERSIFIED GLOBAL EQUITY FUND		12.091	12.091
**D	THE BANK OF IRELAND STAFF PENSIONS FUND		132.050	132.050
**D	STICHTING HEINEKEN PENSIOENFONDS		11.102	11.102
**D	STICHTING PENSIOENFONDS SAGITTARIUS		16.446	16.446
**D	THE TRUSTEES OF CHEVRON UK PENSION PLAN		26.235	26.235
**D	THE BOARD OF THE PENSION PROTECTION FUND		6.350	6.350
**D	NORTHERN TRUST UCITS COMMON CONTRACTUAL FUND		208.406	208.406
**D	PUBLIC EMPLOYEES RETIREMENT ASSOCIATION OF COLORADO		127.987	127.987
**D	COLONIAL FIRST STATE INVESTMENT FUND 50		9.810	9.810
**D	COMMONWEALTH GLOBAL LISTED INFRASTRUCTURE FUND 6		1.401.291	1.401.291
**D	COMMONWEALTH GLOBAL LISTED INFRASTRUCTURE FUND 4		169.551	169.551
**D	COLONIAL FIRST STATE WHOLESALE GLOBAL LISTED INFR SEC F		1.172.261	1.172.261
**D	COLONIAL FIRST STATE WHOLESALE INDEXED GLOBAL SHARE FUND		17.787	17.787
**D	COMMONWEALTH GLOBAL SHARE FUND 29		142	142
**D	MUNICIPAL EMPLOYEES` ANNUITY AND BENEFIT FUND OF CHICAGO		3.827	3.827
**D	INVESTCO ITALIAN HOLDINGS SRL		66.513.016	66.513.016
**D	LEGAL & GENERAL FUTURE WORLD CLIMATE CHANGE EQ FACTORS IND FD		5.824	5.824
**D	LEGAL & GENERAL GLOBAL EQUITY INDEX FUND		2.117	2.117
**D	LEGAL & GENERAL GLOBAL INFRASTRUCTURE INDEX FUND		103.895	103.895
**D	LEGAL&GENERAL EUROPEAN INDEX TRUST		328.449	328.449
**D	LEGAL & GENERAL INTERNATIONAL INDEX TRUST		27.205	27.205
**D	SSGA GROSS ROLL UP UNIT TRUST		17.781	17.781
**D	LEGAL & GENERAL ICAV		11.301	11.301
**D	NORTHERN TRUST INVESTMENT FUNDS PUBLIC LIMITED COMPANY		31.204	31.204
**D	LEGAL & GENERAL AUTHORISED CONTRACTUAL SCHEME		7.860	7.860
**D	BRITISH COLUMBIA INVESTMENT MANAGEMENT CORPORATION		139.151	139.151
**D	STATE TEACHERS RETIREMENT SYSTEM OF OHIO		79.192	79.192
**D	BANCO NACIONAL DE PANAMA, ACTING AS TRUSTEE OF THE FIDEICOMISO DE FONDO DE AHORRO DE PANAMA		1.440	1.440
**D	LGPS CENTRAL AUTHORISED CONTRACTUAL SCHEME		133.000	133.000
**D	UBS COMMON CONTRACTUAL FUND		6.918	6.918

Assemblea Ordinaria del 18 aprile 2019

LISTA ESITO DELLE VOTAZIONE

Oggetto: Acquisto e alienazione di azioni

FAVOREVOLI

Badge	Ragione Sociale	Proprio	Delega	Totale
**D	BORDER TO COAST AUTHORISED CONTRACTUAL SCHEME		315.407	315.407
**D	CLEARWATER INTERNATIONAL FUND		2.238	2.238
**D	STICHTING BEDRIJFSTAKPENSIOENFONDS VOOR HET LEVENSMIDD		16.250	16.250
**D	KOMMUNAL LANDSPENSJONSKASSE GJENSIDIG FORSIKRINGSSELSKAP		35.799	35.799
**D	VERDIPAPIRFONDET KLP AKSJEGLOBAL INDEX 1		57.877	57.877
**D	VERDIPAPIRFONDET KLP AKSJEEUROPA INDEKS 1		30.261	30.261
**D	STICHTING BEDRIJFST VOOR HET SCHOONMAAK EN GLAZ		14.818	14.818
**D	STICHTING PENSIOENFONDS CAMPINA		4.290	4.290
**D	STICHTING BEDRIJFST VOOR HET BEROEPSVERVOER OVER DE WEG		55.684	55.684
**D	STICHTING PENSIOENFONDS ING		58.010	58.010
**D	NORTHERN TRUST UCITS FGR FUND		88.567	88.567
**D	ROBECO INSTITUTIONAL UMBRELLA FUND		5.489	5.489
**D	JOHN HANCOCK HEDGED EQUITY AND INCOME FUND		4.684	4.684
**D	MEDIOLANUM GESTIONE FONDI SGR - FLESSIBILE FUTURO ITALIA	1.040.000		1.040.000
**D	EURIZON CAPITAL SGR - EURIZON AZIONI AREA EURO	7.789		7.789
**D	EURIZON CAPITAL SGR - EURIZON PROGETTO ITALIA 70	240.544		240.544
**D	EURIZON CAPITAL SGR - EURIZON AZIONI ITALIA	374.467		374.467
**D	EURIZON CAPITAL SGR - EURIZON PIR ITALIA AZIONI	28.625		28.625
**D	EURIZON CAPITAL SGR - EURIZON PROGETTO ITALIA 40	244.228		244.228
**D	STICHTING BEDRIJFSPENSIOENFONDSVOOR DE LANDBOUW MANDAAT BLACKRO	142.589		142.589
**D	STG PFDS ACHMEA MANDAAT BLACKROCK	20.820		20.820
**D	STICHTING PENSIOENFONDS WONEN	12.541		12.541
**D	STICHTING J.E. ASR ES G INDEXPLUS INST. FONDSEN INZAKE EUROPA	32.738		32.738
**D	THE CANADA LIFE ASSURANCE COMPANY	64.017		64.017
**D	RENAISSANCE INTERNATIONAL EQUITY PRIVATE POOL	152		152
**D	THE GREAT-WEST LIFE ASSURANCE COMPANY	57.655		57.655
**D	COUNSEL DEFENSIVE GLOBAL EQUITY	803		803
**D	INVESTORS GLOBAL INFRASTRUCTURECLASS	26.400		26.400
**D	LONDON LIFE INSURANCE COMPANY .	733.294		733.294
**D	GLOBAL INFRASTRUCTURE EQUITY FUND LONDON CAPITAL	62.080		62.080
**D	MACKENZIE DIVERSIFIED ALTERNATIVES FUND	17.746		17.746
**D	MACKENZIE MAXIMUM DIVERS. ALL WORLD DEVELOPED EX NORTH AMERICA IE	3.032		3.032
**D	MACKENZIE INTERNATIONAL EQUITY INDEX ETF	216		216
**D	MACKENZIE MAX DIVERSIFICATION DEVELOPED EUR INDEX ETF	13.000		13.000
**D	MACKENZIE MAX DIVERSIFICATION ALL WORLD DEVELOPED IND ETF	9.082		9.082
**D	THE GLENFLORE CANADIAN PENSION FUNDS TRUST-FOREIGN EQUITY FUND	96.434		96.434
**D	THE GLENFLORE CANADIAN PENSION FUNDS TRUST-FOREIGN EQUITY FUND	77.983		77.983
**D	RENAISSANCE GLOBAL INFRASTRUCTURE FUND	1.275.951		1.275.951
**D	RENAISSANCE REAL ASSETS PRIVATEPOOL	184.000		184.000
**D	TD EMERALD INTERNATIONAL EQUITYINDEX FUND	125.663		125.663
**D	TD INTERNATIONAL INDEX FUND	19.639		19.639
**D	TD EUROPEAN INDEX FUND .	3.749		3.749
**D	TD INTERNATIONAL EQUITY INDEX ETF	631		631



Assemblea Ordinaria del 18 aprile 2019

LISTA ESITO DELLE VOTAZIONE

Oggetto: Acquisto e alienazione di azioni

FAVOREVOLI

Badge	Ragione Sociale	Proprio	Delega	Totale
**D	PUBLIC SECTOR PENSION INVESTMENT BOARD		224.543	224.543
**D	IMPERIAL INTERNATIONAL EQUITY POOL		21.165	21.165
**D	IMPERIAL OVERSEAS EQUITY POOL		314	314
**D	WOODBRIIDGE INVESTMENTS CORPORATION		35.700	35.700
**D	WINDWISE MSCI EAFE INDEX NON-LENDING, FUND FOR EXEMPT ORG.		22.228	22.228
**D	CIBC INTERNATIONAL INDEX FUND		9.584	9.584
**D	CIBC EUROPEAN INDEX FUND		3.528	3.528
**D	CIBC POOLED INTERNATIONAL EQUITY INDEX FUND		2.247	2.247
**D	ALLIANZ GLOBAL INVESTORS FUND		148.230	148.230
**D	GOLDMAN SACHS FUNDS		6.736	6.736
**D	KIEGER FUND I		772	772
**D	ALLIANZ AZIONI ITALIA ALL STARS		150.000	150.000
**D	ALLIANZ ITALIA 50 SPECIAL		7.000	7.000
6787	CARADONNA GIANFRANCO MARIA	1		1
6901	REALE DAVIDE GIORGIO	12		12
6914	RODINO` WALTER	5		5
6975	CAPPELLI ROBERTO			
DE*	SINTONIA SPA		249.833.818	249.833.818
7025	GRANATA ALFREDO			
DE*	INARCASSA - CASSA NAZIONALE DI PREVIDENZA ED ASSISTENZA PER		2.013.720	2.013.720
7153	MICUCCI CECCHI GIANLUCA			
DE*	BRECCIA GIUSEPPINA		5	5
7231	BEFANI GUIDO			
DE*	BLOCKCHAIN GOVERNANCE		1	1
DE*	INVESTIMENTI SUD ITALIA S.R.L.		1	1
7284	BOTTIN MASSIMO			
DE*	FONDAZIONE CASSA DI RISPARMIO DI TORINO		41.376.972	41.376.972
7523	PEDINI LUCIANO			
RL*	GIGLIO SERVIZI AMBIENTALI E BONIFICHE SRL	105		105
7568	FIorentini GIANLUCA	11		11
7569	VITANGELI GIORGIO	5		5
Totale voti				591.764.966
Percentuale votanti %				94,861256
Percentuale Capitale %				71,660988

Assemblea Ordinaria del 18 aprile 2019ESITO VOTAZIONE

Oggetto : **Determinazione del numero dei componenti il Consiglio di Amministrazione**

Hanno partecipato alla votazione:

-n° 1.426 azionisti,
portatori di n° 623.821.559 azioni ordinarie, tutte ammesse al voto,
pari al 75,542947% del capitale sociale.

Hanno votato:

		% su Azioni Ordinarie
Favorevoli	621.605.431	99,644750
Contrari	472.456	0,075736
SubTotale	<u>622.077.887</u>	99,720485
Astenuti	299.261	0,047972
Non Votanti	1.444.411	0,231542
SubTotale	<u>1.743.672</u>	0,279515
Totale	<u>623.821.559</u>	100,000000

Ai sensi dell'art. 135-undecies del TUF **non sono computate** ai fini del calcolo della maggioranza e del capitale richiesto per l'approvazione della delibera numero 0 azioni pari al **0,000000%** delle azioni rappresentate in aula.



Assemblea Ordinaria del 18 aprile 2019

LISTA ESITO DELLE VOTAZIONE

Oggetto: Determinazione del numero dei componenti il Consiglio di Amministrazione

CONTRARI

Badge	Ragione Sociale	Proprio	Delega	Totale
6674	AGOSTINI ANTONIO			
**D	SG ACTIONS EUROPE MULTIGESTION		2.290	2.290
**D	ETOLIE SECTORIELLE EUROPE		1.799	1.799
**D	ANTARIUS ROTATION SECTORIELLE		863	863
**D	CENTRAL BANK OF IRELAND		842	842
**D	AMUNDI INDEX MSCI EUROPE		73	73
**D	AMUNDI INDEX MSCI EMU	207.700	74	207.700
**D	AMUNDI INDEX MSCI WORLD		101	101
**D	AMUNDI INDEX EQUITY EUROPE LOW		44	44
**D	AMUNDI INDEX EQUITY GLOBAL LOW		5.611	5.611
**D	AMUNDI FUNDS EQUITY EUROPE RISK		139	139
**D	AMUNDI FUNDS EQUITY EURO RISK		124.235	124.235
**D	ROPS EURO P		14.299	14.299
**D	ICARE		12.818	12.818
**D	AMUNDI HORIZON		3.726	3.726
**D	PORTFOLIO LCR ACTIONS		52.916	52.916
**D	ROPS-SMART INDEX EURO		671	671
**D	AMUNDI ACTIONS EURO ISR		35	35
**D	ASSURDIX		91	91
**D	ATOUT EUROPE SMART BETA		12.712	12.712
**D	AMUNDI ETF FTSE ITALIA PIR UCITS		31.416	31.416
**D	NATIONAL COUNCIL FOR SOCIAL SECURITY FUND, P.R.C			
7068	BAVA MARCO GEREMIA CARLO	1		1
Totale voti		472.456		
Percentuale votanti %		0,075736		
Percentuale Capitale %		0,057213		



Azionisti:
Azionisti in proprio:

22 Teste:
1 Azionisti in delega:

2
21



Assemblea Ordinaria del 18 aprile 2019

LISTA ESITO DELLE VOTAZIONE

Oggetto: Determinazione del numero dei componenti il Consiglio di Amministrazione

ASTENUTI

Badge	Ragione Sociale	Proprio	Delega	Totale
6174	AMBRUZZI DANIELA	616		616
6674	AGOSTINI ANTONIO			
**D	MEDIOLANUM BEST BRANDS		112.329	112.329
**D	CHALLENGE FUNDS CHALLENGE ITALIAN EQUITY		56.000	56.000
**D	ACCIDENT COMPENSATION CORPORATION		97.205	97.205
7065	PASQUINI MASSIMILIANO	10		10
7079	D'ATRI GIANFRANCO			
DE*	D'ATRI STELLA		1	1
7151	CHIURAZZI LUIGI	2.000		2.000
7275	NOTARFONZO ARNALDO	100		100
7307	CARILE DOMENICO	31.000		31.000

Totale voti	299.261
Percentuale votanti %	0,047972
Percentuale Capitale %	0,036240


Assemblea Ordinaria del 18 aprile 2019

LISTA ESITO DELLE VOTAZIONE

Oggetto: Determinazione del numero dei componenti il Consiglio di Amministrazione


NON VOTANTI

Badge	Ragione Sociale	Proprio	Delega	Totale
6674	AGOSTINI ANTONIO		29.645	29.645
**D	GENERALI SMART FUNDS SICAV		70.480	70.480
**D	GENERALI DIVERSIFICATION		54.284	54.284
**D	GIE ALLEANZA OBBLIGAZIONARIO		30.000	30.000
**D	INTERFUND SICAV INTERFUND EQUITY ITALY		714.000	714.000
**D	FIDEURAM ASSET MANAGEMENT (IRELAND) FONDITALIA EQUITY ITALY		19.000	19.000
**D	FIDEURAM INVESTIMENTI SGR SPA-FIDEURAM ITALIA		7.000	7.000
**D	FIDEURAM INVESTIMENTI SGR SPA-PIR PIANO BILANCIATO 30		430.000	430.000
**D	FIDEURAM INVESTIMENTI SGR SPA-PIR PIANO AZIONI ITALIA		90.000	90.000
**D	FIDEURAM INVESTIMENTI SGR SPA-PIR PIANO BILANCIATO 50			
7231	BEFANI GUIDO		1	1
DE*	BLOCKCHAIN GOVERNANCE		1	1
DE*	INVESTIMENTI SUD ITALIA S.R.L.			
Totale voti		1.444.411		
Percentuale votanti %		0,231542		
Percentuale Capitale %		0,174914		



Azionisti
Azionisti in proprio:

11 Teste: 2
0 Azionisti in delega: 11



Assemblea Ordinaria del 18 aprile 2019

LISTA ESITO DELLE VOTAZIONE

Oggetto: Determinazione del numero dei componenti il Consiglio di Amministrazione

FAVOREVOLI

Badge	Ragione Sociale	Proprio	Delega	Totale
6017	CHIGNOLI GIORGIO	1		1
6034	BOVE KATRIN	7		7
6313	LAPONTE ALBERTO			
DE*	GARRI GERARDINO		1	1
6390	GIORDANA ROBERTO			
DE*	FONDAZIONE CASSA DI RISPARMIO DI CUNEO		2.283.500	2.283.500
6415	DI CIANNI EMILIO LUIGI	1		1
6674	AGOSTINI ANTONIO			
**D	ARCA FONDI SGR - FONDO ARCA AZIONI ITALIA		400.000	400.000
**D	FRANKLIN TEMPLETON INVESTMENT FUNDS		79.094	79.094
**D	KEMPEN INTERNATIONAL FUNDS		5.577	5.577
**D	T. ROWE PRICE FUNDS SICAV		366	366
**D	JPMORGAN FUNDS (IRELAND) ICAV		280	280
**D	AVIVA INVESTORS		1.156.809	1.156.809
**D	ARTEMIS FUNDS (LUX)		8.638	8.638
**D	ARK LIFE ASSURANCE COMPANY LIMITED		23.839	23.839
**D	BLACKROCK INDEX SELECTION FUND		367.101	367.101
**D	CORONATION GLOBAL OPPORTUNITIES FUND		144.717	144.717
**D	MORGAN STANLEY INVESTMENT FUNDS		470.693	470.693
**D	THE PARTNERS FUND SICAV LRI INVEST S.A.		6.703	6.703
**D	RBC ISB - MMA VIE SA		702.873	702.873
**D	NMM5 GIEP PTN ACCOUNT		45.809	45.809
**D	NMM5-WIEQ-CNS ACCOUNT		10.000	10.000
**D	DPAM EQUITIES L		126.404	126.404
**D	SCHWAB INTERNATIONAL INDEX FUND		171.930	171.930
**D	THORNBURG INTERNATIONAL EQUITY		4.433	4.433
**D	THE MASTER TRUST BANK OF JAPAN LTD		293	293
**D	THE MASTER TRUST BANK OF JAPAN LTD		509	509
**D	FIDELITY FUNDS SICAV		2.893.282	2.893.282
**D	ING DIRECT		45.765	45.765
**D	THE MASTER TRUST BANK OF JAPAN LTD		52.412	52.412
**D	AMP CAPITAL GLOBAL LISTED INFRASTRUCTURE FUND		18.527	18.527
**D	THE MASTER TRUST BANK OF JAPAN LTD		25.000	25.000
**D	GIM SPECIALIST INVESTMENT FUNDS		12.809	12.809
**D	THE MASTER TRUST BANK OF JAPAN LTD		4.284	4.284
**D	MF PICTET MULTI ASSET FUND		6.751	6.751
**D	JAPAN TRUSTEE SERVICES BANK LTD		6.027	6.027
**D	THORBURG GLOBAL EQUITY FUND		134.917	134.917
**D	THORNBURG INTERNATIONAL EQUITY FUND		2.354	2.354
**D	THE MASTER TRUST BANK OF JAPAN LTD		2.052	2.052
**D	JAPAN TRUSTEE SERVICES BANK LTD		2.117	2.117
**D	FIDELITY SAL ST FIDELITY GLOBAL EX US IN		124.653	124.653
**D	VANGUARD FUNDS PLC		264.224	264.224

Assemblea Ordinaria del 18 aprile 2019

LISTA ESITO DELLE VOTAZIONE

Oggetto: Determinazione del numero dei componenti il Consiglio di Amministrazione

FAVOREVOLI

Badge	Ragione Sociale	Proprio	Delega	Totale
**D	THORNBURG GLOBAL INVESTMENT PLC	146.895	146.895	146.895
**D	LCAM GLOBAL EQUITY FUNDS	4.597	4.597	4.597
**D	SCHWAB FUNDAMENTAL INTERNATIONAL LARGE COMPANY INDEX FUND	44.385	44.385	44.385
**D	MACQUARIE GLOBAL LISTED INFRASTRUCTURE C	126.047	126.047	126.047
**D	SEI INSTITUTIONAL MANAGED TRUST MULTI-AS	3.095	3.095	3.095
**D	VANGUARD INVESTMENT SERIES PLC	249.245	249.245	249.245
**D	VANGUARD INVESTMENT SERIES PLC	187.689	187.689	187.689
**D	VANGUARD INVESTMENT SERIES PLC	130.464	130.464	130.464
**D	LOS ANGELES CAPITAL GLOBAL FUND PLC	20.589	20.589	20.589
**D	FIDELITY SALEM STREET TRUST: SPARTAN TOTAL INTERNATIONAL INDEX FUND	47.802	47.802	47.802
**D	SEI INST.MAN.TRUST - MIM VOLAT.FUND	9.488	9.488	9.488
**D	FIDELITY UCITS ICAV	15.203	15.203	15.203
**D	FIDELITY SALEM STREET TRUST: FIDELITY SAI INTERNATIONAL VALUE INDEX FUND	100.785	100.785	100.785
**D	FIDELITY UCITS II ICAV	1.348	1.348	1.348
**D	VARIABLE INSURANCE PRODUCTS FUND II: INTERNATIONAL INDEX PORTFOLIO	1.648	1.648	1.648
**D	FIDELITY SALEM STREET TRUST: FIDELITY ZERO INTERNATIONAL INDEX FUND	18.394	18.394	18.394
**D	FIDELITY CONCORD STREET TRUST: FIDELITY SERIES INTERNATIONAL INDEX FUND	2.445	2.445	2.445
**D	MONDRIAN GLOBAL LISTED INFRASTRUCTURE FUND	2.408	2.408	2.408
**D	COHEN & STEERS GLOBAL LIST. INFR.FD	72.824	72.824	72.824
**D	NUVEEN GLOBAL INFRASTRUCTURE FUND	692.909	692.909	692.909
**D	ADVISOR MANAGED TRUST - TACTICAL OFFENSI	4.314	4.314	4.314
**D	CORNERSTONE ADVISORS GLOBAL PUBLIC EQUITY FUND	3.898	3.898	3.898
**D	CORNERSTONE ADVIS GLOBAL PUBLIC EQUITY F	50.321	50.321	50.321
**D	PANAGORA RISK PARITY M.A.C.FD	952	952	952
**D	BAYVK G2 FONDS	10.636	10.636	10.636
**D	UNIVERSAL-CAV	20.601	20.601	20.601
**D	BAYVK A4 FONDS	32.929	32.929	32.929
**D	ALLIANZGI FONDS ALLRA	2.610	2.610	2.610
**D	ALLIANZGI FONDS USES	4.770	4.770	4.770
**D	ALLIANZGI FONDS DUNHILL	2.390	2.390	2.390
**D	ALLIANZGI FONDS PF1	8.864	8.864	8.864
**D	ALLIANZGI FONDS PFALCO	15.253	15.253	15.253
**D	ALLIANZGI FONDS AESAN	26.910	26.910	26.910
**D	ALLIANZGI FONDS AMEV	18.760	18.760	18.760
**D	KREBSHILFE 2 FONDS	2.780	2.780	2.780
**D	ALLIANZGI FONDS CAESAR	4.420	4.420	4.420
**D	ALLIANZGI FONDS AFE	3.454	3.454	3.454
**D	SDK K3 FONDS	1.860	1.860	1.860
**D	ALLIANZGI FONDS DPF DILLINGER PENSIONSF0	8.694	8.694	8.694
**D	PARVEST	25.708	25.708	25.708
**D	BNP PARIBAS L1	218.045	218.045	218.045
**D	BNP PARIBAS EASY	107.625	107.625	107.625
**D	BNP PARIBAS B PENSION GROWTH	63.571	63.571	63.571



Assemblea Ordinaria del 18 aprile 2019

LISTA ESITO DELLE VOTAZIONE

Oggetto: **Determinazione del numero dei componenti il Consiglio di Amministrazione****FAVOREVOLI**

Badge	Ragione Sociale	Proprio	Delega	Totale
**D	BNP PARIBAS B PENSION STABILITY		23.327	23.327
**D	METROPOLITAN RENTASTRO		109.186	109.186
**D	BNP PARIBAS B PENSION BALANCED		254.733	254.733
**D	JANUS HENDERSON INSTITUTIONAL EUROPEAN INDEX OPPORTUNITIES FUND		38.364	38.364
**D	ENHANCED INDEX INTERNATIONAL SHARE FUND		49.993	49.993
**D	AUSTRALIAN CATHOLIC SUPERAN RETIREM FUND		4.997	4.997
**D	CLEARVIEW INFRASTRUCTURE FUND		285.033	285.033
**D	AMP CAP UNHEDGED GL SHS MULTI MAN FUND		7.837	7.837
**D	AMP INTERNATIONAL EQUITY INDEX FUND HEDG		47.610	47.610
**D	FIRST STATE INVESTMENTS GLOBAL LISTED IN		219.577	219.577
**D	IPAC SPEC INV STR INT SHARESTRATEGY NO 1		3.640	3.640
**D	AMP GLOBAL LISTED INFRASTR INDEX FUND HED		194.707	194.707
**D	UNISUPER		4.463	4.463
**D	WHOLESALE UNIT TRUST GL. INFRASTRUCTURE F		51.421	51.421
**D	AMP CAPITAL GLOBAL LISTED INFRASTR. FD		98.321	98.321
**D	BPSS SYD/UNISUPER		730.445	730.445
**D	WHOLESALE UNIT TRU MSCI GLOB IND SHAR FU		2.735	2.735
**D	IPAC SPEC INVEST STR LISTED GL INFR		43.532	43.532
**D	AMP CAP GLO INFRA SEC F (UNHEDGED)MAN FU		8.137	8.137
**D	AMP CAPITAL GLOBAL INFR SECUR FUND UNHED		388.717	388.717
**D	AMP GLOBAL LISTED INFR MARKET IND FD HE		414.804	414.804
**D	MERCER UNHEDGED OVERSEAS SHARES TRUST		1.004	1.004
**D	FCP BNP PARIBAS ACTIONS EUROPE		2.092	2.092
**D	FCP ALM ACTIONS EURO		147.438	147.438
**D	IPA CORPORATE ACTIONS AND INCOME		79.355	79.355
**D	STICHTING AHOLD DELHAIZE PENSIOEN		32.840	32.840
**D	ACTIAM RESPONSIBLE INDEX FUND EQUITY EUR		123.595	123.595
**D	FONDS DE RESERVE POUR LES RETRAITES		276.461	276.461
**D	FCP ERAFP ACT EUR 7 OFI		73.271	73.271
**D	ERAFP ACTIONS EUROS 1		1.131.621	1.131.621
**D	SWISS LIFE LUXEMBOURG SA		69.419	69.419
**D	BANQUE PICTET & CIE SA		5.761	5.761
**D	PICTET GLOBAL SELECTION FUND		131.013	131.013
**D	PICTET GLOBAL SELECTION FUND - GLOB		4.473.727	4.473.727
**D	PICTET-EUROLAND INDEX		25.964	25.964
**D	PICTET-EUROPE INDEX		93.331	93.331
**D	FOREIGN STOCK INDEX MOTHER FUND		13.457	13.457
**D	SHINKO GLOBAL EQUITY INDEX MOTHER FUND		337	337
**D	GLOBAL HIGH DIVIDEND EQUITY MOTHER FUND		270.000	270.000
**D	FTSE-EDHEC RISK EFFICIENT INT DEVELOPED COUNTRIES INDEX		796	796
**D	GIVI GLOBAL EQUITY FUND A SERIES TRUST OF GLOBAL MULTI STRATEGY		10.759	10.759
**D	UBI SICAV		28.401	28.401
**D	MACQUARIE - GLOBAL LISTED INFR FD		34.404	34.404

Pagina 6

Azionisti: 1.384 Teste: 17
 Azionisti in proprio: 10 Azionisti in delega: 1.374

Assemblea Ordinaria del 18 aprile 2019

LISTA ESITO DELLE VOTAZIONE
 Oggetto: Determinazione del numero dei componenti il Consiglio di Amministrazione
 FAVOREVOLI

Badge	Ragione Sociale	Proprio	Delega	Totale
**D	BROOKFIELD INVESTMENT FUNDS UCITS		394.649	394.649
**D	JSS INVESTMENTFONDS II		107.309	107.309
**D	MAPLE BROWN ABBOTT FUNDS PLC		422.684	422.684
**D	NFS LIMITED TRAFALGAR COURT ADMIRAL		6.125	6.125
**D	SHELL TRUST (BERMUDA) LTD AS TRUSTEE OF THE SHELL OVERSEAS CONTRIBUTORY PENSION FUND		8.623	8.623
**D	SHELL TRUST (BERMUDA) LIMITED AS TRUSTEE OF THE SHELL INTERNATIONAL PENSION FUND		6.820	6.820
**D	NFS LIMITED TRAFALGAR COURT ADMIRAL		21.024	21.024
**D	CONSTRUCTION AND BUILDING UNIONS SUPERANNUATION FUND		27.903	27.903
**D	VANGUARD GLOBAL MINIMUM VOLATILITY FUND		1.004	1.004
**D	VANGUARD INTERNATIONAL SHARE INDEX FUND		149.377	149.377
**D	VANGUARD GLOBAL INFRASTRUCT. INDEX FUND		109.066	109.066
**D	SAS TRUSTEE CORPORATION		6.197	6.197
**D	H.E.S.T. AUSTRALIA LIMITED		23.597	23.597
**D	CONSTRUCTION AND BUILDING UNIONS SUPERANNUATION FUND		11.691	11.691
**D	LGIA SUPER TRUSTEE AS TRUSTEE FOR LGIA		231.305	231.305
**D	CONSTRUCTION AND BUILDING UNIONS SUPERANNUATION FUND		17.287	17.287
**D	UBS ASSET MANAGEMENT LIFE LTD		323.117	323.117
**D	JPMORGAN CHASE BANK - PB - UNITED STATES TRUSTS		1.376	1.376
**D	BANCO CENTRAL DE TIMOR EST		35.091	35.091
**D	THE BOEING COMPANY EMPLOYEE RETIREMENT PLANS MASTER TRUST		265.022	265.022
**D	THE BOEING COMPANY EMPLOYEE RETIREMENT PLANS MASTER TRUST		196.838	196.838
**D	ROCKEFELLER & CO., INC		13.781	13.781
**D	TCORPIM INDEXED INTERNATIONAL SHARE (UNHEDGED) FUND		5.909	5.909
**D	FIDELITY FIRST GLOBAL FUND		922	922
**D	ANZ WHOLESALE INTERN.SHARE NO. 1 FUND		1.760	1.760
**D	OPTIMIX GLOBAL LISTED INFRASTRUCTUR		138.970	138.970
**D	VANGUARD ETHICALLY CONSCIOUS INTERNATIONAL SHARES INDEX FUND		4.181	4.181
**D	JPMORGAN CHASE BANK - PB - UNITED STATES PARTNERSHIP		1.214	1.214
**D	ONEPATH LOW VOLATILITY GLOBAL EQ IN POOL		31.278	31.278
**D	TELSTRA SUPERANNUATION SCHEME		268.333	268.333
**D	ONEPATH GLOBAL SHARES - GLOBAL INFRASTRUCTURE (HEDGED) INDEX POOL		790.025	790.025
**D	CONNECTICUT GENERAL LIFE INSURANCE COMPANY		975	975
**D	FQ ESSENTIAL BETA FUND LTD		5.000	5.000
**D	LUCRF PTY LTD FOR THE LABOUR UNION CO-OPERATIVE RETIREMENT FUND		3.154	3.154
**D	ONEPATH GLOBAL SHARES - LARGE CAP (UNHEDGED) INDEXPOOL		47.062	47.062
**D	IBM PERSONAL PENSION PLAN TRUST		3.114	3.114
**D	NEW YORK LIFE INSURANCE		2.620	2.620
**D	NEW YORK LIFE INSURANCE COMPANY		25.396	25.396
**D	COMBARDIER TRUST U.S. MASTER TRUST		71.097	71.097
**D	UBS MSCI WORLD MINIMUM VOLATILITY IND FD		9.387	9.387
**D	UBS FTSE RAFI DEVELOPED 1000 INDEX FUND		4.423	4.423
**D	FUNDASAO CALOUSTE GULBENKIAN		10.978	10.978
**D	SBC MASTER PENSION TRUST SBC MASTER PENSION TRUST 208		12.180	12.180



Assemblea Ordinaria del 18 aprile 2019

LISTA ESITO DELLE VOTAZIONE

Oggetto: Determinazione del numero dei componenti il Consiglio di Amministrazione

FAVOREVOLI

Badge	Ragione Sociale	Proprio	Delega	Totale
**D	JNL/MELLON CAPITAL INTNAL INDEX FUND		61.908	61.908
**D	FLEXSHARES INTERNATIONAL QUALITY DIVIDEND DEFENSIVE INDEX FUND		10.449	10.449
**D	FLEXSHARES MORNINGSTAR DEVELOPED MARKETS EX-US FACTOR TILT INDEX FUND		19.090	19.090
**D	FLEXSHARES INTERNATIONAL QUALITY DIVIDEND INDEX FUND		85.207	85.207
**D	VANTAGETRUST III MASTER COLLECTIVE INVESTMENT FUNDS TRUST		29.337	29.337
**D	T ROWE PRICE INTERNATIONAL EQUITY INDEX FUND		23.646	23.646
**D	JNL/FIRST STATE GLOBAL INFRASTRUCTURE FUND		1.415.758	1.415.758
**D	ABU DHABI RETIREMENT PENSIONS AND BENEFITS		14.498	14.498
**D	JNL-S&P INTERNATIONAL 5 FUND		17.551	17.551
**D	SBC MASTER PENSION TRUST		21.057	21.057
**D	FLEXSHARES STOXX GLOBAL BROAD INFRASTRUC		255.564	255.564
**D	GOLDMAN SACHS TRUST - GOLDMAN SACHS ABSOLUTE RETURN TRACKER FUND		5.100	5.100
**D	GOLDMAN SACHS TRUST- GOLDMAN SACHS INTER		37.999	37.999
**D	PUBLIC EMPLOYEES RETIREMENT SYSTEM OF OHIO		52.653	52.653
**D	MTB GOVERNMENT PENSION INVESTMENT FUND 4		1.851.962	1.851.962
**D	THE MASTER TRUST BANK OF JAPAN LTD		534.027	534.027
**D	SHELL PENSIONS TRUST LIMITED AS TRUSTEE OF SHELL CONTRIBUTORY PENSION FUND		8.172	8.172
**D	THE BARCLAYS BANK UK RETIREMENT FUND		5.556	5.556
**D	VANGUARD FIDUCIARY TRUST COMPANY EUROPEAN STOCK INDEX TRUST		26.977	26.977
**D	VANGUARD TOTAL INTERNATIONAL STOCK INDEXFUND		8.313.191	8.313.191
**D	MTB FOR GOVERNMENT PENSION FD45828		257.809	257.809
**D	THE MASTER TRUST BANK OF JAPAN LTD		1.009.491	1.009.491
**D	VGX POOLFONDS PAL		18.301	18.301
**D	ALLIANZGI-FONDS DSPT		13.752	13.752
**D	FIDELITY EUROPEAN VALUES PLC		694.350	694.350
**D	FIDELITY INVESTMENT FUNDS III FIDELITY DIVERSIFIED GROWTH FUND		2.851	2.851
**D	STICHTING PENSIOENFONDS VOOR HUISARTSEN		18.449	18.449
**D	THE MASTER TRUST BANK OF JAPAN		247.489	247.489
**D	BUREAU OF LABOR FUNDS- LABOR PENSION FUND		902	902
**D	BUREAU OF LABOR FUNDS- LABOR PENSION FUND		17.316	17.316
**D	BUREAU OF LABOR FUNDS-LABOR RETI FUND		5.091	5.091
**D	BUREAU OF LABOR FUNDS-LABOR RETI FUND		3.834	3.834
**D	BUREAU OF LABOR FUNDS-LABOR INSURANCE FUND		103.677	103.677
**D	BUREAU OF LABOR FUNDS- LABOR PENSION FUND		102.123	102.123
**D	CITY OF PHILADELPHIA PUBLIC EMPLOYEES RETIREMENT SYSTEM		104.328	104.328
**D	STATE OF WYOMING		27.166	27.166
**D	FIDELITY INVESTMENT FUNDS - FIDELITY INDEX WORLD FUND		16.453	16.453
**D	FIDELITY INVESTMENT FUNDS EUROPEAN FUND		1.507.785	1.507.785
**D	FIDELITY INVESTMENT FUNDS - FIDELITY INDEX EUROPE EX UK FUND		22.531	22.531
**D	TRUST AND CUSTODY SERVICES BANK LIMITED		43.688	43.688
**D	JPMORGAN BETABUILDERS EUROPE ETF		181.263	181.263
**D	JPMORGAN DIVERS RETURN EU EQUIT ETF		1.901	1.901
**D	OSSHARES FTSE EUROPE QUALITY DIVIDEND ETF		3.336	3.336


Pagina 8

Azionisti: 1.384 Teste: 17
 Azionisti in proprio: 10 Azionisti in delega: 1.374

Assemblea Ordinaria del 18 aprile 2019

LISTA ESITO DELLE VOTAZIONE
 Oggetto: Determinazione del numero dei componenti il Consiglio di Amministrazione
 FAVOREVOLI

Badge	Ragione Sociale	Proprio	Delega	Totale
**D	OPPENHEIMER MACQUARIE GLOBAL INFRASTR FU		268.777	268.777
**D	JPMORGAN DIVERSIFIED FUND		2.033	2.033
**D	HCNI II LLC		74.500	74.500
**D	STAR FAMILY FOUNDATION		13.095	13.095
**D	NEW YORK LIFE INSURANCE AND ANNUITY CO		30.945	30.945
**D	KATHERINE C. MOORE CHARITABLE LEAD ANNUITY TRUST I		959	959
**D	UNITED STATES STEEL CORPORATION REPRESENTED RETIREES BENEFIT TRUST		524	524
**D	ARELJAY II LLC		227.700	227.700
**D	COMMINGLED PENSION TRUST FUND (INTREPID INTERNATIONAL) OF JPMORGAN CHASE BANK		134.977	134.977
**D	HOBART FAMILY INVESTMENTS LLC		1.982	1.982
**D	THE KATHERINE MOORE REVOCABLE TRUST		486	486
**D	JAMES A STAR		105.154	105.154
**D	CROWN FUND		747.961	747.961
**D	CROWN FUND II		365.300	365.300
**D	COLONEL HENRY CROWN SCHOLARSHIP FUND		1.290	1.290
**D	CROWN ICF FUND LLC		149.000	149.000
**D	CROWN FAMILY FOUNDATION		92.400	92.400
**D	ARIE & IDA CROWN MEMORIAL		323.600	323.600
**D	FIDELITY INVESTMENTS MONEY MANAGEMENT INC		1.326	1.326
**D	PROSHARES DJ BROOKFIELD GLOB.INFRASTR.ET		40.817	40.817
**D	THE BOMBARDIER TRUST (UK)		590.750	590.750
**D	BOMBARDIER TRUST (CANADA) REAL RETURN ASSET FUND		530.276	530.276
**D	BROOKFIELD GLOBAL INFRASTRUCTURE SECURIT		174.400	174.400
**D	BROOKFIELD GLOBAL LISTED INFRASTRUCTURE		427.800	427.800
**D	FONDS DE SOLIDARITE DES TRAV.QUEBEC FTQ		15.701	15.701
**D	RARE INFRASTRUCTURE VALUE FUND HEDGED		1.035.155	1.035.155
**D	RARE INFRASTRUCTURE INCOME FUND		5.683	5.683
**D	RARE INFRASTRUCTURE VALUE FUND UNHEDGED		1.027.448	1.027.448
**D	4D GLOBAL INFRASTRUCTURE FUND		28.045	28.045
**D	MAPLE BROWN ABBOT GLOBAL LISTED INFR FD		692.746	692.746
**D	MANULIFE INVESTMENT EXCHANGE FUND CORP		72.700	72.700
**D	MANULIFE GLOBAL INFRASTRUCTURE FUND		237.300	237.300
**D	MANULIFE SOBEYS GLOBAL EQUITY FUND UT		147.700	147.700
**D	REGIME DE RETRAITE DU PERSONNEL DES CPE		156.977	156.977
**D	LABORERS PENSION FUND OF WESTERN CANADA		54.900	54.900
**D	SVS TPI INCOME BUILDER 1		83.764	83.764
**D	DELABA INVEST KAPITALANLAGEGESELLSCHAFT MBH		63.642	63.642
**D	KAIROS INTERNATIONAL SICAV - ITALIA		187.000	187.000
**D	KAIROS INTERNATIONAL SICAV - RISORGIMENTO		146.500	146.500
**D	KAIROS INTERNATIONAL SICAV - TARGET ITALY ALPHA		28.500	28.500
**D	SWISS NATIONAL BANK		3.145.062	3.145.062
**D	LOMBARD ODIER FUNDS (SWITZERLAND) SA I3D		62.059	62.059
**D	TRUST E CUSTODY SERVICES BANK LTD		60.627	60.627



Assemblea Ordinaria del 18 aprile 2019

LISTA ESITO DELLE VOTAZIONE

Oggetto: Determinazione del numero dei componenti il Consiglio di Amministrazione

FAVOREVOLI

Badge	Ragione Sociale	Proprio	Delega	Totale
**D	TRUST & CUSTODY SERVICES BANK LTD AS TRUSTEE FOR PENSION INVESTMENT FUND TRUST NUMBER 21		9.201	9.201
**D	BEST INVESTMENT CORPORATION		736.712	736.712
**D	BEST INVESTMENT CORPORATION		280.534	280.534
**D	THE HSBC GROUP HONG KONG LOCAL STAFF RETIREMENT BENEFIT SCHEME		2.927	2.927
**D	ALLIANZ CHOICE BEST STYLES EUROPE FUND		31.810	31.810
**D	HSBC MANAGED STABLE FUND		164	164
**D	HSBC MANAGED STABLE GROWTH FUND		176	176
**D	HSBC MANAGED BALANCED FUND		1.384	1.384
**D	HSBC MANAGED GROWTH FUND		2.397	2.397
**D	FTSE ALL WORLD INDEX FUND		29.932	29.932
**D	CENTRAL FINANCE BOARD METHODIST CHURCH		3.430	3.430
**D	AI STRATEGIC GLOBAL EQUITY FUND		87.697	87.697
**D	REASSURE LIMITED		143.061	143.061
**D	AI GLOBAL EQUITY FUND		90.808	90.808
**D	FRIENDS LIFE AND PENSIONS LIMITED PIXHAM END		58.340	58.340
**D	FRIENDS LIFE FUNDS LIMITED		106.000	106.000
**D	FIRST STATE GLOBAL UMBRELLA FUND PLC-FIR		16.427	16.427
**D	HSBC GLOBAL ASSET MANAGEMENT LTD		2.570	2.570
**D	PUTM ACS EUROPEAN EX UK FUND		64.274	64.274
**D	FIRST STATE GLOBAL UMBRELLA FUND PLC		1.519.616	1.519.616
**D	HSBC EUROPEAN INDEX FUND		136.191	136.191
**D	PHOENIX LIFE LIMITED		309.066	309.066
**D	WEST YORKSHIRE PENSION FUND		150.000	150.000
**D	TALOS CAPITAL DESIGNATED ACTIVITY COMPAN		12.656.265	12.656.265
**D	HSBC MSCI EUROPE UCITS ETF		17.658	17.658
**D	HSBC GLOBAL INVESTMENT FUNDS		4.245	4.245
**D	NATIONAL GRID UK PENSION SCHEME		19.051	19.051
**D	PUTM EUROPEAN UNIT TRUST		5.952	5.952
**D	PUTM BOTHWELL EUROPE FUND		377.233	377.233
**D	HSBC ETFS		6.266	6.266
**D	SONDERVERMOEGEN ALLIANZ VGI 1 FONDS		9.010	9.010
**D	MELLON OFFSHORE FUNDS C/O CIBC BANK AND TRUST COMPANY (CAYMAN) LIMITE		1.851.790	1.851.790
**D	SIX CIRCLES INTERNAT UNCONSTRAIN EQ FUND		77.768	77.768
**D	FONDAZIONE ROMA SIF		2.687	2.687
**D	ABERDEEN MONCEAU		4.861	4.861
**D	LA FRANCAISE INFLECTION POINT ACTION EUR		55.385	55.385
**D	CAISSE DES DEPOTS ET CONSIGNATIONS		30.252	30.252
**D	UNIVERSE THE CMI GLOBAL NETWORK FUND		59.558	59.558
**D	KAPITALFORENINGEN PENSAM INVEST PSI 10 GLOBALE AKTIER		24.939	24.939
**D	ROBECO CAPITAL GROWTH FUND		1.746	1.746
**D	DPAM INVEST B		329.696	329.696
**D	STICHTING SHELL PENSIOENFONDS		13.830	13.830
**D	ROBECO UMBRELLA FUND I N.V.		2.663	2.663

Assemblea Ordinaria del 18 aprile 2019

LISTA ESITO DELLE VOTAZIONE
 Oggetto: Determinazione del numero dei componenti il Consiglio di Amministrazione
 FAVOREVOLI

Badge	Ragione Sociale	Proprio	Delega	Totale
**D	BLACKROCK INSTITUTIONAL POOLED FUNDS PLC	77.931	77.931	77.931
**D	NFS LIMITED TRAFALGAR COURT ADMIRAL	16.153	16.153	16.153
**D	BANCO CENTRAL DE TIMOR EST	31.826	31.826	31.826
**D	CONNECTICUT GENERAL LIFE INSURANCE COMPANY	6.895	6.895	6.895
**D	BRUNEI SHELL RETIREMENT BENEFIT FUND	1.353	1.353	1.353
**D	AXA EQUITABLE LIFE INSURANCE CO	4.433	4.433	4.433
**D	FIDUCIARY TRUST COMPANY INTERNATIONAL AS	1.033	1.033	1.033
**D	ADVANCE INTERNATIONAL SHARE INDEX FUND	44.763	44.763	44.763
**D	ISHARES WHOLESALE SCREENED INTERNATIONAL EQUITY INDEX FUND	4.018	4.018	4.018
**D	ISHARES EDGE MSCI WORLD MINIMUM VOLATILI	1.103	1.103	1.103
**D	BLACKROCK GLOBAL LISTED INFRASTRUCTURE F	72.199	72.199	72.199
**D	ISHARES WHOLESALE INTERNATIONAL EQUITY INDEX FUND	34.032	34.032	34.032
**D	ISHARES ALLCOUNTRY EQUITY INDEX FUND	2.538	2.538	2.538
**D	BLACKROCK FISSION INDEXED INTL EQUITY FD	3.364	3.364	3.364
**D	RETIREMENT INCOME PLAN OF SAUDI ARABIAN OIL COMPANY	2.751	2.751	2.751
**D	NVIT INTERNATIONAL INDEX FUND	75.189	75.189	75.189
**D	EQ ADVISORS TRUST - AXA INTERNATIONAL CORE MANAGED VOLATILITY PORTFOLIO	25.818	25.818	25.818
**D	EQ ADVISORS TRUST- AXA/TEMPLETON GLOBAL EQUITY MANAGED VOLATILITY PORTFOLIO	5.072	5.072	5.072
**D	EQ ADVISORS TRUST-AXA GLOBAL EQUITY MANAGED VOLATILITY PORTFOLIO	22.075	22.075	22.075
**D	EQ ADVISORS TRUST - ATM INTERNATIONAL MANAGED VOLATILITY PORTFOLIO	39.091	39.091	39.091
**D	EQ ADVISORS TRUST - ATM INTERNATIONAL MANAGED VOLATILITY PORTFOLIO	15.611	15.611	15.611
**D	EQ ADVISORS TRUST - AXA INTERNATIONAL MANAGED VOLATILITY PORTFOLIO	72.594	72.594	72.594
**D	EQ ADV DYNAMIC MODERATE GROWTH PORTFOLIO	19.450	19.450	19.450
**D	EQ ADVISORS TRUST - AXA / AB DYNAMIC GROWTH PORTFOLIO	4.319	4.319	4.319
**D	AVIVA LIFE & PENSIONS UK LIMITED	146.070	146.070	146.070
**D	THE MASTER TRUST BANK OF JAPAN, LTD. AS TRUSTEE FOR MUTB400045792	14.430	14.430	14.430
**D	NATIONWIDE INTERNATIONAL INDEX FUND	48.103	48.103	48.103
**D	BUREAU OF LABOR FUNDS- LABOR PENSION FUND	1.588	1.588	1.588
**D	BUREAU OF LABOR FUNDS- LABOR PENSION FUND	3.415	3.415	3.415
**D	BUREAU OF LABOR FUNDS- LABOR PENSION FUND	8.825	8.825	8.825
**D	AVIVA INVESTORS INVESTMENT FUNDS ICVC AVIVA INVESTORS INTERNATIONAL INDEX TRACK	13.826	13.826	13.826
**D	ARTEMIS GLOBAL EQUITY INCOME FUND	180.723	180.723	180.723
**D	ARTEMIS MONTHLY DISTRIBUTION FUND	158.157	158.157	158.157
**D	BLACKROCK INTERNATIONAL INDEX V.I. FUND OF BLACKROCK VARIABLE SERIES FUNDS	6.588	6.588	6.588
**D	THE MASTER TRUST BANK OF JAPAN	43.276	43.276	43.276
**D	BLACKROCK INSTITUTIONAL TRUST COMPANY N.A. INVESTMENT FUNDS FOR EMPLOYEE BENEFIT TRUSTS	3.972.740	3.972.740	3.972.740
**D	BLACKROCK MSCI EAFE EQUITY NY N.A. INVESTMENT FUNDS FOR EMPLOYEE BENEFIT TRUSTS	120.280	120.280	120.280
**D	ACHMEA PENSIOEN- EN LEVENSVERZEKERINGEN	402.674	402.674	402.674
**D	AMERICAN UNIVERSITY	2.958	2.958	2.958
**D	DHS EMPLOYEE BENEFIT FUND OFF DE	35.558	35.558	35.558
**D	MSCI EUROPE EQUITY ESG SCREENED INDEX FU	381	381	381
**D	WASHINGTON STATE INVESTMENT BOARD	22.840	22.840	22.840
**D	AXA BELGIUM S A	431	431	431



Assemblea Ordinaria del 18 aprile 2019

LISTA ESITO DELLE VOTAZIONE

Oggetto: Determinazione del numero dei componenti il Consiglio di Amministrazione

FAVOREVOLI

Badge	Ragione Sociale	Proprio	Delega	Totale
**D	STICHTING PENSIOENFONDS VOOR VERLOSKUNDI		46.866	46.866
**D	THRIFT SAVINGS PLAN		1.718.964	1.718.964
**D	NEW MEXICO STATE INVESTMENT COUNCIL		1.798	1.798
**D	NEW MEXICO STATE INVESTMENT COUNCIL		21.121	21.121
**D	AURION GLOBAL EQUITY FUNDS		1.849	1.849
**D	NBIMC EAFE EQUITY INDEX FUND - CLASS N		11.571	11.571
**D	ASSOCIATION BIENF RETR POL VILLE MONTREA		11.600	11.600
**D	NBIMC PUBLIC INFRASTRUCTURE (2017)		71.019	71.019
**D	NMMS GIEP BRI ACCOUNT		38.582	38.582
**D	FCP LBPAM AVENIR EURO		2.499	2.499
**D	FCP LBPAM ACTIONS EURO LARGE CAP		51.055	51.055
**D	FCP FEDERIS IRC ACTIONS		53.407	53.407
**D	FUJI XEROX PENSION FUND		117.618	117.618
**D	SAS TRUSTEE CORPORATION		782.085	782.085
**D	MINE SUPERANNUATION FUND		432.393	432.393
**D	BUREAU OF LABOR FUNDS - LABOR RETIREMENT FUND		570.144	570.144
**D	COLUMBIA GLOBAL INFRASTRUCTURE FUND		361.500	361.500
**D	MULTI-MANAGER DIRECTIONAL ALTERNATIVE STRATEGIES FUND		4.667	4.667
**D	SUN LIFE SENTRY INFRASTRUCTURE FUND		835.252	835.252
**D	NMMS-WIEQ-NVN ACCOUNT		10.480	10.480
**D	NMMS WIEQ BRF ACCOUNT		29.800	29.800
**D	NMMS GIEP NVN ACCOUNT		57.239	57.239
**D	WIF LAZ GBL PFD LIS INFRA	1.128.354		1.128.354
**D	ANIMA SGR- ANIMA GEO ITALIA		138.915	138.915
**D	ANIMA SGR SPA ANIMA SELEZIONE EUROPA		281.368	281.368
**D	ANIMA SGR SPA ANIMA ALTO POTENZIALE EUROPA		155.000	155.000
**D	ANIMA SGR- ANIMA ITALIA		92.496	92.496
**D	ANIMA EUROPA ANIMA SGR SPA		127.500	127.500
**D	BNYMTCIL CGE WDEQ LA		14.122	14.122
**D	STATE OF WISCONSIN INVESTMENT BOARD		434.445	434.445
**D	THE GOVERNMENT EMPLOYEES PENSION FUND GEPP		16.876	16.876
**D	SUBSIDIZED SCHOOLS P FUND NORTHERN		6.054	6.054
**D	THE HARTFORD RETIREMENT PLAN TRUST FOR US EMPLOYEES		9.947	9.947
**D	LEGG MASON GLOBAL INFRASTRUCTURE ETF		10.127	10.127
**D	KAPITALFORENINGEN EMD INVEST GLOBALE AKTIER III		2.288	2.288
**D	RARE GLOBAL INFRASTRUCTURE VALUE FUND		41.949	41.949
**D	GS TACS MARKET CONTINUOUS INTERNATIONAL		28.450	28.450
**D	DT INTERNATIONAL STOCK INDEX FUND		26.742	26.742
**D	GREAT WEST CORE STRATEGIES INTERNATIONAL EQUITY FUND		2.112	2.112
**D	RCKFLR BROS RHMBLN ACWI EXUS 290611 ROCKEFELLER BROTHERS FUND INC		1.278	1.278
**D	PRU INCOME BUILDER JEN EQ INC PDKD		35.238	35.238
**D	BNYMTCIL WINTON EUROPEAN EQU FD T		10.054	10.054
**D	BNYMTCIL WINTON GLOBAL EQUITY FD TR		1.729	1.729

Assemblea Ordinaria del 18 aprile 2019

LISTA ESITO DELLE VOTAZIONE
 Oggetto: Determinazione del numero dei componenti il Consiglio di Amministrazione
 FAVOREVOLI

Badge	Ragione Sociale	Proprio	Delega	Totale
**D	LEGAL AND GENERAL UCITS ETF PLC		14.921	14.921
**D	NATIONAL BANK TRUST	2.111.681		2.111.681
**D	VANGUARD FTSE ALL WORLD EX US INDEX FUND	948.975		948.975
**D	VANGUARD EUROPEAN STOCK INDEX FUND	1.035.863		1.035.863
**D	USBK TR QKR GBL TAC ALL FUND	40.865		40.865
**D	MACQUARIE MANAGEMENT HOLDINGS INC	5.258		5.258
**D	WESPATH FUNDS TRUST	2.947		2.947
**D	UMC BENEFIT BOARD, INC	30.969		30.969
**D	ALAMOSIA LLC	719		719
**D	STICHTING SPOORWEGPENSIOENFONDS	10.081		10.081
**D	INVESCO S AND P EUROPE 350 EQUAL WEIGHT INDEX ETF	3.019		3.019
**D	NEWTON MULTI-ASSET GROWTH FUND	980.175		980.175
**D	THE CONSOLIDATED EDISON PENSION PLAN MASTER TRUST	32.830		32.830
**D	DEP QF SSGA NONUS EQUITY H1	1.450		1.450
**D	DEP QF SSGA NONUS EQUITY R2	4.325		4.325
**D	DEP QF SSGA NONUS EQUITY B1	1.964		1.964
**D	DEP QF SSGA NONUS EQUITY B2	2.010		2.010
**D	GENERAL MILLS GROUP TRUST	28.964		28.964
**D	MINISTERS AND MISSNRES BENEFIT BRD OF AMERICAN BPTST CHURCHES	4.669		4.669
**D	GNPF COL EAFE GINNA Q	1.000		1.000
**D	GRANT SCHOOLS PROVIDENT FUND	621		621
**D	SUBSIDIZED SCHOOLS PROVIDENT FUND	15.014		15.014
**D	IQ 500 INTERNATIONAL ETF	2.936		2.936
**D	PB SSGA INTL EQ TAX	2.147		2.147
**D	PRU JENNN EQUITY INC PDT1	676.145		676.145
**D	ALLEN G LOZIER	12.770		12.770
**D	CERVURITE INTERNATIONAL LLC	19.903		19.903
**D	FLORIDA LLC	35.367		35.367
**D	THE CARL VICTOR PAGE MEMORIAL FNDN	12.128		12.128
**D	USMIA GLOBAL EQUITY	1.607		1.607
**D	BOA OMNIBUS PERAMETRIC	3.014		3.014
**D	RAILWAYS PENSION TRUSTEE COMPANY LIMITED	133.961		133.961
**D	BNYMTD DEP OF PG GENERATIONS FUND	42.676		42.676
**D	DRMA LTD	28.349		28.349
**D	CENTRAL PENSION FUND OF THE INT UNION OF OPERATING ENGINEERS AND PARTICIPATING EMPLOYERS	6.566		6.566
**D	WE MFS LTD EAFE GLOBAL	2.123		2.123
**D	M&A GLG EUROPEAN ALPHA INCOME FUND	5.000		5.000
**D	ALISON BLACKROCK GBL EQUITY	1.353		1.353
**D	VITTEBS DUFF AND PHELPS GLOBAL INFRASTRUCTURE FUND	94.545		94.545
**D	HOW STWARD PARAMETRIC	849		849
**D	GLOBAL ATLANTIC BLACKROCK DISCIPLINED INTERNATIONAL CORE PORTFOLIO	2.405		2.405
**D	FIRE AND POLICE PENSION ASSOCIATION OF COLORADO	8.699		8.699
**D	THE BOSTON COMPANY ASSET MANAGEMENT	48.774		48.774



Assemblea Ordinaria del 18 aprile 2019

LISTA ESITO DELLE VOTAZIONE

Oggetto: **Determinazione del numero dei componenti il Consiglio di Amministrazione****FAVOREVOLI**

Badge	Ragione Sociale	Proprio	Delega	Totale
**D	VERSUS CAPITAL REAL ASSETS FUND LLC		291.300	291.300
**D	TEXAS UTILITIES QUAL NDT PARTNERSHIP		858	858
**D	FIDELITY SALEM STREET TRUST FIDELITY SAI INTERNATIONAL INDEX FUND		253.783	253.783
**D	UNION BANK		2.089	2.089
**D	DEUTSCHE XTRK MSCI EAFE HDY HDG ETF		68.692	68.692
**D	US BANK TAX EXEMPT OMNI REP NONRECC		725	725
**D	USBK REGIONAL TRANSPORTATION DSPP		738	738
**D	B4305 FRB S LUND RES TR FBO B LUND		420	420
**D	B4306 FRB M LUND REV TR		328	328
**D	U S BANK NATIONAL ASSOCIATION		534	534
**D	2048 APG DME LACM GL		190.372	190.372
**D	SSGA GLOBAL TEMC STRAT POOL		6.525	6.525
**D	PANAGORA RISK PARITY MULTI ASSET MASTER FUND LTD		14.274	14.274
**D	THE BANK OF NEW YORK MELLON EMPLOYEE BENEFIT COLLECTIVE INVESTMENT FUND PLAN		398.213	398.213
**D	CF DV INTERNATIONAL STOCK INDEX FUND		22.983	22.983
**D	PHILADELPHIA GAS WORKS PENSION PLAN		746	746
**D	PSG DIVERSIFIED INFRASTRUCTURE LLC		9.200	9.200
**D	FIRST STATE INVESTMENTS ICVC FIRST STATE GLOBAL LISTED INFRASTRUCTURE FUND		2.869.220	2.869.220
**D	THE COMMONWEALTH FUND		115	115
**D	THE UNIVERSITY COURT OF THE UNIVERSITY OF GLASGOW		2.087	2.087
**D	RELIANCE TRUST INSTITUTIONAL RETIREMENT TRUST		42.500	42.500
**D	AUTO CLUB GROUP		31.014	31.014
**D	BRIDGE BUILDER INTERNATIONAL EQUITY FUND		18.087	18.087
**D	IVY PROSHARES MSCI ACWI INDEX FUND		1.190	1.190
**D	ADVANCED SERIES TRUST -AST ACADEMIC STRATEGIES ASSET ALLOCATION PORTFOLIO		14.607	14.607
**D	MACQUARIE GLOBAL INFRASTRUCTURE TOTAL RETURN FUND INC		926.511	926.511
**D	U S BANK NATIONAL ASSOCIATION		20.365	20.365
**D	BNY MELLON GLOBAL INFRASTRUCTURE INCOME FUND		29.662	29.662
**D	STEWARDSHIP FOUNDATION		278	278
**D	WBW TRUST NUMBER ONE		333	333
**D	1975 IRREV TRUST OF C D WEYERHAEUSER		641	641
**D	CDW 73 IRR PARA GL		212	212
**D	AZL NFJ INTERNATIONAL VALUE FUND		1.608	1.608
**D	NKB SII EUROPE VALUE		9.307	9.307
**D	NKB SII GLOBAL AKTIER MIN RISIKO		75.300	75.300
**D	EMPLOYEES RETIREMENT SYSTEM OF TEXAS		125.000	125.000
**D	DEUTSCHE XTRKS MSCI ALL WORLD HDG		2.300	2.300
**D	BOK MCM DM PEQ		19.496	19.496
**D	AOHIT HAI RHUMBLINE EAFE THE ARCHDIOCESE OF HARTFORD INVESTMENT TRUST		310	310
**D	HRCD RPMT HAP RHUMBLINE EAFE		266	266
**D	PUBLIC EMPLOYEES RETIREMENT SYSTEM OF MISSISSIPPI		73.202	73.202
**D	BNY MELLON GLOBAL FUNDS PLC		45.449	45.449
**D	GAMMA EMIRATES INVESTMENTS LLC		1.082	1.082

Pagina 14

Azionisti: 1.384 Teste: 17
 Azionisti in proprio: 10 Azionisti in delega: 1.374

Assemblea Ordinaria del 18 aprile 2019

LISTA ESITO DELLE VOTAZIONE
 Oggetto: Determinazione del numero dei componenti il Consiglio di Amministrazione
 FAVOREVOLI

Badge	Ragione Sociale	Proprio	Delega	Totale
**D	NYKREDIT INVEST TAKTISK ALLOKERING		5.637	5.637
**D	WILM MULTI MGR FD JO HAMBRO	121.400		121.400
**D	56053 IP GLOBAL EQUITIES I	30.968		30.968
**D	PS FTSE RAFI EU UCITS ETF BNYMTCIL		623	623
**D	POWERSHARES GLOBAL FUNDS IRELAND PLC		500	500
**D	PS FTSE RAFI DEVEL MAR EX US PORT	52.037		52.037
**D	BNYMTCIL GLG EUROPEAN EQ ALTER TRAD		1.968	1.968
**D	PRUDENTIAL INVESTMENT PORTFOLIOS INC PRUDENTIAL BALANCED FUND		1.143	1.143
**D	AST JENNISON GLOBAL INFRASTR PDMN	17.680		17.680
**D	PRU JEN GL INFRASTRUCTURE FUND PDLF	56.765		56.765
**D	AST MORGAN STANLEY MULTI ASSET PDMS		2.158	2.158
**D	GREAT WEST INTERNATIONAL INDEX FUND	38.306		38.306
**D	COMMONWEALTH OF PENNSYLVANIA PUBLIC SCHOOLEMPLOYEES RETIREMENT SYSTEM	104.200		104.200
**D	ALLSTATE LIFE INSURANCE COMPANY		8.512	8.512
**D	PFI INTL EQUITY INDEX FUND		37.630	37.630
**D	BNYMTCIL LAZARD GBL EQTY FRNCHS FND	456.780		456.780
**D	BNYMTCIL LAZARD GBL LI EQUITY FD	5.644.166		5.644.166
**D	BNYTD CF MACQUARIE GBL INFRS SRS FD		69.224	69.224
**D	PFI OVERSEAS FD PMC		19.191	19.191
**D	BNYTD CF CANLIFE GLBL INFRA FD		58.286	58.286
**D	CTJ RE STANLIB GLOBAL EQUITY FD AB		2.800	2.800
**D	ALLSTATE INSURANCE CO BLACKROCK	45.015		45.015
**D	NATWEST DEP NEWTON ML AS DIV RET FD	63.002		63.002
**D	IQ 50 PERCENT HEDGED FTSE INTL ETF	13.482		13.482
**D	IQ 50 PERCENT HEDGED FTSE EURO ETF		507	507
**D	DEUTSCHE XTRK MSCI EMU HDG EQ ETF		3.167	3.167
**D	VOYA INTERNATIONAL INDEX PORTFOLIO	62.932		62.932
**D	THE AMERICAN UNIVERSITY IN CAIRO		2.630	2.630
**D	CC COL EAFE Q UN 2		1.400	1.400
**D	CC COL EAFE Q UN 1		1.100	1.100
**D	NMPF COL EAFE NMP Q		2.200	2.200
**D	DAEC NQ SSGA TAX		599	599
**D	DAEC Q SSGA INTL TC		779	779
**D	PS6F STATE STREET INTL EQ	34.504		34.504
**D	SR5F PARAMETRIC DELTA SHIFT		1.232	1.232
**D	SEATTLE CITY EMPLOYEES RETIREMENT SYSTEM		497	497
**D	SEMPRA ENERGY PENSION MASTER TRUST	13.156		13.156
**D	TEACHERS' RETIREMENT SYSTEM OF LOUISIANA		1	1
**D	INVESTERINGSFORENINGEN LAEGERNES INVEST,		432	432
**D	21104 LPI AKT EUROPA II	26.720		26.720
**D	AVIQUILA LIFE EUROPEAN EQUITY	486.731		486.731
**D	AST ACADEM STRAT AAJENNISON PD07	338.917		338.917
**D	AVIQUILA LIFE GLOBAL MINIMUM		67.339	67.339



Assemblea Ordinaria del 18 aprile 2019

LISTA ESITO DELLE VOTAZIONE

Oggetto: Determinazione del numero dei componenti il Consiglio di Amministrazione

FAVOREVOLI

Badge	Ragione Sociale	Proprio	Delega	Totale
**D	BLL AQUILA LIFE MSCI WORLD FUND		78.780	78.780
**D	BLL AQUILA LIFE FTSE RAFI DEVELOPED		48.656	48.656
**D	PFI DIV REAL ASSET FUND MACQUARIE		747.392	747.392
**D	DEUTSCHE XTRKS MSCI EURO CCYHDG		45.978	45.978
**D	POWERSHARES PUREBETA FTSE DEVELOPED EX NORTHAMERICA PORTFOLIO		84	84
**D	SBSA GEPF BLACKROCK EQUITY		50.074	50.074
**D	KCIF COLONIAL 1ST ST GLI		85.479	85.479
**D	DEUTSCHE XTRKS MSCI EAFE CCYHDG		168.676	168.676
**D	DVHF DIV RSK HI DIV GL EQ		1.128	1.128
**D	PGTF DR NON US EQUITY GT		11.553	11.553
**D	DBX FTSE DEV EX US COMP FACTOR		1.304	1.304
**D	NATWEST DEP NEWTON MA INCOME FD		61.941	61.941
**D	SPARTAN INTL INDEX		938.882	938.882
**D	BELLSOUTH CORP RFA VEBA TRUST		15.262	15.262
**D	CP2F LAZARD INFRASTRUCTURE		99.840	99.840
**D	ECBSEG		20.930	20.930
**D	DREYFUS INDEX FUNDS INC DREYFUS INTERNATIONAL STOCK INDEX FUND		21.775	21.775
**D	FIREFIGHTERS' RETIREMENT SYSTEM		110.461	110.461
**D	MNVF SSGA INTL EQUITY		2.252	2.252
**D	SHELL PENSION TRUST		14.928	14.928
**D	SHELL PENSION TRUST		9.135	9.135
**D	WF AND CO CASH PLN EVERGN INV 1		11.094	11.094
**D	WF AUTO CLUB INSURANCE ASSOCIATION		35.116	35.116
**D	MAN FUNDS PLC		20.000	20.000
**D	THE EUROPEAN CENTRAL BANK		21.023	21.023
**D	VIRTUS TOTAL RETURN FUND INC.		201.030	201.030
**D	BLACKROCK ACWI USIMI		157.290	157.290
**D	UFJF MCM MSCI WORLD FD		6.146	6.146
**D	PUBLIC EMPLOYEE RETIREMENT SYSTEM OF IDAHO		26.015	26.015
**D	STICHTING PENSIOENFONDS UWV		65.341	65.341
**D	STICHTING BEWAAREDER ACHMEA BELEGGINGSPOLS AIM AWW E7AFZ026002		32.371	32.371
**D	NSNF PARA EAFE MONTI		2.544	2.544
**D	NSNF PARA EAFE PI 1		1.975	1.975
**D	NSNF PARA EAFE PI 2		3.375	3.375
**D	VANGUARD INTL HIGH DIV YLD INDEX FD		67.637	67.637
**D	VANGURD GLOBAL MINMUM VOLTLITY FUND		221.896	221.896
**D	PDBF NUVEEN		133.783	133.783
**D	PG AND E CORPORATION RETIREMENT MASTER TRUST		265.406	265.406
**D	PGEF PG E QUALIFIED PANAGORA EAFE		11.077	11.077
**D	PGQF FIRST STATE		28.055	28.055
**D	CZ AANDELEN SSGA		4.546	4.546
**D	CENTRAL STATES SOUTHEAST AND SOUTHWEST AREAS PENSION FUND		142.637	142.637
**D	PRINCIPAL FUNDS INC DIVERSIFIED REAL ASSET FUND		574.292	574.292



Assemblea Ordinaria del 18 aprile 2019

LISTA ESITO DELLE VOTAZIONE

Oggetto: Determinazione del numero dei componenti il Consiglio di Amministrazione

FAVOREVOLI

Badge	Ragione Sociale	Proprio	Delega	Totale
**D	AZL INTERNATIONAL INDEX FUND		57.343	57.343
**D	DEUTSCHE XTRK MSCI STH EUR HDG ETF		231	231
**D	COUNTY EMPLOYEES ANNUITY AND BENEFIT FUND OF COOK COUNTY		16.964	16.964
**D	US BK BROOKFIELD GLB LST INF IN FD		336.800	336.800
**D	USBK BROOKFIELD GBL LIS INFRAS FD		278.900	278.900
**D	USBK BROOKFIELD REAL ASSETS SEC FD		38.300	38.300
**D	USBK AHAI RHUMLINE ADVISERS		500	500
**D	USBK AMERICAN HEART ASSOCIATION INC		556	556
**D	LAWRENCE LIVERMORE NATIONAL SECURITY LLC AND LOS ALAMOS NATIONAL SECURITY LLC DEFINED BENEFIT BENEFIT PLANGROUP TRUST			
	7.540	7.540		
**D	AP7 EQUITY FUND		524.747	524.747
**D	3M ERIP RAFI EAFE		1.062	1.062
**D	ALASKA PERMANENT FUND CORPORATION		463.443	463.443
**D	ALASKA PERMANENT FUND CORPORATION		10.086	10.086
**D	ALASKA PERMANENT FUND CORPORATION		490.050	490.050
**D	VIRGINIA RETIREMENT SYSTEM		249.535	249.535
**D	MIDDLETOWN WORKS HOURLY AND SALARIED UNION RETIREES HEALTH CARE FUND		1.859	1.859
**D	CPA COP PSERS PSERS ACWI X US INDEX		53.092	53.092
**D	IN8 COP TREAS PWP RHUMLINE MSCI		2.262	2.262
**D	ENSGN PEAK OSAM INTL EQUITY		4.150	4.150
**D	LOUISIANA STATE ERS MSCI EXUS INDEX		1	1
**D	NV PERS MELLON CAPITAL INDEX		144.377	144.377
**D	NV PERS SSGA EAFE INDEX PUBLIC EMPLOYEES RETIREMENT SYSTEM OF NEVADA		111.702	111.702
**D	NV RBIF ALLNCEBRNSTN INTL EQ		3.479	3.479
**D	TEA BLACKROCK INC INTL		123.788	123.788
**D	AST GS MULTI ASSET PORT LIQ PDHB		5.709	5.709
**D	POOL RE L AND G MSCI EQ		8.457	8.457
**D	BLACKROCK LIFE LIMITED		22.787	22.787
**D	BLL AQUIL LIFGLO3000 FMEN WHT INDFD		19.232	19.232
**D	PENN SERIES DEV INTL INDEX FUND		3.881	3.881
**D	LEGG MASON GLOBAL FUNDS PLCLEGG MASON RARE INFRASTRUCTURE VALUE FUND		695.326	695.326
**D	BNYMTD BLK CONT EUR EQ TRCK FD INV		352.670	352.670
**D	FLORIDA RETIREMENT SYSTEM		21.572	21.572
**D	BLACKROCK WORLD EX FLORIDA RET SYS		112.595	112.595
**D	BROOKFIELD REAL ASSESTS INCOME FUND INC		115.400	115.400
**D	PENSION RESERVES INVESTMENT TRUST FUND		131.985	131.985
**D	BELL ATLANTIC MASTER TRUST		46.068	46.068
**D	SOYA INTERNATIONAL CORE FUND		3.456	3.456
**D	DUKE ENERGY QUALIFIED NUCLEAR DECOMMISSIONING		3.463	3.463
**D	OPPENHEIMER INTERNATIONAL REVENUE ETF		373	373
**D	ANYC CLUB INSURANCE ASSOCIATION		96.481	96.481
**D	INDIANA PUBLIC RETIREMENT SYSTEM		27.878	27.878
**D	KENTUCKY RETIREMENT SYSTEMS		14.982	14.982



Assemblea Ordinaria del 18 aprile 2019

LISTA ESITO DELLE VOTAZIONE

Oggetto: Determinazione del numero dei componenti il Consiglio di Amministrazione

FAVOREVOLI

Badge	Ragione Sociale	Proprio	Delega	Totale
**D	KENTUCKY RETIREMENT SYSTEMS INSURANCE TRUST FUND		6.127	6.127
**D	PUBLIC EMPLOYEES RETIREMENT ASSOCIATION OF NEW MEXICO		27.025	27.025
**D	BOARD OF PENSIONS OF THE EVANGELICAL LUTHERAN CHURCH IN AMERICA		12.531	12.531
**D	THE STATE OF CONNECTICUT ACTING THROUGH ITS TREASURER		69.128	69.128
**D	SOUTH CAROLINA RETIREMENT SYSTEMS GROUP TRUST		7.634	7.634
**D	SOUTH CAROLINA RETIREMENT SYSTEMS GROUP TRUST		64.134	64.134
**D	TENNESSEE VALLEY AUTHORITY RETIREMENT SYSTEM		13.673	13.673
**D	UPS GROUP TRUST		57.993	57.993
**D	INTERNATIONAL BANK FOR RECONSTRUCTION AND DEVELOPMENT		2.505	2.505
**D	PRUDENTIAL INVESTMENT PORTFOLIO 2 PRUDENTIAL QMA INTL DEVELOPED MRKTS INDEX FUND		1.463	1.463
**D	ENERGY INSURANCE MUTUAL LIMITED		3.239	3.239
**D	METROPOLITAN LIFE INSURANCE COMPANY		22.873	22.873
**D	CENTRAL STATES SOUTHEAST AND SOUTHWEST AREAS PENSION FUND		11.584	11.584
**D	BNY MELLON GLOBAL FUNDS PLC		7.529	7.529
**D	IOWA PUBLIC EMPLOYEES' RETIREMENT SYSTEM		4.238	4.238
**D	EGT FRK GLOBAL LSTD INFRASTRUCT FD		96.410	96.410
**D	OPPENHEIMER INTERNATIONAL ULTRA DIVIDEND REVENUE ETF		184	184
**D	SANTA BARBARA COUNTY EMPLOYEES RETIREMENT SYSTEM		10.141	10.141
**D	SEI GLOBAL MASTER FUND PLC		9.075	9.075
**D	ALLIANCEBERNSTEIN FUND DYNAMIC		2.482	2.482
**D	NUVEEN GLOBAL INVESTORS FUND		56.545	56.545
**D	TRUST AND CUSTODY SERVICES		158.244	158.244
**D	KOKUSAI EQUITY INDEX FUND		10.101	10.101
**D	CONSULTING GROUP CAPITAL MARKE		14.125	14.125
**D	CNS GLOBAL LIST INFRASTRUCTURE		73.295	73.295
**D	WELLS FARGO LUX WORLDWIDE		14.330	14.330
**D	TOUCHSTONE FUNDS GROUP		9.938	9.938
**D	TRUST AND CUSTODY SERVICES BAN		98.092	98.092
**D	SHINKO GLOBAL INFRASTRUCTURE		24.922	24.922
**D	OFI MARKET NEUTRAL EQUITY		22.989	22.989
**D	MAAF ASSURANCE SA		213.864	213.864
**D	PROTEC BTP		4.704	4.704
**D	AMUNDI S.F. EURO EQ MARKET PL		22.127	22.127
**D	TOBAM ANTI-BENCHMARK EURO EQUITY		81.091	81.091
**D	LA SAUVEGARDE (A) EUROPE		10.680	10.680
**D	GMF-VIE CANTON D (A) EUROPE		729.845	729.845
**D	GMF ASSURANCES (A) EUROPE		201.268	201.268
**D	MMA IARD SA (A) EUROPE		262.777	262.777
**D	FIDELIA ASSISTANCE		3.518	3.518
**D	ASSISTANCE PROTECTION JURIDIQUE (A)		25.384	25.384
**D	MAAF VIE ACTIF GENERAL		278.826	278.826
**D	ABP IARD		12.596	12.596
**D	MAAF VIE WINNEO PERP		2.108	2.108

Assemblea Ordinaria del 18 aprile 2019

LISTA ESITO DELLE VOTAZIONE


Oggetto: Determinazione del numero dei componenti il Consiglio di Amministrazione

FAVOREVOLI

Badge	Ragione Sociale	Proprio	Delega	Totale
**D	MAAF SANTE		10.115	10.115
**D	TONI ACTIONS 100		39.891	39.891
**D	VIVACCIO ACTIONS		135.224	135.224
**D	LBPAM ACTIONS 80		52.899	52.899
**D	LBPAM ACTIONS EUROPE MONDE		31.686	31.686
**D	ERISA ACTIONS EUROPE N2		22.176	22.176
**D	LBPAM STRATEGIE PEA 2		83.827	83.827
**D	LBPAM STRATEGIE PEA 1		59.341	59.341
**D	IBM FRANCE		3.000	3.000
**D	FCP CARPIMKO EUROPE		13.199	13.199
**D	SEYOND ACTIONS EUROPEENNES		53.672	53.672
**D	SEYOND EQUITY FACTOR INVESTING		3.414	3.414
**D	AHL INSTITUTIONAL SERIES 3 LTD		7.407	7.407
**D	MAN AHL DIVERSIFIED MARKETS EU BEUR- WORLD TRADE CENTER		248	248
**D	MAN FUNDS VIII ICAV-MAN AHL DIVERSIFIED.		2.448	2.448
**D	GLG EUROPEAN LONG-SHORT MASTER FUND LTD MAPLES CORPORATE SERVICES LIMITED		399	399
**D	ELECTRON CAPITAL PARTNERS LLC ELECTRON GLOBAL MSTR FD LP		1.377.520	1.377.520
**D	ELECTRON CAPITAL PARTNERS LLC AGR TRADING SPC		19.577	19.577
**D	CASTLE HOOK MASTER FUND LTD C/O CASTLE HOOK PARTNERS LP		78.646	78.646
**D	MAKURIA LUXEMBOURG II SARL CO MAKURIA INVESTMENT MANAGEMENT (UK) LLP		1.439.414	1.439.414
**D	QUANTUM PARTNERS LP CO SOROS FUND MANAGEMENT LLC ACTING AS FUND MANAGER		449.340	449.340
**D	GOVERNMENT OF NORWAY		10.111.280	10.111.280
**D	NORGES BANK		147.680	147.680
**D	ENERGY SUPER		73.399	73.399
**D	MLC INVESTMENTS, MLC LIMITED		28.303	28.303
**D	NAYA MANAGEMENT LLP		858.334	858.334
**D	UBS (LUX) STRATEGY SICAV SAP DEFENSIVE (USD)		415	415
**D	UBS (LUX) STRATEGY SICAV SAP DYNAMIC (USD)		851	851
**D	UBS FUND MANAGEMENT (LUXEMBOURG) SA		4.854	4.854
**D	UBS FUND MANAGEMENT (LUXEMBOURG) SA		8.211	8.211
**D	UBS FUND MANAGEMENT (LUXEMBOURG) SA		689	689
**D	UBS FUND MANAGEMENT (LUXEMBOURG) SA		255	255
**D	UBS FUND MANAGEMENT (LUXEMBOURG) SA		165	165
**D	UBS FUND MANAGEMENT (LUXEMBOURG) SA		773	773
**D	UBS FUND MANAGEMENT (LUXEMBOURG) SA		1.218	1.218
**D	UBS FUND MANAGEMENT (LUXEMBOURG) SA		131	131
**D	UBS FUND MANAGEMENT (LUXEMBOURG) SA		1.134	1.134
**D	UBS FUND MANAGEMENT (LUXEMBOURG) SA		1.073	1.073
**D	UBS FUND MANAGEMENT (LUXEMBOURG) SA		916	916
**D	UBS FUND MANAGEMENT (LUXEMBOURG) SA		240	240
**D	UBS FUND MANAGEMENT (LUXEMBOURG) SA		771	771
**D	UBS FUND MANAGEMENT (LUXEMBOURG) SA		379	379
**D	UBS FUND MANAGEMENT (LUXEMBOURG) SA		1.751	1.751

1.384 Teste:
10 Azionisti in delega:

17
1.374



Assemblea Ordinaria del 18 aprile 2019

LISTA ESITO DELLE VOTAZIONE

Oggetto: Determinazione del numero dei componenti il Consiglio di Amministrazione

FAVOREVOLI

Badge	Ragione Sociale	Proprio	Delega	Totale
**D	UBS FUND MANAGEMENT (LUXEMBOURG) SA		1.774	1.774
**D	UBS FUND MANAGEMENT (LUXEMBOURG) SA		2.480	2.480
**D	UBS FUND MANAGEMENT (LUXEMBOURG) SA		1.471	1.471
**D	UBS FUND MANAGEMENT (SWITZERLAND) AG.		137.920	137.920
**D	UBS FUND MANAGEMENT (SWITZERLAND) AG.		100	100
**D	UBS FUND MANAGEMENT (SWITZERLAND) AG.		73	73
**D	UBS FUND MANAGEMENT (SWITZERLAND) AG.		387	387
**D	UBS FUND MANAGEMENT (SWITZERLAND) AG.		536	536
**D	UBS FUND MANAGEMENT (SWITZERLAND) AG.		116	116
**D	UBS FUND MANAGEMENT (SWITZERLAND) AG.		148	148
**D	UBS FUND MANAGEMENT (SWITZERLAND) AG.		258.452	258.452
**D	UBS FUND MGT (CH) AG CH0467/UBSCHIF2-EQ GLOB		3.628	3.628
**D	VICTORIAN SUPERANNUATION FUND		279.284	279.284
**D	361 GLOBAL LONG/SHORT EQUITY FUNDAT		37.758	37.758
**D	A AND Q METRIC SPC- BLACK DIAMOND ARBITRAGE SP		57.939	57.939
**D	ABERDEEN INVESTMENT FUNDS UK ICVC II - ABERDEEN WORLD EQUITY ENHANCED INDEX FUND		18.529	18.529
**D	ABERDEEN INVESTMENT FUNDS UK ICVC II - ABERDEEN EUROPEAN EQUITY ENHANCED INDEX FUND		82.179	82.179
**D	AEGON CUSTODY B.V		85.691	85.691
**D	AEGON CUSTODY B.V		13.616	13.616
**D	AHL ALPHA MASTER LIMITED C/O CITCO TRUSTEES (CAYMAN) LIMITED		7.794	7.794
**D	AHL DIRECTIONAL EQUITIES MASTER LIMITED		4.538	4.538
**D	AHL EVOLUTION LTD SHARMAINE BERKELEY ARGONAUT LTD		168.961	168.961
**D	ANALYTIC GLOBAL LONG/SHORT EQUITY FUND II LP		7.781	7.781
**D	ATLAS QUANTITATIVE TRADING FUND LTD		30.369	30.369
**D	BERESFORD FUNDS PLC		65.708	65.708
**D	BLACK DIAMOND ARBITRAGE OFFSHORE LTD UBS (CAYMAN ISLANDS) LTD		21.604	21.604
**D	BLACK DIAMOND OFFSHORE LTD		8.888	8.888
**D	BLACK DIAMOND OFFSHORE LTD. C.O. UBS (CAYMAN ISLANDS) LTD		11.065	11.065
**D	BLACK DIAMOND RELATIVE VALUE		4.821	4.821
**D	BLACK DIAMOND RELATIVE VALUE CAYMAN LP		2.371	2.371
**D	BLACK DIAMOND RELATIVE VALUE OFFSHORE LTD.		4.997	4.997
**D	CBOSC ATF CW BK GRP SUP WGSS08		19.071	19.071
**D	CFSIL - COLONIAL FIRST STATE GLOBAL ASSET MANAGEMENT MULTI SECTOR TRUST 1		288	288
**D	CFSIL RE COLONIAL FIRST STATE INVESTMENT FUND 10		7.277	7.277
**D	CITITRUST LIMITED AS TRUSTEE OF BLACKROCK PREMIER FUNDS-BLACKROCK WORLD EQUITY INDEX FUND		2.774	2.774
**D	COLONIAL FIRST STATE INVESTMENTS LIMITED.		2.431	2.431
**D	COLONIAL FIRST STATE INVESTMENTS LIMITED.		879.091	879.091
**D	COLONIAL FIRST STATE INVESTMENTS LIMITED.		44.646	44.646
**D	COLONIAL FIRST STATE INVESTMENTS LIMITED.		10.827	10.827
**D	COLONIAL FIRST STATE INVESTMENTS LIMITED.		115.457	115.457
**D	COMMONWEALTH GLOBAL INFRASTRUCTURE SECURITIES FUND 1		356.378	356.378
**D	DOUBLE BLACK DIAMOND OFFSHORE LTD.		53.815	53.815
**D	DOUBLE BLACK DIAMOND OFFSHORE LTD. UBS (CAYMAN ISLANDS) LTD.		40.119	40.119

Pagina 20

Azionisti: 1.384 Teste: 17
 Azionisti in proprio: 10 Azionisti in delega: 1.374


Assemblea Ordinaria del 18 aprile 2019

LISTA ESITO DELLE VOTAZIONE

Oggetto: Determinazione del numero dei componenti il Consiglio di Amministrazione

FAVOREVOLI

Badge	Ragione Sociale	Proprio	Delega	Totale
**D	GOTHAM CAPITAL V LLC		285	285
**D	GOVERNMENT OF SINGAPORE		1.471.088	1.471.088
**D	HSTPLUS POOLED SUPERANNUATION TRUST		9.208	9.208
**D	INTERNATIONAL EQUITIES FUND		4.659	4.659
**D	IRISH LIFE ASSURANCE.		4.042	4.042
**D	IRISH LIFE ASSURANCE.		205.892	205.892
**D	IRISH LIFE ASSURANCE PLC		14.382	14.382
**D	IRISH LIFE ASSURANCE.		6.491	6.491
**D	IRISH LIFE ASSURANCE.		5.790	5.790
**D	IRISH LIFE ASSURANCE.		47.755	47.755
**D	JANUS HENDERSON CAPITAL FUNDS PLC.		153	153
**D	JOHN HANCOCK FUNDS II INTERNATIONAL STRATEGIC EQUITY ALLOCATION FUND		25.915	25.915
**D	JOHN HANCOCK VARIABLE INSURANCE TRUST INTERNATIONAL EQUITY INDEX TRUST		6.344	6.344
**D	K2 ELECTRON LIQUID GLOBAL MASTER FUND LTD		60.878	60.878
**D	LATVIJAS BANKA		1.911	1.911
**D	LEGAL AND GENERAL ASSURANCE PENSIONS MANAGEMENT LIMITED		19.115	19.115
**D	LEGAL AND GENERAL ASSURANCE PENSIONS MANAGEMENT LIMITED		25.037	25.037
**D	LEGAL AND GENERAL ASSURANCE PENSIONS MANAGEMENT LIMITED		5.028	5.028
**D	LEGAL AND GENERAL ASSURANCE PENSIONS MANAGEMENT LIMITED		52.680	52.680
**D	LEGAL AND GENERAL ASSURANCE PENSIONS MANAGEMENT LIMITED		17.228	17.228
**D	LEGAL AND GENERAL ASSURANCE PENSIONS MANAGEMENT LIMITED		94.015	94.015
**D	LEGAL AND GENERAL ASSURANCE PENSIONS MANAGEMENT LIMITED		4.990	4.990
**D	LEGAL AND GENERAL ASSURANCE PENSIONS MANAGEMENT LIMITED		12.539	12.539
**D	LEGAL AND GENERAL ASSURANCE PENSIONS MANAGEMENT LIMITED		6.748	6.748
**D	LEGAL AND GENERAL ASSURANCE PENSIONS MANAGEMENT LIMITED		23.939	23.939
**D	LEGAL AND GENERAL ASSURANCE PENSIONS MANAGEMENT LIMITED		12.638	12.638
**D	LEGAL AND GENERAL ASSURANCE PENSIONS MANAGEMENT LIMITED		124.923	124.923
**D	LEGAL AND GENERAL ASSURANCE PENSIONS MANAGEMENT LIMITED		10.571	10.571
**D	LEGAL AND GENERAL ASSURANCE PENSIONS MANAGEMENT LIMITED		28.545	28.545
**D	LEGAL AND GENERAL ASSURANCE PENSIONS MANAGEMENT LIMITED		1.037.608	1.037.608
**D	LEGAL AND GENERAL ASSURANCE PENSIONS MANAGEMENT LIMITED		3.116	3.116
**D	LEGAL AND GENERAL ASSURANCE PENSIONS MANAGEMENT LIMITED		8.283	8.283
**D	LEGAL AND GENERAL ASSURANCE PENSIONS MANAGEMENT LIMITED		7.795	7.795
**D	LEGAL AND GENERAL ASSURANCE PENSIONS MANAGEMENT LIMITED		1.380	1.380
**D	LEGAL AND GENERAL ASSURANCE PENSIONS MANAGEMENT LIMITED		484.370	484.370
**D	LEGAL AND GENERAL ASSURANCE PENSIONS MANAGEMENT LIMITED		1.257	1.257
**D	LEGAL AND GENERAL ASSURANCE PENSIONS MANAGEMENT LIMITED		1.652	1.652
**D	LEGAL AND GENERAL ASSURANCE PENSIONS MANAGEMENT LIMITED		17.936	17.936
**D	LEGAL AND GENERAL ASSURANCE PENSIONS MANAGEMENT LIMITED		65.764	65.764
**D	LEGAL AND GENERAL ASSURANCE PENSIONS MANAGEMENT LIMITED		115.320	115.320
**D	LEGAL AND GENERAL ASSURANCE SOCIETY LIMITED		3.964	3.964
**D	LEGAL AND GENERAL COLLECTIVE INVESTMENT TRUST		74.153	74.153
**D	LEGAL AND GENERAL INVESTMENT MANAGEMENT		328	328



Assemblea Ordinaria del 18 aprile 2019

LISTA ESITO DELLE VOTAZIONE

Oggetto: **Determinazione del numero dei componenti il Consiglio di Amministrazione****FAVOREVOLI**

Badge	Ragione Sociale	Proprio	Delega	Totale
**D	MACQUARIE INVESTMENT MANAGEMENT LIMITED		709.456	709.456
**D	MACQUARIE MULTI FACTOR FUND		5.101	5.101
**D	MACQUARIE TRUE INDEX GLOBAL INFRASECURITIES FUND		426.671	426.671
**D	MEDICAL ASSURANCE SOCIETY NEW ZEALAND LIMITED		4.621	4.621
**D	MONETARY AUTHORITY OF SINGAPORE		77.733	77.733
**D	NATIONAL COUNCIL FOR SOCIAL SECURITY FUND.		2.510	2.510
**D	NEWBURG NOMINEES LIMITED INVESTORS WHOLESAL E GLOBAL EQUITY (INDEX) TRUST		22.312	22.312
**D	PINEBRIDGE FUND SERIES PINEBRIDGE EUROPE EQUITY FUND		83.764	83.764
**D	SDA INTL EQUITY INDEX FD-WORLD		16.503	16.503
**D	SOCIALLY RESPONSIBLE DEVELOPED MARKETS FUNDAMENTAL INDEX CTF		562	562
**D	STICHTING ALGEMEEN PENSIOENFONDS		16.898	16.898
**D	STICHTING PENSIOENFONDS METAAL		360.655	360.655
**D	STICHTING PGGM DEPOSITARY		437.869	437.869
**D	THE NOMURA TRUST AND BANKING CO LTD		14.220	14.220
**D	THE NOMURA TRUST AND BANKING CO LTD		1.348	1.348
**D	THREE BRIDGES EUROPE MASTER FUND LTD.		2.521	2.521
**D	TUDOR SYSTEMATIC TACTICAL TRADING LTD - SERGEY C/O TUDOR INVESTMENT CORPORATION		3.379	3.379
**D	VICTORY MARKET NEUTRAL INCOMEFUND		5.736	5.736
**D	VICTORYSHARES DEVELOPED ENHANCED VOLATILITY WTD INDEX ETF		12.158	12.158
**D	VICTORYSHARES INTERNATIONAL HIGHDIV VOLATILITY WTD INDEX ETF		17.215	17.215
**D	VICTORYSHARES INTERNATIONAL VOLATILITY WTD INDEX ETF		3.867	3.867
**D	ZURICH LIFE ASSURANCE PLC		82.583	82.583
**D	ABERDEEN INVESTMENT FUNDS UK ICVC II - ABERDEEN EUROPEAN EQUITY TRACKER FUND		1.076	1.076
**D	CBO SC-CBGS-WGSS07		3.565	3.565
**D	AEGON CUSTODY B.V.		70.452	70.452
**D	BEAUMONT HEALTH MASTER RETIREMENT TRUST		2.643	2.643
**D	KAISER PERMANENTE GROUP TRUST		1.178.994	1.178.994
**D	ARKWRIGHT, LLC		702	702
**D	KAISER FOUNDATION HOSPITALS		890.308	890.308
**D	BRUNEI INVESTMENT AGENCY		17.739	17.739
**D	BARINGS ACTIVE PASSIVE EQUITY DIRECT EAFE LLC		152	152
**D	INTERNATIONAL MONETARY FUND		11.636	11.636
**D	INTERNATIONAL MONETARY FUND		11.451	11.451
**D	LAUDUS INTERNATIONAL MARKETMASTERS FUND		3.210	3.210
**D	SCHWAB INTERNATIONAL EQUITY ETF		551.880	551.880
**D	SCHWAB FUNDAMENTAL INTERNATIONAL LARGE COMPANY INDEX ETF		133.757	133.757
**D	DUPONT PENSION TRUST		76.810	76.810
**D	JOHN HANCOCK VAR INS TRUST STRATEGIC EQUITY ALLOCATION TRUST		101.748	101.748
**D	JOHN HANCOCK FUNDS II STRATEGIC EQUITY ALLOCATION FUND		46.751	46.751
**D	LAZARD GLOBAL LISTED INFRASTRUCTURE PORTFOLIO		20.216.429	20.216.429
**D	LAZARD REAL ASSETS AND PRICING OPPORTUNITIES PORTFOLIO		6.689	6.689
**D	LAZARD EQUITY FRANCHISE PORTFOLIO		17.742	17.742
**D	LAZARD ESC GLOBAL LISTED INFRASTRUCTURE PORTFOLIO		26.924	26.924


Assemblea Ordinaria del 18 aprile 2019

LISTA ESITO DELLE VOTAZIONE

Oggetto: Determinazione del numero dei componenti il Consiglio di Amministrazione

FAVOREVOLI

Badge	Ragione Sociale	Proprio	Delega	Totale
**D	ALLIANZ GLOBAL INVESTORS GMBH FOR DBI-FONDS SFT 4		6.940	6.940
**D	COHEN + STEERS INFRASTRUCTURE FUND, INC.		844.646	844.646
**D	MANNING AND NAPIER		885	885
**D	GOLDMAN SACHS TRUST II-GOLDMAN SACHS M-M REAL ASSETS STRAT FD		70.111	70.111
**D	GOLDMAN SACHS TRUST - GOLDMAN SACHS GLOBAL INFRASTRUCTURE FUND		92.896	92.896
**D	ALLIANCEBERNSTEIN GLOBAL RISK ALLOCATION FUND INC		613	613
**D	ALLIANCEBERNST VAR PROD SER F INC.ALLIANCEB DYN ASSET ALL PTF		176	176
**D	JOHN HANCOCK LIFE AND HEALTH INSURANCE COMPANY		26.295	26.295
**D	THE MASTER TRUST BK OF JP LTD: HITACHI FOREIGN EQ INDEX MF		10.334	10.334
**D	SPDR MSCI WORLD QUALITY MIX FUND		314	314
**D	RUSSELL TRUST CO COMMINGLED EMPLOYEE BENEFIT FUNDS TRUST		507.606	507.606
**D	IBM RETIREMENT PLAN		3.150	3.150
**D	THORNBURG INTERNATIONAL VALUE FUND		1.454.856	1.454.856
**D	THORNBURG INVESTMENT INCOME BUILDER FUND		12.216.878	12.216.878
**D	THORNBURG GLOBAL OPPORTUNITIES FUND		2.794.911	2.794.911
**D	AMERICAN BUREAU OF SHIPPING		468	468
**D	THE MAS TR BK OF JAPAN,LTD.ATF GL BL RK CON FD K(FOR QII ONLY)		3.529	3.529
**D	JP TR SERV BK LTD ATF MATB MSCI KOKUSAI INDEX MOTHER F		2.714	2.714
**D	REAVES UTILITY INCOME FUND		80.000	80.000
**D	ALPINE GLOBAL INFRASTRUCTURE FUND		57.800	57.800
**D	ANIMA FUNDS PLC		283.027	283.027
**D	ARCHITAS MULTI-MANAGER GLOBAL FUNDS UNIT TRUST		24.175	24.175
**D	STATE OF ALASKA RETIREMENT AND BENEFITS PLANS		111.100	111.100
**D	STATE OF ALASKA RETIREMENT AND BENEFITS PLANS		264.604	264.604
**D	UNITED TECHNOLOGIES CORPORATION EMPLOYEE SAVINGS PLAN		38.691	38.691
**D	BEAR CREEK INC.		400	400
**D	THE WALT DISNEY COMPANY RETIREMENT PLAN MASTER TRUST		7.842	7.842
**D	BROOKFIELD REAL ASSETS HYBRID MASTER FUND L.P		17.100	17.100
**D	BMO MSCI EAFE INDEX ETF		62.113	62.113
**D	MET INVESTOR SERIES TRUST-ALLIANC GLOBAL DYNAMIC ALL PTF		41.894	41.894
**D	PACE ALTERNATIVE STRATEGIES INVESTMENTS		6.472	6.472
**D	UBS (US) GROUP TRUST		23.474	23.474
**D	UAW RETIREE MEDICAL BENEFITS TRUST		79.214	79.214
**D	CENTRAL PROVIDENT FUND BOARD		2.868	2.868
**D	CITY UNIVERSITY OF NEW YORK		583	583
**D	DESJARDINS GLOBAL INFRASTRUCTURE FUND		321.855	321.855
**D	CALVERT VP EAFE INTERNATIONAL INDEX PORTFOLIO		4.209	4.209
**D	MARICONDA CALVERT RESP INX SRS, INC.-CLVRT DVD MRKTS EX-U.S. RSP INX FD		5.745	5.745
**D	CHASSE DE DEPOT ET PLACEMENT DU QUEBEC		306.998	306.998
**D	THE REGENTS OF THE UNIVERSITY OF CALIFORNIA		357.632	357.632
**D	ROYAL BANK CANADIAN LARGE CAP FUND		121.572	121.572
**D	FIDELITY GLOBAL ASSET ALLOCATION FUND		47.789	47.789
**D	FIDELITY INCOME ALLOCATION FUND		8.206	8.206



LISTA ESITO DELLE VOTAZIONE

Oggetto: Determinazione del numero dei componenti il Consiglio di Amministrazione

FAVOREVOLI

Badge	Ragione Sociale	Proprio	Delega	Totale
**D	FIDELITY MONTHLY INCOME FUND		70.384	70.384
**D	FIDELITY NORTHSTAR FUND		2.400.000	2.400.000
**D	FIDELITY CONCENTRATED VALUE INVESTMENT TRUST		31.193	31.193
**D	FIDELITY CAPITAL STRUCTURE CORP.		14.876	14.876
**D	FEG SELECT, LLC		696	696
**D	PARAMETRIC INTERNATIONAL EQUITY FUND		22.750	22.750
**D	FUNDO DE SEGURANCA SOC GOV. DA REGIAO ADM. ESPECIAL DE MACAU		12.697	12.697
**D	FRANKLIN TEMPLETON ETF TRUST - FRANKLIN FTSE EUROPE ETF		4.448	4.448
**D	FRANKLIN TEMPLETON ETF TRUST - FRANKLIN FTSE ITALY ETF		15.480	15.480
**D	FRANKLIN FTSE EUROPE EX U.K. INDEX ETF		9.751	9.751
**D	FRANKLIN TEMPLETON ETF TRUST - FRANKLIN FTSE EUROPE HEDGED ETF		264	264
**D	TAX - MANAGED INTERNATIONAL EQUITY PORTFOLIO		4.194	4.194
**D	PARTNERS GROUP PRIVATE EQUITY DC COLLECTIVE INVESTMENT TR		12.024	12.024
**D	RUSSELL INVESTMENT COMPANY RUSSELL TAX-MANAGED INTL EQ FUND		16.850	16.850
**D	RUSSELL INVESTMENT COMPANY RUSSELL GLOBAL INFRASTRUCTURE FUND		810.841	810.841
**D	RUSSELL INVESTMENT COMPANY RUSSELL MULTI-STRATEGY INCOME FUND		14.633	14.633
**D	RUSSELL INVESTMENT COMPANY MULTIFACTOR INTERNATIONAL EQUITY F		53.897	53.897
**D	ROCHE U.S. RETIREMENT PLANS MASTER TRUST		211.604	211.604
**D	RUSSELL INVESTMENT COMPANY MULTI-ASSET GROWTH STRATEGY FUND		93.168	93.168
**D	BROOKFIELD GLOBAL REAL ASSET FUND		14.700	14.700
**D	TRANSAMERICA INTERNATIONAL EQUITY INDEX VP		962	962
**D	LAZARD GLOBAL INFRASTRUCTURE FUND		662.996	662.996
**D	FIRST CHURCH OF CHRIST, SCIENTIST		347	347
**D	TANGERINE DIVIDEND PORTFOLIO		6.436	6.436
**D	TANGERINE BALANCED INCOME PORTFOLIO		1.107	1.107
**D	TANGERINE BALANCED PORTFOLIO		7.475	7.475
**D	TANGERINE BALANCED GROWTH PORTFOLIO		6.454	6.454
**D	TANGERINE EQUITY GROWTH PORTFOLIO		7.930	7.930
**D	LAZARD GLOBAL LISTED INFRASTRUCTURE (CANADA) FUND		1.637.187	1.637.187
**D	LAZARD GLOBAL EQUITY FRANCHISE (CANADA) FUND		217.471	217.471
**D	MM MSCI EAFE INTERNATIONAL INDEX FUND		7.890	7.890
**D	JANUS CAPITAL MANAGEMENT LLC		3	3
**D	JNL/MELLON CAPITAL MSCI WORLD INDEX FUND		4.241	4.241
**D	INTECH GLOBAL ALL COUNTRY ENHANCED INDEX FUND LLC		467	467
**D	SUNAMERICA EQUITY FUNDS SUNAMERICA INTERNATIONAL DIV ST FUND		59.726	59.726
**D	SUNAMERICA SPECIALTY SERIES AIG INCOME EXPLORER FUND		8.799	8.799
**D	SEASONS SERIES TRUST SA MULTI-MANAGED INT EQUITY PTF		5.090	5.090
**D	SUNAMERICA SERIES TRUST - SA INTERNATIONAL INDEX PORTFOLIO		14.400	14.400
**D	OPENWORLD PUBLIC LIMITED COMPANY		638.571	638.571
**D	STATE STREET GLOBAL EQUITY EX-US INDEX PORTFOLIO		51.853	51.853
**D	STATE STREET INTERNATIONAL DEVELOPED EQUITY INDEX PORTFOLIO		111.340	111.340
**D	DEUTSCHE EAFE EQUITY INDEX FUND		1.598	1.598
**D	INVESCO GLOBAL INFRASTRUCTURE FUND		19.698	19.698


Assemblea Ordinaria del 18 aprile 2019

LISTA ESITO DELLE VOTAZIONE

Oggetto: Determinazione del numero dei componenti il Consiglio di Amministrazione

FAVOREVOLI

Badge	Ragione Sociale	Proprio	Delega	Totale
**D	KP INTERNATIONAL EQUITY FUND	11.313		11.313
**D	CAYMAN ISLANDS CHAMBER OF COMMERCE PENSION FUND	4.098		4.098
**D	RHUMBLINE INTERNATIONAL POOLED INDEX TRUST	6.840		6.840
**D	LVIP SSGA INTERNATIONAL INDEX FUND	91.532		91.532
**D	SPDR MSCI ACWI IMI ETF	1.699		1.699
**D	SPDR MSCI EAFE FOSSIL FUEL RESERVES FREE ETF	2.842		2.842
**D	SPDR MSCI WORLD STRATEGICFACTORS ETF	94		94
**D	SPDR MSCI ACWI LOW CARBON TARGET ETF	1.948		1.948
**D	LAZARD GLOBAL INVESTMENT FUNDS PUBLIC LIMITED COMPANY	4.823		4.823
**D	ALLIANCEBERNSTEIN INTERNATIONAL ALL-COUNTRY PASSIVE SERIES	2.309		2.309
**D	MARYLAND STATE RETIREMENT & PENSION SYSTEM	11.153		11.153
**D	RUSSELL INV MULTI-ASSET FACTOR EXPOSURE FUND	19.839		19.839
**D	THE PRUDENTIAL INSURANCE COMPANY OF AMERICA	40.957		40.957
**D	MDPIM INTERNATIONAL EQUITY INDEX POOL	3.799		3.799
**D	MERCER QIF CCF	53.442		53.442
**D	MORGAN STANLEY INST FUND INC. GLOBAL INFRASTRUCTURE PORTFOLIO	152.772		152.772
**D	MORGAN STANLEY INSTITUTIONAL FUND INC MULTI- ASSET PORTFOLIO	7.293		7.293
**D	GTAA PANTHER FUND L.P	202.882		202.882
**D	MGI FUNDS PLC	368.114		368.114
**D	MERCER QIF CCF	19.131		19.131
**D	MORGAN STANLEY INSTITUTIONAL FUND, INC.- REAL ASSETS PORTFOLIO	964		964
**D	MORGAN STANLEY INSTITUTIONAL FUND TR- GL MULTI-ASSET INC PTF	1.925		1.925
**D	BRIGHTHOUSE FUNDS TRUST I - PANAGORA GLOBAL DIV RISK PORTFOLIO	929		929
**D	NUVEEN REAL ASSET INCOME FUND	127.969		127.969
**D	NUVEEN REAL ASSET INCOME AND GROWTH FUND	50.256		50.256
**D	RUSSELL INVESTMENT COMPANY PLC	9.049		9.049
**D	HARTFORD LIFE INSURANCE COMPANY	3.651		3.651
**D	NORTHROP GRUMMAN CORPORATION VEBA MASTER TRUST I	604		604
**D	TEXAS MUNICIPAL RETIREMENT SYSTEM	60.216		60.216
**D	NBI CANADIAN FAMILY BUSINESS ETF	19.825		19.825
**D	STATE OF NEW JERSEY COMMON PENSION FUND D	305.527		305.527
**D	CITY OF NEW YORK GROUP TRUST	183.477		183.477
**D	PIMCO EQUITY SERIES:PIMCO RAFI DYNAMIC MULTI-FACTOR INT EQ ETF	755		755
**D	FIDELITY COVINGTON TRUST: FIDELITY TARGETED INT FACTOR ETF	1.320		1.320
**D	FIDELITY COVINGTON TRUST - FIDELITY INTERNATIONAL HIGH DID ETF	6.535		6.535
**D	FIDELITY INTERNATIONAL HIGH DIVIDEND INDEX ETF	11.438		11.438
**D	FIDELITY INTERNATIONAL LOW VOLATILITY INDEX ETF	807		807
**D	PIMCO FUNDS GLOBAL INVESTORS SERIES PLC	239		239
**D	PIMCO RAE FUNDAMENTAL INTERNATIONAL FUND LLC	6.674		6.674
**D	PRINCIPAL EXCHANGE-TRADED FDS-PRINC INT MULTI-FACTOR INDEX ETF	937		937
**D	PRINCIPAL DIVERSIFIED REAL ASSET CIT	252.032		252.032
**D	PRINCIPAL DIVERSIFIED REAL ASSET CIT	184.537		184.537
**D	PEM MULTI-MANAGER SERIES TRUST - PEM MULTI-MANAGER INT EQ FD	3.697		3.697



Assemblea Ordinaria del 18 aprile 2019

LISTA ESITO DELLE VOTAZIONE

Oggetto: Determinazione del numero dei componenti il Consiglio di Amministrazione

FAVOREVOLI

Badge	Ragione Sociale	Proprio	Delega	Totale
**D	INTEL CORPORATION RETIREE MEDICAL PLAN TRUST		8.065	8.065
**D	ALASKA COMMON TRUST FUND		16.336	16.336
**D	RUSSELL INVESTMENTS GLOBAL INFRASTRUCTURE POOL	1.636.707		1.636.707
**D	RUSSELL INVESTMENTS OVERSEAS EQUITY POOL		2.763	2.763
**D	RUSSELL INVESTMENTS MULTI-FACTOR INTERNATIONAL EQUITY POOL		4.036	4.036
**D	RUSSELL INSTITUTIONAL FUNDS,LLC-RUSSELL INTL EQUITY FUND		2.209	2.209
**D	RUSSELL INSTL FUNDS,LLC-RUSSELL GLOB LISTED INFRA FUND	280.278		280.278
**D	RUSSELL INVESTMENTS OVERSEAS EQUITY FUND		1.695	1.695
**D	GOV OF HM THE SULTAN AND YANG DI-PERTUAN OF BRUNEI DARUSSALAM	19.724		19.724
**D	BANK OF KOREA		47	47
**D	BANK OF KOREA		462	462
**D	SCOTIA PRIVATE GLOBAL INFRASTRUCTURE POOL	339.701		339.701
**D	SSGA MSCI ACWI EX-USA INDEX NON-LENDING DAILY TRUST		12.613	12.613
**D	STATE STREET IRELAND UNIT TRUST		62.745	62.745
**D	GTAAN - SL LP		41.122	41.122
**D	THE WORKERS` COMPENSATION BOARD	1.011.739		1.011.739
**D	SSGA SPDR ETFs EUROPE I PUBLIC LIMITED COMPANY		64.769	64.769
**D	SSGA SPDR ETFs EUROPE II PUBLIC LIMITED COMPANY		83.223	83.223
**D	CALIFORNIA PUBLIC EMPLOYEES RETIREMENT SYSTEM	796.359		796.359
**D	ROMAN CATHOLIC BISHOP OF SPRINGFIELD A CORPORATION SOLE		258	258
**D	DELTASHARES S+P INTERNATIONAL MANAGED RISK ETF		6.289	6.289
**D	TEACHER RETIREMENT SYSTEM OF TEXAS	360.811		360.811
**D	CALIFORNIA STATE TEACHERS RETIREMENT SYSTEM	593.313		593.313
**D	TJ-NONQUALIFIED, LLC	60.260		60.260
**D	TJ-QUALIFIED, LLC	45.316		45.316
**D	PINEBRIDGE GLOBAL FUNDS	17.425		17.425
**D	UBS (IRL) ETF PLC		2.144	2.144
**D	VANGUARD FTSE DEVELOPED EUROPE ALL CAP INDEX ETF		8.876	8.876
**D	VANGUARD FTSE DEVELOPED ALL CAP EX NORTH AMERICA INDEX ETF	19.704		19.704
**D	VANGUARD DEVEL ALL-CAP EX NORTH AMERICA EQT IND POOLED FUND		1.583	1.583
**D	VANGUARD GLOBAL MINIMUM VOLATILITY ETF		1.128	1.128
**D	VANGUARD FTSE DEVEL EX NTH AMER HIGH DIVIDEND YIELD INDEX ETF		545	545
**D	ALLIANZ GLOBAL INVESTORS GMBH FOR ALLIANZGI-FONDS VDB	9.120		9.120
**D	VANGUARD INVESTMENTS II COMMON CONTRACTUAL FUND	17.122		17.122
**D	VANGUARD INVESTMENTS COMMON CONTRACTUAL FUND	62.997		62.997
**D	VANGUARD FTSE DEVELOPED EUROPE INDEX ETF		1.698	1.698
**D	WELLS FARGO BK DECL OF TR EST INV FUNDS FOR EMPLOYEE BEN TR	81.177		81.177
**D	WELLS FARGO MASTER TRUST-WELLS FRGO FACTR ENHANCED INT PRTELIO	30.935		30.935
**D	WILMINGTON TRUST, NATIONAL ASSOCIATION		4.010	4.010
**D	DIVERSIFIED MARKETS (2010) POOLED FUND TRUST		8.137	8.137
**D	WASHINGTON STATE INVESTMENT BOARD	168.288		168.288
**D	WASHINGTON STATE INVESTMENT BOARD		3.295	3.295
**D	NEW YORK STATE TEACHERS RETIREMENT SYSTEM	185.117		185.117

Assemblea Ordinaria del 18 aprile 2019

LISTA ESITO DELLE VOTAZIONE
 Oggetto: Determinazione del numero dei componenti il Consiglio di Amministrazione
 FAVOREVOLI

Badge	Ragione Sociale	Proprio	Delega	Totale
**D	BMO MONTHLY INCOME FUND		84.289	84.289
**D	BMO GLOBAL INFRASTRUCTURE FUND		125.680	125.680
**D	BMO DIVERSIFIED INCOME PORTFOLIO		33.122	33.122
**D	PRUDENTIAL RETIREMENT INSURANCE & ANNUITY COMPANY		11.995	11.995
**D	MANULIFE ASSET MANAGEMENT INTERNATIONAL EQUITY INDEX POOLED F		19.724	19.724
**D	SS BK AND TRUST COMPANY INV FUNDS FOR TAXEXEMPT RETIREMENT PL	2.351.018		2.351.018
**D	SSGA RUSSELL FD GL EX-US INDEX NONLENDING QP COMMON TRUST FUND		6.837	6.837
**D	SSGA FTSE RAFI DEVELOPED 1000 INDEX NON-LENDING COMMON TR F		6.078	6.078
**D	SS FTSE DEV COMPREHENSIVE FACTOR IND NON-LENDING COMMON TRU F		7.418	7.418
**D	STATE STREET SP GLO INFRA INDEX NON-LENDING COMMON TRUST FUND		594.336	594.336
**D	STATE STREET RAFI DEVELOP EX-US INDEX NON-LENDING COMMON TR ED		1.293	1.293
**D	MSCI EAFE PROV SCREENED INDEX NON - LENDING COMMON TR FUND		8.854	8.854
**D	VANGUARD TOTAL WORLD STOCK INDEX FUND		176.970	176.970
**D	VANGUARD DEVELOPED MARKETS INDEX FUND	3.208.985		3.208.985
**D	STATE STREET GLOBAL ADVISORS LUXEMBOURG SICAV		197.173	197.173
**D	UBS ETF		775.030	775.030
**D	ISHARES MSCI ACWI ETF		153.276	153.276
**D	ISHARES MSCI ACWI EX US ETF		91.476	91.476
**D	ISHARES EUROPE ETF		112.814	112.814
**D	ISHARES MSCI EAFE ETF	2.225.444		2.225.444
**D	ISHARES MSCI EAFE VALUE ETF		430.636	430.636
**D	ISHARES GLOBAL INDUSTRIALS ETF		25.532	25.532
**D	ISHARES MSCI EUROZONE ETF		766.500	766.500
**D	ISHARES MSCI ITALY ETF		699.436	699.436
**D	ISHARES MSCI KOKUSAI ETF		1.848	1.848
**D	ISHARES GLOBAL INFRASTRUCTURE ETF	4.884.650		4.884.650
**D	ISHARES MSCI DEVELOPED WORLD INDEX FUND		2.012	2.012
**D	ISHARES CORE MSCI EAFE ETF	1.846.097		1.846.097
**D	ISHARES CORE MSCI TOTAL INTERNATIONAL STOCK ETF		290.053	290.053
**D	ISHARES CORE MSCI INTERNATIONAL DEVELOPED MARKETS ETF		41.816	41.816
**D	ISHARES MSCI WORLD ETF		9.384	9.384
**D	ISHARES CORE MSCI EAFE IMI INDEX ETF		59.499	59.499
**D	ISHARES MSCI EUROPE IMI INDEX ETF		11.024	11.024
**D	ISHARES MSCI ACWI LOW CARBON TARGET ETF		11.534	11.534
**D	ISHARES CORE MSCI EUROPE ETF	166.484		166.484
**D	ISHARES EDGE MSCI INTL SIZE FACTOR ETF		235	235
**D	ISHARES INTERNATIONAL FUNDAMENTAL INDEX ETF	4.721		4.721
**D	BLACKROCK CDN MSCI EAFE EQUITY INDEX FUND	205.808		205.808
**D	BLACKROCK CDN WORLD INDEX FUND		15.394	15.394
**D	BLACKROCK CDN MSCI EAFE INDEX PLUS FUND		3.685	3.685
**D	BLACKROCK CDN GLOBAL INFRASTRUCTURE EQUITY INDEX FUND	596.358		596.358
**D	ISHARES MSCI EAFE INTERNATIONAL INDEX FUND	283.590		283.590
**D	ACWI EX-US INDEX MASTER PORTFOLIO OF MASTER INVESTMENT PTF		19.204	19.204



Assemblea Ordinaria del 18 aprile 2019

LISTA ESITO DELLE VOTAZIONE

Oggetto: **Determinazione del numero dei componenti il Consiglio di Amministrazione****FAVOREVOLI**

Badge	Ragione Sociale	Proprio	Delega	Totale
**D	PROXY TEAM PARAMETRIC PORTFOLIO ASSOCIATES		2.397	2.397
**D	TEACHERS' RETIREMENT SYSTEM OF THE STATE OF ILLINOIS		73.415	73.415
**D	IBM 401K PLUS PLAN		88.706	88.706
**D	COLLEGE RETIREMENT EQUITIES FUND		568.469	568.469
**D	TIIA-CREF INTERNATIONAL EQUITY INDEX FUND		402.551	402.551
**D	RUSSELL INVESTMENT COMPANY - RUSSELL INTERN DEVELOPED MKT F		52.453	52.453
**D	VALIC COMPANY I - INTERNATIONAL EQUITIES FUND		35.133	35.133
**D	BRIGHTHOUSE FUNDS TRUST II - METLIFE MSCI EAFE INDEX PTF		36.067	36.067
**D	STATE OF MINNESOTA		269.976	269.976
**D	RUSSELL INVESTMENT FUNDS INTERNATIONAL DEVELOPED MARKETS FUND		3.171	3.171
**D	SPDR MSCI ACWI EX-US ETF		77.364	77.364
**D	SPDR S&P GLOBAL INFRASTRUCTURE ETF		542.184	542.184
**D	SPDR S&P WORLD (EX-US) ETF		101.037	101.037
**D	MORGAN STANLEY VAR INS FUND, INC. GLOBAL INFRASTRUCTURE PORT		33.076	33.076
**D	MORGAN STANLEY INSTITUTIONAL FD TR - GLOBAL STRATEGIST PTF		25.906	25.906
**D	MORGAN STANLEY VAR INS FUND, INC. GLOBAL STRATEGIST PORTFOLIO		9.613	9.613
**D	ONTARIO TEACHERS PENSION PLAN BOARD		48.943	48.943
**D	COMMON TRUST ITALY FUND		428.523	428.523
**D	ISHARES PUBLIC LIMITED COMPANY		243.106	243.106
**D	ISHARES II PUBLIC LIMITED COMPANY		624.532	624.532
**D	ISHARES V PUBLIC LIMITED COMPANY		27.227	27.227
**D	ISHARES III PUBLIC LIMITED COMPANY		286.372	286.372
**D	ISHARES VI PUBLIC LIMITED COMPANY		30.862	30.862
**D	ISHARES IV PUBLIC LIMITED COMPANY		99.551	99.551
**D	ISHARES VII PLC		426.992	426.992
**D	BLACKROCK AM DE FOR ISHARES EURO STOXX UCITS ETF (DE)		150.398	150.398
**D	BLACKROCK AM DE FOR ISHS STOXX EUROPE LARGE 200 UCITS ETF (DE)		7.401	7.401
**D	ISHARES I INV MIT TGV F ISHS ST EUR600 IND.GOODS+SER.UCITS ETF		83.995	83.995
**D	BLACKROCK AM DE FOR ISHARES STOXX EUROPE 600 UCITS ETF (DE)		319.415	319.415
**D	BLACKROCK AM SCHWEIZ AG OBO BIFS WORLD EX SWITZ EQ INDEX FUND		12.133	12.133
**D	PACE INTERNATIONAL EQUITY INVESTMENTS		100.900	100.900
**D	MAINSTAY MACKAY INTERNATIONAL OPPORTUNITIES FUND		18.943	18.943
**D	MANAGED PENSION FUNDS LIMITED		317.920	317.920
**D	SCOTTISH WIDOWS OVERSEAS GROWTH INV F ICVC - EURO GROWTH F		406.302	406.302
**D	SCOTTISH WIDOWS OVERSEAS GROWTH INV FUNDS ICVC-GLOBAL GROW F		156.816	156.816
**D	SCOTTISH WIDOWS INV SOLUTIONS F ICVC- EUROPEAN (EX UK) EQ FD		126.075	126.075
**D	THE TRUSTEES OF CONOCOPHILLIPS PENSION PLAN		7.625	7.625
**D	FAMILY INVESTMENTS CHILD TRUST FUND		15.919	15.919
**D	FAMILY INVESTMENTS GLOBAL ICVC FAMILY BALANCED INT FUND		11.226	11.226
**D	HSBC AS TRUSTEE FOR SSGA EUROPE EX UK EQUITY TRACKER FUND		462.228	462.228
**D	NATWEST TRU+DEP SERV LTD ATO ST. JAMES'S PL GL EQ UN TR		160.708	160.708
**D	OMNIS MANAGED INVESTMENTS ICVC - OMNIS MULTI-ASSET INCOME FUND		138.759	138.759
**D	HBOS INTERNATIONAL INV FUNDS ICVC- EUROPEAN FUND		149.088	149.088

Assemblea Ordinaria del 18 aprile 2019

LISTA ESITO DELLE VOTAZIONE

Oggetto: Determinazione del numero dei componenti il Consiglio di Amministrazione

FAVOREVOLI

Badge	Ragione Sociale	Proprio	Delega	Totale
**D	HBOS INTERNATIONAL INV FUNDS ICVC- INTERNATIONAL GROWTH FUND	299.241	299.241	299.241
**D	STICHTING PENSIOENFONDS CHEMOURS NEDERLAND	3.506	3.506	3.506
**D	THE TRUSTEES OF GOLDMAN SACHS UK RETIREMENT PLAN	1.715	1.715	1.715
**D	STICHTING PHILIPS PENSIOENFONDS	67.874	67.874	67.874
**D	LEGG MASON FUNDS ICVC- LEGG MASON IF RARE GLOBAL INF INC FUND	1.091.319	1.091.319	1.091.319
**D	BAHRAIN MUMTALAKAT HOLDING COMPANY	27.776	27.776	27.776
**D	VANGUARD INV FDS ICVC-VANG FTSE DEV WOR LD EX - UK EQT IND FD	93.642	93.642	93.642
**D	VANGUARD INV F ICVC-VANGUARD FTSE DEV EUROPE EX-UK EQ INDEX F	184.206	184.206	184.206
**D	VANGUARD INV FUNDS ICVC-VANGUARD FTSE GLOB ALL CAP IND FUND	1.935	1.935	1.935
**D	SCOTTISH WID INV SOLS F ICVC - FDMNTL LOW VOL IND GLO EQT F	61.707	61.707	61.707
**D	PUBLIC AUTHORITY FOR SOCIAL INSURANCE	4.699	4.699	4.699
**D	SCOTTISH WIDOWS INV SOL F ICVC- FUNDAMENTAL INDEX GLB EQ F	76.086	76.086	76.086
**D	STATE STREET INTERNATIONAL EQUITIES INDEX TRUST	9.618	9.618	9.618
**D	SPDR S+P WORLD EX AUSTRALIA FUND	2.439	2.439	2.439
**D	ARGO GLOBAL LISTED INFRASTRUCTURE LIMITED	108.617	108.617	108.617
**D	RUSSELL INVESTMENTS LOW CARBON GLOBAL SHARES FUND	2.846	2.846	2.846
**D	CHRISTIAN SUPER	1.945	1.945	1.945
**D	EMERGENCY SERVICES SUPERANNUATION SCHEME	2.461	2.461	2.461
**D	FIRST STATE SUPERANNUATION SCHEME	79.269	79.269	79.269
**D	RUSSELL INVESTMENTS GLOBAL LISTED INFRASTRUCTRE FUND - HEDGED	294.777	294.777	294.777
**D	VANECK VECTORS FTSE GLOBAL INFRASTRUCTURE (HEDGED) ETF	143.263	143.263	143.263
**D	PINNACLE BNY MELLON GLOBAL INFRASTRUCTURE YIELD FUND	17.868	17.868	17.868
**D	LAZARD GLOBAL LISTED INFRASTRUCTURE FUND	3.411.225	3.411.225	3.411.225
**D	LAZARD GLOBAL EQUITY FRANCHISE FUND	142.368	142.368	142.368
**D	QSUPER	8.389	8.389	8.389
**D	GLOBAL LISTED INFRASTRUCTURE SECTOR TRUST	288.091	288.091	288.091
**D	SUNSUPER SUPERANNUATION FUND	41.215	41.215	41.215
**D	UBS IQ MSCI WORLD EX AUSTRALIA ETHICAL ETF	418	418	418
**D	UBS IQ MSCI EUROPE ETHICAL ETF	618	618	618
**D	CANADA PENSION PLAN INVESTMENT BOARD	513.034	513.034	513.034
**D	FLOURISH INVESTMENT CORPORATION	166.690	166.690	166.690
**D	FLOURISH INVESTMENT CORPORATION	47.139	47.139	47.139
**D	PEOPLE'S BANK OF CHINA	134.266	134.266	134.266
**D	PEOPLE'S BANK OF CHINA	233.838	233.838	233.838
**D	BEST INVESTMENT CORPORATION	328.587	328.587	328.587
**D	PEOPLE'S BANK OF CHINA	95.308	95.308	95.308
**D	THORNBURG SUMMIT FUND	9.410	9.410	9.410
**D	DE SHAW OCULUS INTERNATIONAL INC	145.969	145.969	145.969
**D	WIND SIGMA SPECTRUM PORTFOLIO, LCC	524	524	524
**D	AMERGEN CLINTON NUCLEAR POWER PLANT NONQUALIFIED FUND	2.299	2.299	2.299
**D	AIW 2010 FAMILY TRUST	10.421	10.421	10.421
**D	CYSTIC FIBROSIS FOUNDATION	106.854	106.854	106.854
**D	THE CHARLOTTE MECKLENBURG HOS AUTH D/B/A CAROLINAS HEALTH SYST	308.563	308.563	308.563




LISTA ESITO DELLE VOTAZIONE

Oggetto: Determinazione del numero dei componenti il Consiglio di Amministrazione
FAVOREVOLI

Badge	Ragione Sociale	Proprio	Delega	Totale
**D	CHURCH OF ENGLAND INVESTMENT FUND FOR PENSIONS	9.659	9.659	9.659
**D	ACORN 1998 TRUST	509	509	509
**D	EXELON PEACH BOTTOM UNIT 1 QUALIFIED FUND	322	322	322
**D	EXELON FITZPATRICK QUALIFIED FUND	353	353	353
**D	JOSHUA GREEN CORPORATION	1.581	1.581	1.581
**D	JTW TRUST NO. 3 UAD 9/19/02	2.315	2.315	2.315
**D	JTW TRUST NO. 1 UAD 9/19/02	1.591	1.591	1.591
**D	JTW TRUST NO. 5 UAD 9/19/02	710	710	710
**D	LTW INVESTMENTS LLC	2.665	2.665	2.665
**D	MORNINGSTAR UNCONSTRAINED ALL FD A SER O MORNINGSTAR FD TR	9.156	9.156	9.156
**D	OYSTER CREEK NUCLEAR GENERATING STATION QUALIFIED FUND	2.271	2.271	2.271
**D	SAMFORD UNIVERSITY PENSION PLAN TRUST	736	736	736
**D	S-ROBSON WALTON 1999 CHILDRENS TRUST	1.171	1.171	1.171
**D	VIRGINIA C.MARS REVOCABLE TRUST DATED AUGUST 6, 1991	406	406	406
**D	HRW TRUST NO 2 UAD 01/17/03	970	970	970
**D	HRW TESTAMENTARY TRUST NO. 10	998	998	998
**D	WHEELS COMMON INVESTMENT FUND	3.933	3.933	3.933
**D	S. ROBSON WALTON 2010 TRUST	870	870	870
**D	EXELON CORPORATION NUCLEAR DECOMMISSION TRUST - NON TAX QUAL	492	492	492
**D	USAA MASTER TRUST (PENSION AND RSP)	2.311	2.311	2.311
**D	BANK OF BOTSWANA	6.320	6.320	6.320
**D	INTERNATIONAL MONETARY FUND RETIRED STAFF BENEFITS INVESTMENT	8.257	8.257	8.257
**D	MERCY INVESTMENT SERVICES INC	5.170	5.170	5.170
**D	PUBLIC PENSION AGENCY	126.508	126.508	126.508
**D	PUBLIC PENSION AGENCY	99.476	99.476	99.476
**D	PUBLIC PENSION AGENCY	14.822	14.822	14.822
**D	STATE OF UTAH, SCHOOL AND INSTITUTIONAL TRUST FUNDS	13.079	13.079	13.079
**D	BEAT DRUGS FUND ASSOCIATION	771	771	771
**D	HONG KONG SAR GOVERNMENT EXCHANGE FUND	560.593	560.593	560.593
**D	BUNTING INTERNATIONAL DEVELOPED EQUITY TE LLC	1.087	1.087	1.087
**D	CARROLL AVENUE PARTNERS LLC	623	623	623
**D	CARNELIAN INVESTMENT MANAGEMENT LLC	14.733	14.733	14.733
**D	CHCP GLOBAL SECURITIES LP	146	146	146
**D	CENTERSQUARE INVESTMENT MANAGEMENT LLC	4.350	4.350	4.350
**D	DYNASTY INVEST, LTD	1.016	1.016	1.016
**D	DFI LP EQUITY (PASSIVE)	2.452	2.452	2.452
**D	DAZBOG HOLDINGS AFC LIMITED	698.863	698.863	698.863
**D	DAZBOG HOLDINGS BFC LIMITED	921.057	921.057	921.057
**D	DAZBOG HOLDINGS CFC LIMITED	192.950	192.950	192.950
**D	DAZBOG HOLDINGS EFC LIMITED	1.601.565	1.601.565	1.601.565
**D	DAZBOG HOLDINGS F5 LIMITED	101.365	101.365	101.365
**D	DAZBOG HOLDINGS HFC LIMITED	60.308	60.308	60.308
**D	DAZBOG HOLDINGS B5 LIMITED	146.192	146.192	146.192

LISTA ESITO DELLE VOTAZIONE
 Oggetto: Determinazione del numero dei componenti il Consiglio di Amministrazione
 FAVOREVOLI

Badge	Ragione Sociale	Proprio	Delega	Totale
**D	DAZBOG HOLDINGS MFC LIMITED	126.700	126.700	126.700
**D	EVA VALLEY MAI LLC	5.125	5.125	5.125
**D	FS OVERLAY C - PARAMETRIC	3.268	3.268	3.268
**D	FOURTH AVENUE INVESTMENT COMPANY.	4.192	4.192	4.192
**D	FIDDLER PARTNERS LLC	617	617	617
**D	THE BUNTING FAM INT DEVELOPED EQUITY LIMITED LIABILITY CO	3.055	3.055	3.055
**D	INTERNATIONAL EXPATRIATE BENEFIT MASTER TRUST	2.334	2.334	2.334
**D	INTERNATIONAL EQUITY FUND	6.209	6.209	6.209
**D	THE JBUT MASTER INVESTMENT PARTNERSHIP LLP	1.508	1.508	1.508
**D	THE JBTU MASTER INVESTMENT PARTNERSHIP - NON LENDING	59.128	59.128	59.128
**D	LAKE AVENUE INVESTMENTS, LLC	17.280	17.280	17.280
**D	LEGAL & GENERAL MSCI EAFE FUND, LLC	20.380	20.380	20.380
**D	LEHMAN-STAMM FAMILY PARTNERS LLC	602	602	602
**D	LTW GROUP HOLDINGS, LLC	10.526	10.526	10.526
**D	LUNA LLC	635	635	635
**D	LOY PARTNERSHIP, LLC	4.223	4.223	4.223
**D	MF INTERNATIONAL FUND LLC	805	805	805
**D	8ZA HOLDINGS, LLC	5.698	5.698	5.698
**D	NELKE PARTNERSHIP	2.148	2.148	2.148
**D	OHANA HOLDINGS LLC	186.100	186.100	186.100
**D	OMEGA FFIP LIMITED PARTNERSHIP	1.455	1.455	1.455
**D	ORIZABA, LP	19.554	19.554	19.554
**D	PRO-GEN INVESTMENTS LLC	715	715	715
**D	CINDY SPRINGS, LLC	20.341	20.341	20.341
**D	NTGI-QM COMMON DAILY ALL COUNWD EX-US INV MKT INDEX F NONLEND	13.911	13.911	13.911
**D	RDM LIQUID LLC	3.494	3.494	3.494
**D	ROTHKO ALL COUNTRY WORLD EX-US EQUITY FUND LP	1.227	1.227	1.227
**D	RAMI PARTNERS, LLC	15.809	15.809	15.809
**D	SENTINEL INTERNATIONAL FUND	1.186	1.186	1.186
**D	SENTINEL INTERNATIONAL TRUST	2.378	2.378	2.378
**D	SIM GLOBAL BALANCED TRUST.	568	568	568
**D	SILVER GROWTH FUND, LP	1.352	1.352	1.352
**D	GLOBAL BOND FUND	9.351	9.351	9.351
**D	FCM INTERNATIONAL LLC	1.033	1.033	1.033
**D	SHIMODA HOLDINGS, LLC	1.541	1.541	1.541
**D	MALACHITE 35 TRUST	10.125	10.125	10.125
**D	AVALON PORTFOLIO II, LLC	1.447	1.447	1.447
**D	804 INVESTMENTS LLC	4.125	4.125	4.125
**D	SUSTAINABLE INSIGHT GLOBAL ESG PASSIVE PLUS FUND, LLC	741	741	741
**D	INVESTMENTS SH LIMITED	76.375	76.375	76.375
**D	INVESTMENTS GENERAL MSCI EAFE SL FUND, LLC	17.933	17.933	17.933
**D	NTGI-QM COMMON DAILY EAFE INDEX FUND - LENDING	35.695	35.695	35.695
**D	NTGI-QM COMMON DAILY ALL COUNTRY WD EX-US EQ INDEX F - LEND	22.802	22.802	22.802



LISTA ESITO DELLE VOTAZIONI

Oggetto: Determinazione del numero dei componenti il Consiglio di Amministrazione

FAVOREVOLI

Badge	Regione Sociale	Proprio	Delega	Totale
**D	INTERNATIONAL MONETARY FUND STAFF RETIREMENT PLAN	34.599	34.599	34.599
**D	INTERNATIONAL MONETARY FUND STAFF RETIREMENT PLAN	6.146	6.146	6.146
**D	UNIT NAT RELIEF AND WORKS AG FOR PALEST REF IN THE NEAR EAST	2.238	2.238	2.238
**D	NATIONAL COUNCIL FOR SOCIAL SECURITY FUND, P.R.C	4.923	4.923	4.923
**D	NATIONAL COUNCIL FOR SOCIAL SECURITY FUND, P.R.C	34.474	34.474	34.474
**D	NGEE ANN POLYTECHNIC	123	123	123
**D	NATIONAL COUNCIL FOR SOCIAL SECURITY FUND, P.R.C	59.975	59.975	59.975
**D	FIDELITY SALEM STREET TRUST: FIDELITY FLEX INTERN INDEX FUND	7.127	7.127	7.127
**D	FIDELITY SALEM STREET TRUST FIDELITY SERIES GLOBAL EX U.S. INDEX FUND	161.924	161.924	161.924
**D	THE PARTNERS FUND	73.383	73.383	73.383
**D	HAGFORS LIMITED	6.469	6.469	6.469
**D	NEW ZEALAND SUPERANNUATION FUND	263.790	263.790	263.790
**D	ARIA INVESTMENTS TRUST	35.227	35.227	35.227
**D	MERCER PASSIVE INTERNATIONAL SHARES FUND	12.054	12.054	12.054
**D	QIC INTERNATIONAL EQUITIES FUND	3.672	3.672	3.672
**D	GOVERNMENT EMPLOYEES SUPERANNUATION BOARD	9.594	9.594	9.594
**D	GOVERNMENT EMPLOYEES SUPERANNUATION BOARD	233.275	233.275	233.275
**D	GOVERNMENT EMPLOYEES SUPERANNUATION BOARD	133.471	133.471	133.471
**D	LORD MAYORS CHARITABLE FUND	429	429	429
**D	PARTNERS GROUP GLOBAL MULTI-ASSET FUND	15.880	15.880	15.880
**D	QUEENSLAND INVESTMENT TRUST NO.2	5.946	5.946	5.946
**D	AUSTRALIA POST SUPERANNUATION SCHEME	2.165	2.165	2.165
**D	NORTHERN FUNDS INTERNATIONAL GROWTH EQUITY FUND	17.788	17.788	17.788
**D	FORD MOTOR COMPANY DEFINED BENEFIT MASTER TRUST	18.160	18.160	18.160
**D	JTW TRUST NO. 4 UAD 9/19/02	2.817	2.817	2.817
**D	JTW TRUST NO. 2 UAD 9/19/02	2.039	2.039	2.039
**D	MICHIGAN CATHOLIC CONFERENCE MASTER PENSION TRUST	1.661	1.661	1.661
**D	NORTHERN MULTI MANAGER GLOBAL LISTED INFRASTRUCTURE FUND	2.003.299	2.003.299	2.003.299
**D	MICHIGAN CATHOLIC CONFERENCE	563	563	563
**D	NORTHERN FUNDS - INTERNATIONAL EQUITY INDEX FUND	191.281	191.281	191.281
**D	MASTER TR AGREE BETWEEN PFIZER INC AND THE NORTHERN TR CO	6.485	6.485	6.485
**D	PRESBYTERIAN CHURCH (USA) FOUNDATION	4.678	4.678	4.678
**D	NORTHERN TRUST GLOBAL INVESTMENTS COLLECTIVE FUNDS TRUST	1.282.148	1.282.148	1.282.148
**D	NATIONAL RAILROAD RETIREMENT INVESTMENT TRUST	5.024	5.024	5.024
**D	VOL EMPL BEN ASS OF THE NON-REPR EMPL OF SOUT CAL EDISON CO	1.633	1.633	1.633
**D	1999 VOL EMPL BEN ASS NON-REPR EMPL OF SOUT CAL EDISON CO	981	981	981
**D	SAMFORD UNIVERSITY	352	352	352
**D	THE TRUSTEES OF THE HENRY SMITH CHARITY	14.226	14.226	14.226
**D	TRINITY COLLEGE CAMBRIDGE	3.420	3.420	3.420
**D	HRW TESTAMENTARY TRUST NO 3	2.073	2.073	2.073
**D	HRW TESTAMENTARY TRUST NO 1	2.573	2.573	2.573
**D	HRW TRUST NO 1 UAD 01/17/03	970	970	970
**D	HRW TESTAMENTARY TRUST NO. 11	2.568	2.568	2.568

Azionisti:

1.384 Teste:

Azionisti in proprio: 10

Azionisti in delega: 1.374

Pagina 32

LISTA ESITO DELLE VOTAZIONI

Oggetto: Determinazione del numero dei componenti il Consiglio di Amministrazione
FAVOREVOLI

Badge	Ragione Sociale	Proprio	Delega	Totale
**D	HRW TESTAMENTARY TRUST NO 6		2.099	2.099
**D	HRW TESTAMENTARY TRUST NO 4		2.041	2.041
**D	HRW TESTAMENTARY TRUST NO. 9		1.771	1.771
**D	HRW TESTAMENTARY TRUST NO. 8		2.472	2.472
**D	HRW TESTAMENTARY TRUST NO 2		1.679	1.679
**D	HRW TESTAMENTARY TRUST NO. 7		2.729	2.729
**D	HRW TRUST NO 4 UAD 01/17/03		1.152	1.152
**D	HRW TESTAMENTARY TRUST NO 5		2.158	2.158
**D	HRW TESTAMENTARY TRUST NO. 12		3.451	3.451
**D	HRW TRUST NO 3 UAD 01/17/03		1.152	1.152
**D	BANNER HEALTH		137.500	137.500
**D	CHEVRON MASTER PENSION TRUST		13.208	13.208
**D	CSAA INSURANCE EXCHANGE		20.228	20.228
**D	A.I.DUPONT TESTAMENTARY TRUST		10.556	10.556
**D	SPARTAN GROUP TRUST FOR EMPLOYEE BENEFIT PLANS		95.622	95.622
**D	FRESNO COUNTY EMPLOYEES' RETIREMENT ASSOCIATION		1.487	1.487
**D	STICHTING INSTITUUT GAK		1.234	1.234
**D	GUIDE STONE FUNDS INTERNATIONAL EQUITY INDEX FUNDS		2.326	2.326
**D	GENERAL PENSION AND SOCIAL SECURITY AUTHORITY		16.972	16.972
**D	ILLINOIS MUNICIPAL RETIREMENT FUND		314.250	314.250
**D	LOS ANGELES CITY EMPLOYEES RETIREMENT SYSTEM		49.347	49.347
**D	CITY OF LOS ANGELES FIRE AND POLICE PENSION PLAN		540	540
**D	LOCKHEED MARTIN CORPORATION MASTER RETIREMENT TRUST		15.375	15.375
**D	MONTGOMERY COUNTY CONSOLIDATED RET HEALTH BENEFITS TR		8.875	8.875
**D	MONTGOMERY COUNTY EMPLOYEES' RETIREMENT SYSTEM		47.557	47.557
**D	UTAH STATE RETIREMENT SYSTEMS		76.738	76.738
**D	WILSHIRE INTERNATIONAL EQUITY FUND		2.484	2.484
**D	WYOMING RETIREMENT SYSTEM		2.230	2.230
**D	FORD MOTOR COMPANY OF CANADA, LIMITED PENSION TRUST		3.072	3.072
**D	HSBC GLOBAL EQUITY FUND.		15.330	15.330
**D	HSBC INTERNATIONAL EQUITY POOLED FUND		28.978	28.978
**D	HALIFAX REGIONAL MUNICIPALITY MASTER TRUST		5.160	5.160
**D	FUTURE FUND BOARD OF GUARDIANS FOR AND OBO FUTURE FUND		56.351	56.351
**D	MRF INVESTMENT COMPANY NO. 2 PTY LTD		140.179	140.179
**D	IBM DIVERSIFIED GLOBAL EQUITY FUND		12.091	12.091
**D	THE BANK OF IRELAND STAFF PENSIONS FUND		132.050	132.050
**D	FONDA SASTICHTING HEINEKEN PENSIOENFONDS		11.102	11.102
**D	THE TRUSTEE OF IBM PENSION PLAN		10.217	10.217
**D	SASTICHTING PENSIOENFONDS SAGITTARIUS		16.446	16.446
**D	THE TRUSTEES OF CHEVRON UK PENSION PLAN		26.235	26.235
**D	THE BOARD OF THE PENSION PROTECTION FUND		6.350	6.350
**D	SASTICHTING PENSIOENFONDS VAN DE METALEKTRO (PME)		172.385	172.385
**D	NORTHERN TRUST UCITS COMMON CONTRACTUAL FUND		208.406	208.406



Pagina 33

1.384 Teste: 17
10 Azionisti in delega: 1.374

Azionisti in proprio:

LISTA ESITO DELLE VOTAZIONE


Oggetto: Determinazione del numero dei componenti il Consiglio di Amministrazione

FAVOREVOLI

Badge	Ragione Sociale	Proprio	Delega	Totale
**D	PUBLIC EMPLOYERS RETIREMENT ASSOCIATION OF COLORADO	127.987	127.987	127.987
**D	COLONIAL FIRST STATE INVESTMENT FUND 50	9.810	9.810	9.810
**D	COMMONWEALTH GLOBAL LISTED INFRASTRUCTURE FUND 6	1.401.291	1.401.291	1.401.291
**D	COMMONWEALTH GLOBAL LISTED INFRASTRUCTURE FUND 4	169.551	169.551	169.551
**D	COLONIAL FIRST STATE WHOLESale GLOBAL LISTED INFR SEC F	1.172.261	1.172.261	1.172.261
**D	COLONIAL FIRST STATE WHOLESale INDEXED GLOBAL SHARE FUND	17.787	17.787	17.787
**D	COMMONWEALTH GLOBAL SHARE FUND 29	142	142	142
**D	MUNICIPAL EMPLOYEES' ANNUITY AND BENEFIT FUND OF CHICAGO	3.827	3.827	3.827
**D	INVESTCO ITALIAN HOLDINGS SRL	66.513.016	66.513.016	66.513.016
**D	LEGAL & GENERAL FUTURE WORLD CLIMATE CHANGE EQ FACTORS IND FD	5.824	5.824	5.824
**D	LEGAL & GENERAL GLOBAL EQUITY INDEX FUND	2.117	2.117	2.117
**D	LEGAL & GENERAL GLOBAL INFRASTRUCTURE INDEX FUND	103.895	103.895	103.895
**D	LEGAL&GENERAL EUROPEAN INDEX TRUST	328.449	328.449	328.449
**D	LEGAL & GENERAL INTERNATIONAL INDEX TRUST	27.205	27.205	27.205
**D	SSGA GROSS ROLL UP UNIT TRUST	17.781	17.781	17.781
**D	LEGAL & GENERAL ICAV	11.301	11.301	11.301
**D	NORTHERN TRUST INVESTMENT FUNDS PUBLIC LIMITED COMPANY	31.204	31.204	31.204
**D	LEGAL & GENERAL AUTHORISED CONTRACTUAL SCHEME	7.860	7.860	7.860
**D	BLACKROCK AUTHORISED CONTRACTUAL SCHEME I	368.284	368.284	368.284
**D	BLACKROCK AUTHORISED CONTRACTUAL SCHEME 1	13.432	13.432	13.432
**D	BRITISH COLUMBIA INVESTMENT MANAGEMENT CORPORATION	139.151	139.151	139.151
**D	STATE TEACHERS RETIREMENT SYSTEM OF OHIO	79.192	79.192	79.192
**D	BANCO NACIONAL DE PANAMA, ACTING AS TRUSTEE OF THE FIDEICOMISO DE FONDO DE AHORRO DE PANAMA	1.440	1.440	1.440
**D	LGPS CENTRAL AUTHORISED CONTRACTUAL SCHEME	133.000	133.000	133.000
**D	UBS COMMON CONTRACTUAL FUND	6.918	6.918	6.918
**D	BORDER TO COAST AUTHORISED CONTRACTUAL SCHEME	315.407	315.407	315.407
**D	CLEARWATER INTERNATIONAL FUND	2.238	2.238	2.238
**D	STICHTING BEDRIJFTAKPENSIOENFONDS VOOR HET LEVENSMIDD	16.250	16.250	16.250
**D	KOMMUNAL LANDSPENSIOENSKASSE GJENSIDIG FORSIKRINGSSELSKAP	35.799	35.799	35.799
**D	VERDIPAPIRFONDET KLP AKSJEGLOBAL INDEKS 1	57.877	57.877	57.877
**D	VERDIPAPIRFONDET KLP AKSJEEUROPA INDEKS 1	30.261	30.261	30.261
**D	STICHTING BEDRIJFT VOOR HET SCHOONMAAK EN GLAZ	14.818	14.818	14.818
**D	STICHTING PENSIOENFONDS CAMPINA	4.290	4.290	4.290
**D	STICHTING BEDRIJFT VOOR HET BEROEPSVERVOER OVER DE WEG	55.684	55.684	55.684
**D	STICHTING PENSIOENFONDS ING	88.567	88.567	88.567
**D	NORTHERN TRUST UCITS FGR FUND	58.010	58.010	58.010
**D	ROBECO INSTITUTIONAL UMBRELLA FUND	88.567	88.567	88.567
**D	STICHTING BEDRIJFTAKPENSIOEN FONDS VOOR DE DETAILHANDEL	5.489	5.489	5.489
**D	JOHN HANCOCK HEDGED EQUITY AND INCOME FUND	94.449	94.449	94.449
**D	MEDIOLANUM GESTIONE FONDI SGR - FLESSIBILE FUTURO ITALIA	4.684	4.684	4.684
**D	EURIZON CAPITAL SGR - EURIZON AZIONI AREA EURO	1.040.000	1.040.000	1.040.000
**D	EURIZON CAPITAL SGR - EURIZON PROGETTO ITALIA 70	7.789	7.789	7.789
**D	EURIZON CAPITAL SGR - EURIZON AZIONI ITALIA	240.544	240.544	240.544
**D	EURIZON CAPITAL SGR - EURIZON AZIONI ITALIA	374.467	374.467	374.467

LISTA ESITO DELLE VOTAZIONE
 Oggetto: Determinazione del numero dei componenti il Consiglio di Amministrazione
 FAVOREVOLI

Badge	Regione Sociale	Proprio	Delega	Totale
**D	EURIZON CAPITAL SGR - EURIZON PIR ITALIA AZIONI	28.625	28.625	28.625
**D	EURIZON CAPITAL SGR - EURIZON PROGETTO ITALIA 40	244.228	244.228	244.228
**D	EUFI - EQUITY ITALY	116.837	116.837	116.837
**D	EUFI - EQUITY EUROPE LTE	23.769	23.769	23.769
**D	EUFI - EQUITY EURO LTE	14.150	14.150	14.150
**D	EUFI - EQUITY ITALY SMART VOLATILITY	30.708	30.708	30.708
**D	STICHTING BEDRIJFSPENSIOENFONDSVOOR DE LANDBOUW MANDAAT BLACKRO	142.589	142.589	142.589
**D	STG PFDS ACHMEA MANDAAT BLACKROCK	20.820	20.820	20.820
**D	STICHTING PENSIOENFONDS WOMEN	12.541	12.541	12.541
**D	STICHTING J.F. ASR ES G INDEXPLUS INST. FONDSSEN INZAKE EUROPA	32.738	32.738	32.738
**D	THE CANADA LIFE ASSURANCE COMPANY	64.017	64.017	64.017
**D	RENAISSANCE INTERNATIONAL EQUITY PRIVATE POOL	57.655	57.655	57.655
**D	THE GREAT-WEST LIFE ASSURANCE COMPANY	803	803	803
**D	COUNSEL DEFENSIVE GLOBAL EQUITY	26.400	26.400	26.400
**D	INVESTORS GLOBAL INFRASTRUCTURECLASS	733.294	733.294	733.294
**D	LONDON LIFE INSURANCE COMPANY	62.080	62.080	62.080
**D	GLOBAL INFRASTRUCTURE EQUITY FUND LONDON CAPITAL	17.746	17.746	17.746
**D	MACKENZIE DIVERSIFIED ALTERNATIVES FUND	3.032	3.032	3.032
**D	MACKENZIE MAXIMUM DIVERS. ALL WORLD DEVELOPED EX NORTH AMERICA IE	216	216	216
**D	MACKENZIE INTERNATIONAL EQUITY INDEX ETF	13.000	13.000	13.000
**D	MACKENZIE MAX DIVERSIFICATION DEVELOPED EUR INDEX ETF	9.082	9.082	9.082
**D	MACKENZIE MAX DIVERSIFICATION ALL WORLD DEVELOPED IND ETF	96.434	96.434	96.434
**D	THE GLENORE CANADIAN PENSION FUNDS TRUST-FOREIGN EQUITY FUND	77.983	77.983	77.983
**D	THE GLENORE CANADIAN PENSION FUNDS TRUST-FOREIGN EQUITY FUND	1.275.951	1.275.951	1.275.951
**D	RENAISSANCE GLOBAL INFRASTRUCTURE FUND	184.000	184.000	184.000
**D	RENAISSANCE REAL ASSETS PRIVATEPOOL	125.663	125.663	125.663
**D	TD EMERALD INTERNATIONAL EQUITYINDEX FUND	19.639	19.639	19.639
**D	TD INTERNATIONAL INDEX FUND	3.749	3.749	3.749
**D	TD EUROPEAN INDEX FUND	631	631	631
**D	TD INTERNATIONAL EQUITY INDEX ETF	224.543	224.543	224.543
**D	PUBLIC SECTOR PENSION INVESTMENT BOARD	21.165	21.165	21.165
**D	IMPERIAL INTERNATIONAL EQUITY POOL	314	314	314
**D	IMPERIAL OVERSEAS EQUITY POOL	35.700	35.700	35.700
**D	WOODBIDGE INVESTMENTS CORPORATION	22.228	22.228	22.228
**D	WINDWISE MSCI EAFE INDEX NON-LENDING, FUND FOR EXEMPT ORG.	9.584	9.584	9.584
**D	CIBC EUROPEAN INDEX FUND	3.528	3.528	3.528
**D	CIBC POOLED INTERNATIONAL EQUITY INDEX FUND	2.247	2.247	2.247
**D	WINDWISE MSCI EAFE INDEX NON-LENDING, FUND FOR EXEMPT ORG.	148.230	148.230	148.230
**D	WINDWISE MSCI EAFE INDEX NON-LENDING, FUND FOR EXEMPT ORG.	35.303	35.303	35.303
**D	WINDWISE MSCI EAFE INDEX NON-LENDING, FUND FOR EXEMPT ORG.	6.736	6.736	6.736
**D	WINDWISE MSCI EAFE INDEX NON-LENDING, FUND FOR EXEMPT ORG.	772	772	772
**D	WINDWISE MSCI EAFE INDEX NON-LENDING, FUND FOR EXEMPT ORG.	150.000	150.000	150.000



LISTA ESITO DELLE VOTAZIONE

Oggetto: Determinazione del numero dei componenti il Consiglio di Amministrazione

FAVOREVOLI

Badge	Ragione Sociale	Proprio	Delega	Totale
**D	ALLIANZ ITALIA 50 SPECIAL	1	7.000	7.000
6787	CARADONNA GIANFRANCO MARIA	12		12
6901	REALE DAVIDE GIORGIO	5		5
6914	RODINO` WALTER			
6940	GARRI` GERARDINO	1		1
RL*	D&C GOVERNANCE TECHNOLOGIES			
6975	CAPPELLI ROBERTO			
DE*	SINTONIA SPA		249.833.818	249.833.818
7025	GRANATA ALFREDO			
DE*	INARCASSA - CASSA NAZIONALE DI PREVIDENZA ED ASSISTENZA PER		2.013.720	2.013.720
7153	MICUGGI CECCHI GIANLUCA			
DE*	BRECCIA GIUSEPPINA		5	5
7284	BOTTIN MASSIMO			
DE*	FONDAZIONE CASSA DI RISPARMIO DI TORINO		41.376.972	41.376.972
7523	PEDINI LUCIANO			
RL*	GIGLIO SERVIZI AMBIENTALI E BONIFICHE SRL	105		105
7568	FIorentini GIANLUCA	11		11
7569	VITANGELI GIORGIO	5		5

Totale voti 621.605.431

Percentuale votanti % 99,644750

Percentuale Capitale % 75,274580

Azionisti:
Azionisti in proprio:

1.384

Teste:

10 Azionisti in delega:

17

1.374

Assemblea Ordinaria del 18 aprile 2019ESITO VOTAZIONE

Oggetto : **Nomina degli Amministratori per gli esercizi 2019-2020-2021**

Hanno partecipato alla votazione:

-n° 1.426 azionisti,
portatori di n° 623.821.559 azioni ordinarie, tutte ammesse al voto,
pari al 75,542947% del capitale sociale.

Hanno votato:

		% su Azioni Ordinarie
LISTA 1	398.876.583	63,940814
LISTA 2	223.260.446	35,789152
SubTotale	622.137.029	99,729966
Contrari	<u>732.163</u>	0,117367
SubTotale	622.869.192	99,847333
Astenuti	628.765	0,100792
Non Votanti	<u>323.602</u>	0,051874
SubTotale	952.367	0,152667
Totale	<u>623.821.559</u>	100,000000

Ai sensi dell'art. 135-undecies del TUF **non sono computate** ai fini del calcolo della maggioranza e del capitale richiesto per l'approvazione della delibera numero 0 azioni pari al **0,000000%** delle azioni rappresentate in aula.



Assemblea Ordinaria del 18 aprile 2019

LISTA ESITO DELLE VOTAZIONE

Oggetto: Nomina degli Amministratori per gli esercizi 2019-2020-2021


CONTRARI

Badge	Ragione Sociale	Proprio	Delega	Totale
6674	AGOSTINI ANTONIO		15.701	15.701
**D	FONDS DE SOLIDARITE DES TRAV. QUEBEC FTQ		59.726	59.726
**D	SUNAMERICA EQUITY FUNDS SUNAMERICA INTERNATIONAL DIV ST FUND		8.799	8.799
**D	SUNAMERICA SPECIALTY SERIES AIG INCOME EXPLORER FUND		5.090	5.090
**D	SEASONS SERIES TRUST SA MULTI-MANAGED INT EQUITY PTF		14.400	14.400
**D	SUNAMERICA SERIES TRUST - SA INTERNATIONAL INDEX PORTFOLIO		593.313	593.313
**D	CALIFORNIA STATE TEACHERS RETIREMENT SYSTEM		35.133	35.133
**D	VALIC COMPANY I - INTERNATIONAL EQUITIES FUND	1		
7068	BAVA MARCO GEREMIA CARLO			1

Totale voti 732.163

Percentuale votanti % 0,117367

Percentuale Capitale % 0,088663

Azionisti:
Azionisti in proprio:8 Teste:
1 Azionisti in delega:

Pagina 1

2
7

Assemblea Ordinaria del 18 aprile 2019

LISTA ESITO DELLE VOTAZIONE

Oggetto: Nomina degli Amministratori per gli esercizi 2019-2020-2021

ASTENUTI

Badge	Ragione Sociale	Proprio	Delega	Totale
6674	AGOSTINI ANTONIO		8.638	8.638
**D	ARTEMIS FUNDS (LUX)		25.000	25.000
**D	THE MASTER TRUST BANK OF JAPAN LTD		180.723	180.723
**D	ARTEMIS GLOBAL EQUITY INCOME FUND		158.157	158.157
**D	ARTEMIS MONTHLY DISTRIBUTION FUND		97.205	97.205
**D	ACCIDENT COMPENSATION CORPORATION		35.367	35.367
**D	FLORIDA LLC		12.128	12.128
**D	THE CARL VICTOR PAGE MEMORIAL FNDN		534	534
**D	U S BANK NATIONAL ASSOCIATION		80.000	80.000
**D	REAVES UTILITY INCOME FUND			
6940	GARRI GERARDINO	1		1
RL*	D&C GOVERNANCE TECHNOLOGIES			
7079	D'ATRI GIANFRANCO		1	1
DE*	D'ATRI STELLA			
7307	CARILE DOMENICO	31.000		31.000
7568	FIORENTINI GIANLUCA	11		11
Totale voti	628.765			
Percentuale votanti %	0,100792			
Percentuale Capitale %	0,076142			

Azionisti in proprio: 13

Azionisti in delega: 3

Azionisti in delega: 3

Azionisti in delega: 10

Pagina 2

18 aprile 2019 15.06.23

Atlantia S.p.A.

Assemblea Ordinaria del 18 aprile 2019

LISTA ESITO DELLE VOTAZIONE

Oggetto: Nomina degli Amministratori per gli esercizi 2019-2020-2021

NON VOTANTI

Badge	Ragione Sociale	Proprio	Delega	Totale
6674	AGOSTINI ANTONIO		323.600	323.600
**D	ARIE & IDA CROWN MEMORIAL			
7231	BEFANI GUIDO	1	1	1
DE*	BLOCKCHAIN GOVERNANCE			
DE*	INVESTIMENTI SUD ITALIA S.R.L.	1	1	1

Totale voti 323.602
 Percentuale votanti % 0,051874
 Percentuale Capitale % 0,039187




Azionisti:
 Azionisti in proprio:

3 Teste:
 0 Azionisti in delega:

Pagina 3

2
3

Assemblea Ordinaria del 18 aprile 2019

LISTA ESITO DELLE VOTAZIONE

Oggetto: Nomina degli Amministratori per gli esercizi 2019-2020-2021

FAVOREVOLI alla LISTA 1

Badge	Ragione Sociale	Proprio	Delega	Totale
6017	CHIGNOLI GIORGIO	1		1
6034	BOVE KATRIN	7		7
6313	LAPONTE ALBERTO			
DE*	GARRI GERARDINO		1	1
6390	GIORDANA ROBERTO			
DE*	FONDAZIONE CASSA DI RISPARMIO DI CUNEO		2.283.500	2.283.500
6415	DI CIANNI EMILIO LUIGI	1		1
6674	AGOSTINI ANTONIO			
**D	CORONATION GLOBAL OPPORTUNITIES FUND		144.717	144.717
**D	THORNBURG INTERNATIONAL EQUITY		4.433	4.433
**D	THORNBURG GLOBAL EQUITY FUND		134.917	134.917
**D	THORNBURG INTERNATIONAL EQUITY FUND		2.354	2.354
**D	THORNBURG GLOBAL INVESTMENT PLC		146.895	146.895
**D	CORNERSTONE ADVIS GLOBAL PUBLIC EQUITY F		50.321	50.321
**D	ACTIAM RESPONSIBLE INDEX FUND EQUITY EUR		123.595	123.595
**D	FIDELITY INVESTMENTS MONEY MANAGEMENT INC		1.326	1.326
**D	TALOS CAPITAL DESIGNATED ACTIVITY COMPAN		12.656.265	12.656.265
**D	WILM MULTI MGR ED JO HAMBRO		121.400	121.400
**D	FIREFLIGHTERS' RETIREMENT SYSTEM		110.461	110.461
**D	CASTLE HOOK MASTER FUND LTD C/O CASTLE HOOK PARTNERS LP		78.646	78.646
**D	QUANTUM PARTNERS LP CO SOROS FUND MANAGEMENT LLC ACTING AS FUND MANAGER		449.340	449.340
**D	NAYA MANAGEMENT LLP		858.334	858.334
**D	GOVERNMENT OF SINGAPORE		1.471.088	1.471.088
**D	MONETARY AUTHORITY OF SINGAPORE		77.733	77.733
**D	THORNBURG INTERNATIONAL VALUE FUND		1.454.856	1.454.856
**D	THORNBURG INVESTMENT INCOME BUILDER FUND		12.216.878	12.216.878
**D	THORNBURG GLOBAL OPPORTUNITIES FUND		2.794.911	2.794.911
**D	THORNBURG SUMMIT FUND		9.410	9.410
**D	DAZBOG HOLDINGS AFC LIMITED		698.863	698.863
**D	DAZBOG HOLDINGS BFC LIMITED		921.057	921.057
**D	DAZBOG HOLDINGS CFC LIMITED		192.950	192.950
**D	DAZBOG HOLDINGS EFC LIMITED		1.601.565	1.601.565
**D	DAZBOG HOLDINGS F5 LIMITED		101.365	101.365
**D	DAZBOG HOLDINGS HFC LIMITED		60.308	60.308
**D	DAZBOG HOLDINGS B5 LIMITED		146.192	146.192
**D	DAZBOG HOLDINGS MFC LIMITED		126.700	126.700
**D	INVESTCO ITALIAN HOLDINGS SRL		66.513.016	66.513.016
**D	THE GLENORE CANADIAN PENSION FUNDS TRUST-FOREIGN EQUITY FUND		96.434	96.434
6787	CARADONNA GIANFRANCO MARIA	1		1
6901	REALE DAVIDE GIORGIO	12		12
6914	RODINO WALTER	5		5
6975	CAPELLI ROBERTO			
DE*	SINTONIA SPA		249.833.818	249.833.818

Azionisti:

Azionisti in proprio: 46

Azionisti in delega: 10

Azionisti in delega: 10

Azionisti in delega: 17

Azionisti in delega: 36

Pagina 4

Assemblea Ordinaria del 18 aprile 2019

LISTA ESITO DELLE VOTAZIONE

Oggetto: Nomina degli Amministratori per gli esercizi 2019-2020-2021

FAVOREVOLI alla LISTA 1

Badge	Regione Sociale	Proprio	Delega	Totale
7025	GRANATA ALFREDO			
DE*	INARCASSA - CASSA NAZIONALE DI PREVIDENZA ED ASSISTENZA PER	2.000	2.013.720	2.013.720
7151	CHIURAZZI LUIGI			
7153	MICUCCI CECCHI GIANLUCA	100	5	100
DE*	BRECCIA GIUSEPPINA			
7275	NOTARFONZO ARNALDO			
7284	BOTTIN MASSIMO			
DE*	FONDAZIONE CASSA DI RISPARMIO DI TORINO			
7523	PEDINI LUCIANO	105	41.376.972	41.376.972
RL*	GIGLIO SERVIZI AMBIENTALI E BONIFICHE SRL	5		105
7569	VITANGELI GIORGIO			5

Totale voti 398.876.583
 Percentuale votanti % 63,940814
 Percentuale Capitale % 48,302775




Azionisti:
 Azionisti in proprio:

46 Teste:
 10 Azionisti in delega:

17

36

Pagina 5



Assemblea Ordinaria del 18 aprile 2019

LISTA ESITÒ DELLE VOTAZIONE

Oggetto: Nomina degli Amministratori per gli esercizi 2019-2020-2021

FAVOREVOLI alla LISTA 2

Badge	Ragione Sociale	Propricio	Delega	Totale
6174	AMBRUZZI DANIELA	616		616
6674	AGOSTINI ANTONIO			
**D	ARCA FONDI SGR - FONDO ARCA AZIONI ITALIA	400.000	400.000	400.000
**D	FRANKLIN TEMPLETON INVESTMENT FUNDS	79.094	79.094	79.094
**D	KEMPER INTERNATIONAL FUNDS	5.577	5.577	5.577
**D	T. ROWE PRICE FUNDS SICAV	366	366	366
**D	JPMORGAN FUNDS (IRELAND) ICAV	280	280	280
**D	AVIVA INVESTORS	1.156.809	1.156.809	1.156.809
**D	ARK LIFE ASSURANCE COMPANY LIMITED	23.839	23.839	23.839
**D	BLACKROCK INDEX SELECTION FUND	367.101	367.101	367.101
**D	MORGAN STANLEY INVESTMENT FUNDS	470.693	470.693	470.693
**D	THE PARTNERS FUND SICAV LRI INVEST S.A.	6.703	6.703	6.703
**D	GENERALI SMART FUNDS SICAV	29.645	29.645	29.645
**D	GENERALI DIVERSIFICATION	70.480	70.480	70.480
**D	GIE ALLEANZA OBBLIGAZIONARIO	54.284	54.284	54.284
**D	RBC ISB - MMA VIE SA	702.873	702.873	702.873
**D	NMM5 GIEP PTN ACCOUNT	45.809	45.809	45.809
**D	NMM5-WIEQ-CNS ACCOUNT	10.000	10.000	10.000
**D	DEAM EQUITIES L	126.404	126.404	126.404
**D	SCHWAB INTERNATIONAL INDEX FUND	171.930	171.930	171.930
**D	THE MASTER TRUST BANK OF JAPAN LTD	293	293	293
**D	THE MASTER TRUST BANK OF JAPAN LTD	509	509	509
**D	FIDELITY FUNDS SICAV	2.893.282	2.893.282	2.893.282
**D	ING DIRECT	45.765	45.765	45.765
**D	THE MASTER TRUST BANK OF JAPAN LTD	52.412	52.412	52.412
**D	AMP CAPITAL GLOBAL LISTED INFRASTRUCTURE FUND	18.527	18.527	18.527
**D	GIM SPECIALIST INVESTMENT FUNDS	12.809	12.809	12.809
**D	THE MASTER TRUST BANK OF JAPAN LTD	4.284	4.284	4.284
**D	MF PICTET MULTI ASSET FUND	6.751	6.751	6.751
**D	JAPAN TRUSTEE SERVICES BANK LTD	6.027	6.027	6.027
**D	THE MASTER TRUST BANK OF JAPAN LTD	2.052	2.052	2.052
**D	JAPAN TRUSTEE SERVICES BANK LTD	2.117	2.117	2.117
**D	FIDELITY SAL ST FIDELITY GLOBAL EX US IN	124.653	124.653	124.653
**D	VANGUARD FUNDS PLC	264.224	264.224	264.224
**D	LCAM GLOBAL EQUITY FUNDS	4.597	4.597	4.597
**D	SCHWAB FUNDAMENTAL INTERNATIONAL LARGE COMPANY INDEX FUND	44.385	44.385	44.385
**D	MACQUARIE GLOBAL LISTED INFRASTRUCTURE C	126.047	126.047	126.047
**D	SEI INSTITUTIONAL MANAGED TRUST MULTI-AS	3.095	3.095	3.095
**D	VANGUARD INVESTMENT SERIES PLC	249.245	249.245	249.245
**D	VANGUARD INVESTMENT SERIES PLC	187.689	187.689	187.689
**D	VANGUARD INVESTMENT SERIES PLC	130.464	130.464	130.464
**D	LOS ANGELES CAPITAL GLOBAL FUND PLC	20.589	20.589	20.589
**D	FIDELITY SALEM STREET TRUST: SPARTAN TOTAL INTERNATIONAL INDEX FUND	47.802	47.802	47.802

Azionisti:

1.356 Teste:

3

Azionisti in proprio:

2

Azionisti in delega:

1.354

Pagina 6

LISTA ESITO DELLE VOTAZIONE


Oggetto: Nomina degli Amministratori per gli esercizi 2019-2020-2021

FAVOREVOLI alla LISTA 2

Badge	Ragione Sociale	Proprio	Delega	Totale
**D	SEI INST.MAN.TRUST - MIM VOLAT.FUND		9.488	9.488
**D	FIDELITY UCITS ICAY		15.203	15.203
**D	FIDELITY SALEM STREET TRUST: FIDELITY SAI INTERNATIONAL VALUE INDEX FUND		100.785	100.785
**D	FIDELITY UCITS II ICAY		1.348	1.348
**D	VARIABLE INSURANCE PRODUCTS FUND II: INTERNATIONAL INDEX PORTFOLIO		1.648	1.648
**D	FIDELITY SALEM STREET TRUST: FIDELITY ZERO INTERNATIONAL INDEX FUND		18.394	18.394
**D	FIDELITY CONCORD STREET TRUST: FIDELITY SERIES INTERNATIONAL INDEX FUND		2.445	2.445
**D	MONDRIAN GLOBAL LISTED INFRASTRUCTURE FUND		2.408	2.408
**D	COHEN & STEERS GLOBAL LIST. INER.FD		72.824	72.824
**D	NUVEEN GLOBAL INFRASTRUCTURE FUND		692.909	692.909
**D	ADVISOR MANAGED TRUST - TACTICAL OFFENSI		4.314	4.314
**D	CORNERSTONE ADVISORS GLOBAL PUBLIC EQUITY FUND		3.898	3.898
**D	PANAGORA RISK PARITY M.A.C.FD		952	952
**D	BAYVK G2 FONDS		10.636	10.636
**D	UNIVERSAL-CAV		20.601	20.601
**D	BAYVK A4 FONDS		32.929	32.929
**D	ALLIANZGI FONDS ALLRA		2.610	2.610
**D	ALLIANZGI FONDS USES		4.770	4.770
**D	ALLIANZGI FONDS DUNHILL		2.390	2.390
**D	ALLIANZGI FONDS PF1		8.864	8.864
**D	ALLIANZGI FONDS PFALCO		15.253	15.253
**D	ALLIANZGI FONDS AESAN		26.910	26.910
**D	ALLIANZGI FONDS AMEV		18.760	18.760
**D	KREBSHILFE 2 FONDS		2.780	2.780
**D	ALLIANZGI FONDS CAESAR		4.420	4.420
**D	ALLIANZGI FONDS AFE		3.454	3.454
**D	SDK K3 FONDS		1.860	1.860
**D	ALLIANZGI FONDS DPF DILLINGER PENSIONSFO		8.694	8.694
**D	PARVEST		25.708	25.708
**D	BNP PARIBAS L1		218.045	218.045
**D	BNP PARIBAS EASY		107.625	107.625
**D	BNP PARIBAS B PENSION GROWTH		63.571	63.571
**D	BNP PARIBAS B PENSION STABILITY		23.327	23.327
**D	METROPOLITAN RENTASTRO		109.186	109.186
**D	BNP PARIBAS B PENSION BALANCED		254.733	254.733
**D	SAMUS HENDERSON INSTITUTIONAL EUROPEAN INDEX OPPORTUNITIES FUND		38.364	38.364
**D	ENHANCED INDEX INTERNATIONAL SHARE FUND		49.993	49.993
**D	AMERICAN CATHOLIC SUPERAN RETIREM FUND		4.997	4.997
**D	AMERICAN CATHOLIC INFRASTRUCTURE FUND		285.033	285.033
**D	AMERICAN CATHOLIC HEDGED GL SHS MULTI MAN FUND		7.837	7.837
**D	AMP INTERNATIONAL EQUITY INDEX FUND HEDG		47.610	47.610
**D	FIRST STATE INVESTMENTS GLOBAL LISTED IN		219.577	219.577
**D	IRAP SPEC INV STR INT SHARESTRATEGY NO 1		3.640	3.640



Pagina 7

3
1.354Azionisti in proprio: 1.356 Teste: 3
Azionisti in delega: 2 Azionisti in delega: 1.354

LISTA ESITO DELLE VOTAZIONE

Oggetto: Nomina degli Amministratori per gli esercizi 2019-2020-2021


FAVOREVOLI alla LISTA 2

Badge	Regione Sociale	Proprio	Delega	Totale
**D	AMP GLOBAL LISTED INFRASTR INDEX FUND HED	194.707	194.707	194.707
**D	UNISUPER	4.463	4.463	4.463
**D	WHOLESALE UNIT TRUST GL. INFRASTRUCTURE F	51.421	51.421	51.421
**D	AMP CAPITAL GLOBAL LISTED INFRASTR. FD	98.321	98.321	98.321
**D	BPSS SYD/UNISUPER	730.445	730.445	730.445
**D	WHOLESALE UNIT TRU MSCI GLOB IND SHAR FU	2.735	2.735	2.735
**D	IPAC SPEC INVEST STR LISTED GL INFR	43.532	43.532	43.532
**D	AMP CAP GLO INFRA SEC F (UNHEDGED)MAN FU	8.137	8.137	8.137
**D	AMP CAPITAL GLOBAL INFR SECUR FUND UNHED	388.717	388.717	388.717
**D	AMP GLOBAL LISTED INFR MARKET IND FD HE	414.804	414.804	414.804
**D	MERCER UNHEDGED OVERSEAS SHARES TRUST	1.004	1.004	1.004
**D	FCP BNP PARIBAS ACTIONS EUROPE	2.092	2.092	2.092
**D	FCP ALM ACTIONS EURO	147.438	147.438	147.438
**D	IPA CORPORATE ACTIONS AND INCOME	79.355	79.355	79.355
**D	STICHTING AHOLD DELHAIZE PENSIOEN	32.840	32.840	32.840
**D	FONDS DE RESERVE POUR LES RETRAITES	276.461	276.461	276.461
**D	FCP ERAFP ACT EUR 7 OFI	73.271	73.271	73.271
**D	ERAFP ACTIONS EUROS 1	1.131.621	1.131.621	1.131.621
**D	SWISS LIFE LUXEMBOURG SA	69.419	69.419	69.419
**D	BANQUE PICTET & CIE SA	5.761	5.761	5.761
**D	PICTET GLOBAL SELECTION FUND	131.013	131.013	131.013
**D	PICTET GLOBAL SELECTION FUND - GLOB	4.473.727	4.473.727	4.473.727
**D	PICTET-EUROLAND INDEX	25.964	25.964	25.964
**D	PICTET-EUROPE INDEX	93.331	93.331	93.331
**D	FOREIGN STOCK INDEX MOTHER FUND	13.457	13.457	13.457
**D	SHINKO GLOBAL EQUITY MOTHER FUND	337	337	337
**D	GLOBAL HIGH DIVIDEND EQUITY MOTHER FUND	270.000	270.000	270.000
**D	FTSE-EDHEC RISK EFFICIENT INT DEVELOPED COUNTRIES INDEX	796	796	796
**D	GIVI GLOBAL EQUITY FUND A SERIES TRUST OF GLOBAL MULTI STRATEGY	10.759	10.759	10.759
**D	MEDIOLANUM BEST BRANDS	112.329	112.329	112.329
**D	UBI SICAV	28.401	28.401	28.401
**D	MACQUARIE - GLOBAL LISTED INFR FD	34.404	34.404	34.404
**D	BROOKFIELD INVESTMENT FUNDS UCITS	394.649	394.649	394.649
**D	JSS INVESTMENTFONDS II	107.309	107.309	107.309
**D	MAPLE BROWN ABBOTT FUNDS PLC	422.684	422.684	422.684
**D	NFS LIMITED TRAFALGAR COURT ADMIRAL	6.125	6.125	6.125
**D	SHELL TRUST (BERMUDA) LTD AS TRUSTEE OF THE SHELL OVERSEAS CONTRIBUTORY PENSION FUND	8.623	8.623	8.623
**D	SHELL TRUST (BERMUDA) LIMITED AS TRUSTEE OF THE SHELL INTERNATIONAL PENSION FUND	6.820	6.820	6.820
**D	NFS LIMITED TRAFALGAR COURT ADMIRAL	21.024	21.024	21.024
**D	CONSTRUCTION AND BUILDING UNIONS SUPERANNUATION FUND	27.903	27.903	27.903
**D	VANGUARD GLOBAL MINIMUM VOLATILITY FUND	1.004	1.004	1.004
**D	VANGUARD INTERNATIONAL SHARE INDEX FUND	149.377	149.377	149.377
**D	VANGUARD GLOBAL INFRASTRUCT. INDEX FUND	109.066	109.066	109.066

LISTA ESITO DELLE VOTAZIONE
 Oggetto: Nomina degli Amministratori per gli esercizi 2019-2020-2021

FAVOREVOLI alla LISTA 2

Badge	Ragione Sociale	Proprio	Delega	Totale
**D	SAS TRUSTEE CORPORATION	6.197	6.197	6.197
**D	H.E.S.T. AUSTRALIA LIMITED	23.597	23.597	23.597
**D	CONSTRUCTION AND BUILDING UNIONS SUPERANNUATION FUND	11.691	11.691	11.691
**D	LGIA SUPER TRUSTEE AS TRUSTEE FOR LGIA	231.305	231.305	231.305
**D	CONSTRUCTION AND BUILDING UNIONS SUPERANNUATION FUND	17.287	17.287	17.287
**D	UBS ASSET MANAGEMENT LIFE LTD	323.117	323.117	323.117
**D	JPMORGAN CHASE BANK - PB - UNITED STATES TRUSTS	1.376	1.376	1.376
**D	BANCO CENTRAL DE TIMOR EST	35.091	35.091	35.091
**D	THE BOEING COMPANY EMPLOYEE RETIREMENT PLANS MASTER TRUST	265.022	265.022	265.022
**D	THE BOEING COMPANY EMPLOYEE RETIREMENT PLANS MASTER TRUST	196.838	196.838	196.838
**D	ROCKEFELLER & CO., INC	13.781	13.781	13.781
**D	TCORPIM INDEXED INTERNATIONAL SHARE (UNHEDGED) FUND	5.909	5.909	5.909
**D	FIDELITY FIRST GLOBAL FUND	922	922	922
**D	ANZ WHOLESAL INTERN.SHARE NO. 1 FUND	1.760	1.760	1.760
**D	OPTIMIX GLOBAL LISTED INFRASTRUCTUR	138.970	138.970	138.970
**D	VANGUARD ETHICALLY CONSCIOUS INTERNATIONAL SHARES INDEX FUND	4.181	4.181	4.181
**D	JPMORGAN CHASE BANK - PB - UNITED STATES PARTNERSHIP	1.214	1.214	1.214
**D	ONEPATH LOW VOLATILITY GLOBAL EQ IN POOL	31.278	31.278	31.278
**D	TELSTRA SUPERANNUATION SCHEME	268.333	268.333	268.333
**D	ONEPATH GLOBAL SHARES - GLOBAL INFRASTRUCTURE (HEDGED) INDEX POOL	790.025	790.025	790.025
**D	CONNECTICUT GENERAL LIFE INSURANCE COMPANY	975	975	975
**D	FQ ESSENTIAL BETA FUND LTD	5.000	5.000	5.000
**D	LUCRE PTY LTD FOR THE LABOUR UNION CO-OPERATIVE RETIREMENT FUND	3.154	3.154	3.154
**D	ONEPATH GLOBAL SHARES - LARGE CAP (UNHEDGED) INDEXPOOL	47.062	47.062	47.062
**D	IBM PERSONAL PENSION PLAN TRUST	3.114	3.114	3.114
**D	NEW YORK LIFE INSURANCE	2.620	2.620	2.620
**D	NEW YORK LIFE INSURANCE COMPANY	25.396	25.396	25.396
**D	BOMBARDIER TRUST U.S. MASTER TRUST	71.097	71.097	71.097
**D	UBS MSCI WORLD MINIMUM VOLATILITY IND FD	9.387	9.387	9.387
**D	UBS FTSE RAFI DEVELOPED 1000 INDEX FUND	4.423	4.423	4.423
**D	FUNDACAO CALOUSIE GULBENKIAN	10.978	10.978	10.978
**D	SBC MASTER PENSION TRUST SBC MASTER PENSION TRUST 208	12.180	12.180	12.180
**D	JNL/MELLON CAPITAL INTNAL INDEX FUND	61.908	61.908	61.908
**D	FLEXSHARES INTERNATIONAL QUALITY DIVIDEND DEFENSIVE INDEX FUND	10.449	10.449	10.449
**D	FLEXSHARES MORNINGSTAR DEVELOPED MARKETS EX-US FACTOR TILT INDEX FUND	19.090	19.090	19.090
**D	FLEXSHARES INTERNATIONAL QUALITY DIVIDEND INDEX FUND	85.207	85.207	85.207
**D	VANTAGE TRUST III MASTER COLLECTIVE INVESTMENT FUNDS TRUST	29.337	29.337	29.337
**D	WATSON PRICE INTERNATIONAL EQUITY INDEX FUND	23.646	23.646	23.646
**D	WATSON PRICE INTERNATIONAL EQUITY INDEX FUND	1.415.758	1.415.758	1.415.758
**D	WATSON PRICE INTERNATIONAL EQUITY INDEX FUND	14.498	14.498	14.498
**D	WATSON PRICE INTERNATIONAL EQUITY INDEX FUND	17.551	17.551	17.551
**D	SBC MASTER PENSION TRUST	21.057	21.057	21.057
**D	FLEXSHARES STOXX GLOBAL BROAD INFRASTRUC	255.564	255.564	255.564



LISTA ESITO DELLE VOTAZIONI

Oggetto: Nomina degli Amministratori per gli esercizi 2019-2020-2021

FAVOREVOLI alla LISTA 2

Badge	Ragione Sociale	Proprio	Delega	Totale
**D	GOLDMAN SACHS TRUST - GOLDMAN SACHS ABSOLUTE RETURN TRACKER FUND		5.100	5.100
**D	GOLDMAN SACHS TRUST- GOLDMAN SACHS INTER		37.999	37.999
**D	PUBLIC EMPLOYEES RETIREMENT SYSTEM OF OHIO		52.653	52.653
**D	MTB GOVERNMENT PENSION INVESTMENT FUND 4		1.851.962	1.851.962
**D	THE MASTER TRUST BANK OF JAPAN LTD		534.027	534.027
**D	SHELL PENSIONS TRUST LIMITED AS TRUSTEE OF SHELL CONTRIBUTORY PENSION FUND		8.172	8.172
**D	THE BARCLAYS BANK UK RETIREMENT FUND		5.556	5.556
**D	VANGUARD FIDUCIARY TRUST COMPANY EUROPEAN STOCK INDEX TRUST		26.977	26.977
**D	VANGUARD TOTAL INTERNATIONAL STOCK INDEXFUND		8.313.191	8.313.191
**D	MTB FOR GOVERNMENT PENSION FD45828		257.809	257.809
**D	THE MASTER TRUST BANK OF JAPAN LTD		1.009.491	1.009.491
**D	GVV FONDOS PAL		18.301	18.301
**D	ALLIANZGI-FONDS DSPT		13.752	13.752
**D	FIDELITY EUROPEAN VALUES PLC		694.350	694.350
**D	FIDELITY INVESTMENT FUNDS III FIDELITY DIVERSIFIED GROWTH FUND		2.851	2.851
**D	STICHTING PENSIOENFONDS VOOR HUISARTSEN		18.449	18.449
**D	THE MASTER TRUST BANK OF JAPAN		247.489	247.489
**D	BUREAU OF LABOR FUNDS- LABOR PENSION FUND		902	902
**D	BUREAU OF LABOR FUNDS- LABOR PENSION FUND		17.316	17.316
**D	BUREAU OF LABOR FUNDS-LABOR RETI FUND		5.091	5.091
**D	BUREAU OF LABOR FUNDS-LABOR RETI FUND		3.834	3.834
**D	BUREAU OF LABOR FUNDS-LABOR INSURANCE FUND		103.677	103.677
**D	BUREAU OF LABOR FUNDS- LABOR PENSION FUND		102.123	102.123
**D	CITY OF PHILADELPHIA PUBLIC EMPLOYEES RETIREMENT SYSTEM		104.328	104.328
**D	STATE OF WYOMING		27.166	27.166
**D	FIDELITY INVESTMENT FUNDS - FIDELITY INDEX WORLD FUND		16.453	16.453
**D	FIDELITY INVESTMENT FUNDS EUROPEAN FUND		1.507.785	1.507.785
**D	FIDELITY INVESTMENT FUNDS - FIDELITY INDEX EUROPE EX UK FUND		22.531	22.531
**D	TRUST AND CUSTODY SERVICES BANK LIMITED		43.688	43.688
**D	JPMORGAN BETABUILDERS EUROPE ETF		181.263	181.263
**D	JPMORGAN DIVERS RETURN EU EQUIT ETF		1.901	1.901
**D	OSHARES FTSE EUROPE QUALITY DIVIDEND ETF		3.336	3.336
**D	OPPENHEIMER MACQUARIE GLOBAL INFRASR FUND		268.777	268.777
**D	JPMORGAN DIVERSIFIED FUND		2.033	2.033
**D	HCNI II LLC		74.500	74.500
**D	STAR FAMILY FOUNDATION		13.095	13.095
**D	NEW YORK LIFE INSURANCE AND ANNUITY CO		30.945	30.945
**D	KATHERINE C. MOORE CHARITABLE LEAD ANNUITY TRUST I		959	959
**D	UNITED STATES STEEL CORPORATION REPRESENTED RETIREES BENEFIT TRUST		524	524
**D	ARELJAY II LLC		227.700	227.700
**D	COMMINGLED PENSION TRUST FUND (INTREPID INTERNATIONAL) OF JPMORGAN CHASE BANK		134.977	134.977
**D	HOBART FAMILY INVESTMENTS LLC		1.982	1.982
**D	THE KATHERINE MOORE REVOCABLE TRUST		486	486

Azionisti:

1.356

Teste:

3

Azionisti in proprio:

2

Azionisti in delega:

1.354

LISTA ESITO DELLE VOTAZIONE
 Oggetto: Nomina degli Amministratori per gli esercizi 2019-2020-2021

FAVOREVOLI alla LISTA 2

Badge	Ragione Sociale	Proprio	Delega	Totale
**D	JAMES A STAR	105.154	105.154	105.154
**D	CROWN FUND	747.961	747.961	747.961
**D	CROWN FUND II	365.300	365.300	365.300
**D	COLONEL HENRY CROWN SCHOLARSHIP FUND	1.290	1.290	1.290
**D	CROWN ICF FUND LLC	149.000	149.000	149.000
**D	CROWN FAMILY FOUNDATION	92.400	92.400	92.400
**D	PROSHARES DJ BROOKFIELD GLOB.INFRASTR.ET	40.817	40.817	40.817
**D	THE BOMBARDIER TRUST (UK)	590.750	590.750	590.750
**D	BOMBARDIER TRUST (CANADA) REAL RETURN ASSET FUND	530.276	530.276	530.276
**D	BROOKFIELD GLOBAL INFRASTRUCTURE SECURIT	174.400	174.400	174.400
**D	BROOKFIELD GLOBAL LISTED INFRASTRUCTURE	427.800	427.800	427.800
**D	RARE INFRASTRUCTURE VALUE FUND HEDGED	1.035.155	1.035.155	1.035.155
**D	RARE INFRASTRUCTURE INCOME FUND	5.683	5.683	5.683
**D	RARE INFRASTRUCTURE VALUE FUND UNHEDGED	1.027.448	1.027.448	1.027.448
**D	4D GLOBAL INFRASTRUCTURE FUND	28.045	28.045	28.045
**D	MAPLE BROWN ABBOT GLOBAL LISTED INFR FD	692.746	692.746	692.746
**D	MANULIFE INVESTMENT EXCHANGE FUND CORP	72.700	72.700	72.700
**D	MANULIFE GLOBAL INFRASTRUCTURE FUND	237.300	237.300	237.300
**D	MANULIFE SOBEYS GLOBAL EQUITY FUND UT	147.700	147.700	147.700
**D	REGIME DE RETRAITE DU PERSONNEL DES CPE	156.977	156.977	156.977
**D	LABORERS PENSION FUND OF WESTERN CANADA	54.900	54.900	54.900
**D	SVS TPI INCOME BUILDER 1	83.764	83.764	83.764
**D	HELABA INVEST KAPITALANLAGEGESELLSCHAFT MBH	63.642	63.642	63.642
**D	CHALLENGE FUNDS CHALLENGE ITALIAN EQUITY	56.000	56.000	56.000
**D	KAIROS INTERNATIONAL SICAV - ITALIA	187.000	187.000	187.000
**D	KAIROS INTERNATIONAL SICAV - RISORGIMENTO	146.500	146.500	146.500
**D	KAIROS INTERNATIONAL SICAV - TARGET ITALY ALPHA	28.500	28.500	28.500
**D	SWISS NATIONAL BANK	3.145.062	3.145.062	3.145.062
**D	LOMBARD ODIER FUNDS (SWITZERLAND) SA I3D	62.059	62.059	62.059
**D	TRUST E CUSTODY SERVICES BANK LTD	60.627	60.627	60.627
**D	TRUST & CUSTODY SERVICES BANK LTD AS TRUSTEE FOR PENSION INVESTMENT FUND TRUST NUMBER 21	9.201	9.201	9.201
**D	BEST INVESTMENT CORPORATION	736.712	736.712	736.712
**D	BEST INVESTMENT CORPORATION	280.534	280.534	280.534
**D	THE HSBC GROUP HONG KONG LOCAL STAFF RETIREMENT BENEFIT SCHEME	2.927	2.927	2.927
**D	ALLIANZ CHOICE BEST STYLES EUROPE FUND	31.810	31.810	31.810
**D	ALLIANZ CHOICE BEST STYLES EUROPE FUND	164	164	164
**D	ALLIANZ CHOICE BEST STYLES EUROPE FUND	176	176	176
**D	HSBC MANAGED STABLE GROWTH FUND	1.384	1.384	1.384
**D	HSBC MANAGED BALANCED FUND	2.397	2.397	2.397
**D	HSBC MANAGED GROWTH FUND	29.932	29.932	29.932
**D	FISHERLY WORLD INDEX FUND	3.430	3.430	3.430
**D	CENTRAL FINANCE BOARD METHODIST CHURCH	87.697	87.697	87.697
**D	AI STRATEGIC GLOBAL EQUITY FUND	143.061	143.061	143.061
**D	REASSURE LIMITED			



[Handwritten signature]

LISTA ESITO DELLE VOTAZIONI

Oggetto: Nomina degli Amministratori per gli esercizi 2019-2020-2021

FAVOREVOLI alla LISTA 2

Badge	Ragione Sociale	Proprio	Delega	Totale
**D	AI GLOBAL EQUITY FUND		90.808	90.808
**D	FRIENDS LIFE AND PENSIONS LIMITED PIXHAM END		58.340	58.340
**D	FRIENDS LIFE FUNDS LIMITED		106.000	106.000
**D	FIRST STATE GLOBAL UMBRELLA FUND PLC-FIR		16.427	16.427
**D	HSBC GLOBAL ASSET MANAGEMENT LTD		2.570	2.570
**D	PUM ACS EUROPEAN EX UK FUND		64.274	64.274
**D	FIRST STATE GLOBAL UMBRELLA FUND PLC		1.519.616	1.519.616
**D	HSBC EUROPEAN INDEX FUND		136.191	136.191
**D	PHOENIX LIFE LIMITED		309.066	309.066
**D	WEST YORKSHIRE PENSION FUND		150.000	150.000
**D	HSBC MSCI EUROPE UCITS ETF		17.658	17.658
**D	HSBC GLOBAL INVESTMENT FUNDS		4.245	4.245
**D	NATIONAL GRID UK PENSION SCHEME		19.051	19.051
**D	PUM EUROPEAN UNIT TRUST		5.952	5.952
**D	PUM BOTHWELL EUROPE FUND		377.233	377.233
**D	HSBC ETFs		6.266	6.266
**D	SONDERVERMOEGEN ALLIANZ VGI I FONDS		9.010	9.010
**D	MELLON OFFSHORE FUNDS C/O CIBC BANK AND TRUST COMPANY (CAYMAN) LIMITE		1.851.790	1.851.790
**D	SIX CIRCLES INTERNAT UNCONSTRAIN EQ FUND		77.768	77.768
**D	FONDAZIONE ROMA SIF		2.687	2.687
**D	ABERDEEN MONCEAU		4.861	4.861
**D	LA FRANCAISE INFLECTION POINT ACTION EUR		55.385	55.385
**D	CAISSE DES DEPOTS ET CONSIGNATIONS		30.252	30.252
**D	UNIVERSE THE CMI GLOBAL NETWORK FUND		59.558	59.558
**D	KAPITALFORENINGEN PENSAM INVEST PSI 10 GLOBALE AKTIER		24.939	24.939
**D	ROBECO CAPITAL GROWTH FUND		1.746	1.746
**D	DPAM INVEST B		329.696	329.696
**D	STICHTING SHELL PENSIOENFONDS		13.830	13.830
**D	ROBECO UMBRELLA FUND I N.V.		2.663	2.663
**D	BLACKROCK INSTITUTIONAL POOLED FUNDS PLC		77.931	77.931
**D	NFS LIMITED TRAFALGAR COURT ADMIRAL		16.153	16.153
**D	BANCO CENTRAL DE TIMOR EST		31.826	31.826
**D	CONNECTICUT GENERAL LIFE INSURANCE COMPANY		6.895	6.895
**D	BRUNEI SHELL RETIREMENT BENEFIT FUND		1.353	1.353
**D	AXA EQUITABLE LIFE INSURANCE CO		4.433	4.433
**D	FIDUCIARY TRUST COMPANY INTERNATIONAL AS		1.033	1.033
**D	ADVANCE INTERNATIONAL SHARE INDEX FUND		44.763	44.763
**D	ISHARES WHOLESAL E SCREENED INTERNATIONAL EQUITY INDEX FUND		4.018	4.018
**D	ISHARES EDGE MSCI WORLD MINIMUM VOLATILI		1.103	1.103
**D	BLACKROCK GLOBAL LISTED INFRASTRUCTURE F		72.199	72.199
**D	ISHARES WHOLESAL E INTERNATIONAL EQUITY INDEX FUND		34.032	34.032
**D	ISHARES ALLCOUNTRY EQUITY INDEX FUND		2.538	2.538
**D	BLACKROCK FISSION INDEXED INTL EQUITY FD		3.364	3.364

Azionisti:

1.356

Teste:

2

Azionisti in delega:

3


1.354

Pagina 12

LISTA ESITO DELLE VOTAZIONE
 Oggetto: Nomina degli Amministratori per gli esercizi 2019-2020-2021

FAVOREVOLI alla LISTA 2

Badge	Regione Sociale	Proprio	Delega	Totale
**D	RETIREMENT INCOME PLAN OF SAUDI ARABIAN OIL COMPANY		2.751	2.751
**D	ENVIT INTERNATIONAL INDEX FUND		75.189	75.189
**D	EQ ADVISORS TRUST - AXA INTERNATIONAL CORE MANAGED VOLATILITY PORTFOLIO		25.818	25.818
**D	EQ ADVISORS TRUST-AXA/TEMPLETON GLOBAL EQUITY MANAGED VOLATILITY PORTFOLIO		5.072	5.072
**D	EQ ADVISORS TRUST-AXA GLOBAL EQUITY MANAGED VOLATILITY PORTFOLIO		22.075	22.075
**D	EQ ADVISORS TRUST - ATM INTERNATIONAL MANAGED VOLATILITY PORTFOLIO		39.091	39.091
**D	EQ ADVISORS TRUST - ATM INTERNATIONAL MANAGED VOLATILITY PORTFOLIO		15.611	15.611
**D	EQ ADVISORS TRUST - AXA INTERNATIONAL MANAGED VOLATILITY PORTFOLIO		72.594	72.594
**D	EQ ADVISORS TRUST - AXA INTERNATIONAL MANAGED VOLATILITY PORTFOLIO		19.450	19.450
**D	EQ ADV DYNAMIC MODERATE GROWTH PORTFOLIO		4.319	4.319
**D	EQ ADVISORS TRUST - AXA / AB DYNAMIC GROWTH PORTFOLIO		146.070	146.070
**D	AVIVA LIFE & PENSIONS UK LIMITED		14.430	14.430
**D	THE MASTER TRUST BANK OF JAPAN, LTD. AS TRUSTEE FOR MUTB400045792		48.103	48.103
**D	NATIONWIDE INTERNATIONAL INDEX FUND		1.588	1.588
**D	BUREAU OF LABOR FUNDS- LABOR PENSION FUND		3.415	3.415
**D	BUREAU OF LABOR FUNDS- LABOR PENSION FUND		8.825	8.825
**D	BUREAU OF LABOR FUNDS-LABOR RETI FUND		13.826	13.826
**D	AVIVA INVESTORS INVESTMENT FUNDS ICVC AVIVA INVESTORS INTERNATIONAL INDEX TRACK		6.588	6.588
**D	BLACKROCK INTERNATIONAL INDEX V.I. FUND OF BLACKROCK VARIABLE SERIES FUNDS		43.276	43.276
**D	THE MASTER TRUST BANK OF JAPAN		3.972.740	3.972.740
**D	BLACKROCK INSTITUTIONAL TRUST COMPANY N.A. INVESTMENT FUNDS FOR EMPLOYEE BENEFIT TRUSTS		120.280	120.280
**D	BLACKROCK MSCI EAFE EQUITY NY N.A. INVESTMENT FUNDS FOR EMPLOYEE BENEFIT TRUSTS		402.674	402.674
**D	ACHMEA PENSIOEN- EN LEVENSVZERKERINGEN		2.958	2.958
**D	AMERICAN UNIVERSITY		35.558	35.558
**D	DHL EMPLOYEE BENEFIT FUND OEP DE		381	381
**D	MSCI EUROPE EQUITY ESG SCREENED INDEX FU		22.840	22.840
**D	WASHINGTON STATE INVESTMENT BOARD		431	431
**D	AXA BELGIUM S A		46.866	46.866
**D	STICHTING PENSIOENFONDS VOOR VERLOSKUNDI		1.718.964	1.718.964
**D	THRIFT SAVINGS PLAN		1.798	1.798
**D	NEW MEXICO STATE INVESTMENT COUNCIL		21.121	21.121
**D	NEW MEXICO STATE INVESTMENT COUNCIL		1.849	1.849
**D	AURION GLOBAL EQUITY FUNDS		11.571	11.571
**D	NBIMC EAFE EQUITY INDEX FUND - CLASS N		11.600	11.600
**D	ASSOCIATION BIENF RETR POL VILLE MONTREA		71.019	71.019
**D	NBIMC PUBLIC INFRASTRUCTURE (2017)		38.582	38.582
**D	AXA BELGIUM S A		2.499	2.499
**D	AXA BELGIUM S A		51.055	51.055
**D	AXA BELGIUM S A		53.407	53.407
**D	AXA BELGIUM S A		117.618	117.618
**D	AXA BELGIUM S A		782.085	782.085
**D	AXA BELGIUM S A		432.393	432.393
**D	AXA BELGIUM S A		570.144	570.144



Assemblea Ordinaria del 18 aprile 2019

LISTA ESITO DELLE VOTAZIONI

Oggetto: Nomina degli Amministratori per gli esercizi 2019-2020-2021

FAVOREVOLI alla LISTA 2

Badge	Ragione Sociale	Proprio	Delega	Totale
**D	COLOMBIA GLOBAL INFRASTRUCTURE FUND		361.500	361.500
**D	MULTI-MANAGER DIRECTIONAL ALTERNATIVE STRATEGIES FUND		4.667	4.667
**D	SUN LIFE SENTRY INFRASTRUCTURE FUND		835.252	835.252
**D	NMM5-WIEQ-NVN ACCOUNT		10.480	10.480
**D	NMM5 WIEQ BRF ACCOUNT		29.800	29.800
**D	NMM5 GIEP NVN ACCOUNT		57.239	57.239
**D	WIF LAZ GBL PED LIS INFRA		1.128.354	1.128.354
**D	ANIMA SGR- ANIMA GEO ITALIA		138.915	138.915
**D	ANIMA SGR SPA ANIMA SELEZIONE EUROPA		281.368	281.368
**D	ANIMA SGR SPA ANIMA ALTO POTENZIALE EUROPA		155.000	155.000
**D	ANIMA SGR- ANIMA ITALIA		92.496	92.496
**D	ANIMA EUROPA ANIMA SGR SPA		127.500	127.500
**D	BNYMCIL CGF WDEQ LA		14.122	14.122
**D	STATE OF WISCONSIN INVESTMENT BOARD		434.445	434.445
**D	THE GOVERNMENT EMPLOYEES PENSION FUND GEPP		16.876	16.876
**D	SUBSIDIZED SCHOOLS P FUND NORTHERN		6.054	6.054
**D	THE HARTFORD RETIREMENT PLAN TRUST FOR US EMPLOYEES		9.947	9.947
**D	LEGG MASON GLOBAL INFRASTRUCTURE ETF		10.127	10.127
**D	KAPITALFORENINGEN EMD INVEST GLOBALE AKTIER III		2.288	2.288
**D	RARE GLOBAL INFRASTRUCTURE VALUE FUND		41.949	41.949
**D	GS TACS MARKET CONTINUOUS INTERNATIONAL		28.450	28.450
**D	DT INTERNATIONAL STOCK INDEX FUND		26.742	26.742
**D	GREAT WEST CORE STRATEGIES INTERNATIONAL EQUITY FUND		2.112	2.112
**D	RCKFLR BROS RHMBLN ACWI EXUS 290611 ROCKEFELLER BROTHERS FUND INC		1.278	1.278
**D	PRU INCOME BUILDER JEN EQ INC PDKD		35.238	35.238
**D	BNYMCIL WINTON EUROPEAN EQU FD T		10.054	10.054
**D	BNYMCIL WINTON GLOBAL EQUITY FD TR		1.729	1.729
**D	LEGAL AND GENERAL UCITS ETF PLC		14.921	14.921
**D	NATIONAL BANK TRUST		2.111.681	2.111.681
**D	VANGUARD FTSE ALL WORLD EX US INDEX FUND		948.975	948.975
**D	VANGUARD EUROPEAN STOCK INDEX FUND		1.035.863	1.035.863
**D	USBK TR QKR GBL TAC ALL FUND		40.865	40.865
**D	MACQUARIE MANAGEMENT HOLDINGS INC		5.258	5.258
**D	WESPATH FUNDS TRUST		2.947	2.947
**D	UMC BENEFIT BOARD, INC		30.969	30.969
**D	ALAMOSA LLC		719	719
**D	STICHTING SPOORWEGPENSIOENFONDS		10.081	10.081
**D	INVESCO S AND P EUROPE 350 EQUAL WEIGHT INDEX ETF		3.019	3.019
**D	NEWTON MULTI-ASSET GROWTH FUND		980.175	980.175
**D	THE CONSOLIDATED EDISON PENSION PLAN MASTER TRUST		32.830	32.830
**D	DEP OF SSGA NONUS EQUITY H1		1.450	1.450
**D	DEP OF SSGA NONUS EQUITY R2		4.325	4.325
**D	DEP OF SSGA NONUS EQUITY B1		1.964	1.964

Azionisti:

1.356

3

1.354

Azionisti in proprio:

2

2

1.354

Azionisti in delega:

LISTA ESITO DELLE VOTAZIONE
 Oggetto: Nomina degli Amministratori per gli esercizi 2019-2020-2021

FAVOREVOLI alla LISTA 2

Badge	Ragione Sociale	Proprrio	Delega	Totale
**D	DEP OF SSGA NONUS EQUITY B2	2.010	2.010	2.010
**D	GENERAL MILLS GROUP TRUST	28.964	28.964	28.964
**D	MINISTERS AND MISSRES BENEFIT BRD OF AMERICAN BPTST CHURCHES	4.669	4.669	4.669
**D	GNPF COL EAFE GINNA Q	1.000	1.000	1.000
**D	GRANT SCHOOLS PROVIDENT FUND	621	621	621
**D	SUBSIDIZED SCHOOLS PROVIDENT FUND	15.014	15.014	15.014
**D	IQ 500 INTERNATIONAL ETF	2.936	2.936	2.936
**D	PB SSGA INTL EQ TAX	2.147	2.147	2.147
**D	PRU JENNN EQUITY INC PDT1	676.145	676.145	676.145
**D	ALLEN G LOZIER	12.770	12.770	12.770
**D	CERVURITE INTERNATIONAL LLC	19.903	19.903	19.903
**D	USMIA GLOBAL EQUITY	1.607	1.607	1.607
**D	BOA OMNIBUS PERAMETRIC	3.014	3.014	3.014
**D	RAILWAYS PENSION TRUSTEE COMPANY LIMITED	133.961	133.961	133.961
**D	BNWTD DEP OF PG GENERATIONS FUND	42.676	42.676	42.676
**D	DRMA LTD	28.349	28.349	28.349
**D	CENTRAL PENSION FUND OF THE INT UNION OF OPERATING ENGINEERS AND PARTICIPATING EMPLOYERS	6.566	6.566	6.566
**D	WF NES LTD EAFE GLOBAL	2.123	2.123	2.123
**D	MAN GLG EUROPEAN ALPHA INCOME FUND	5.000	5.000	5.000
**D	ALICNY BLACKROCK GBL EQUITY	1.353	1.353	1.353
**D	VIRTUS DUFF AND PHELPS GLOBAL INFRASTRUCTURE FUND	94.545	94.545	94.545
**D	C9W CITW FD PARAMETRIC	849	849	849
**D	GLOBAL ATLANTIC BLACKROCK DISCIPLINED INTERNATIONAL CORE PORTFOLIO	2.405	2.405	2.405
**D	FIRE AND POLICE PENSION ASSOCIATION OF COLORADO	8.699	8.699	8.699
**D	THE BOSTON COMPANY ASSET MANAGEMENT	48.774	48.774	48.774
**D	VERSUS CAPITAL REAL ASSETS FUND LLC	291.300	291.300	291.300
**D	TEXAS UTILITIES QUAL NDT PARTNERSHIP	858	858	858
**D	FIDELITY SALEM STREET TRUST FIDELITY SAI INTERNATIONAL INDEX FUND	253.783	253.783	253.783
**D	UNION BANK	2.089	2.089	2.089
**D	DEUTSCHE XTRK MSCI EAFE HDY HDG ETF	68.692	68.692	68.692
**D	US BANK TAX EXEMPT OMNI REP NONRECC	725	725	725
**D	USBK REGIONAL TRANSPORTATION DSPP	738	738	738
**D	B4305 FRB S LUND RES TR FEO B LUND	420	420	420
**D	B4306 FRB M LUND REV TR	328	328	328
**D	2048 APG DME LACM GL	190.372	190.372	190.372
**D	ST SALVATORE SSGA GLOBAL TEMC STRAT POOL	6.525	6.525	6.525
**D	PANAGORA RISK PARITY MULTI ASSET MASTER FUND LTD	14.274	14.274	14.274
**D	THE BANK OF NEW YORK MELLON EMPLOYEE BENEFIT COLLECTIVE INVESTMENT FUND PLAN	398.213	398.213	398.213
**D	INTERNATIONAL STOCK INDEX FUND	22.983	22.983	22.983
**D	PHILADELPHIA GAS WORKS PENSION PLAN	746	746	746
**D	SSG-DIVERSIFIED INFRASTRUCTURE LLC	9.200	9.200	9.200
**D	FIRST STATE INVESTMENTS ICVC FIRST STATE GLOBAL LISTED INFRASTRUCTURE FUND	2.869.220	2.869.220	2.869.220
**D	THE COMMONWEALTH FUND	115	115	115



LISTA ESITO DELLE VOTAZIONI

Oggetto: Nomina degli Amministratori per gli esercizi 2019-2020-2021

FAVOREVOLI alla LISTA 2

Badge	Ragione Sociale	Proprio	Delega	Totale
**D	THE UNIVERSITY COURT OF THE UNIVERSITY OF GLASGOW	2.087	2.087	2.087
**D	RELIANCE TRUST INSTITUTIONAL RETIREMENT TRUST	42.500	42.500	42.500
**D	AUTO CLUB GROUP	31.014	31.014	31.014
**D	BRIDGE BUILDER INTERNATIONAL EQUITY FUND	18.087	18.087	18.087
**D	IVY PROSHARES MSCI ACWI INDEX FUND	1.190	1.190	1.190
**D	ADVANCED SERIES TRUST -AST ACADEMIC STRATEGIES ASSET ALLOCATION PORTFOLIO	14.607	14.607	14.607
**D	MACQUARIE GLOBAL INFRASTRUCTURE TOTAL RETURN FUND INC	926.511	926.511	926.511
**D	U S BANK NATIONAL ASSOCIATION	20.365	20.365	20.365
**D	BNY MELLON GLOBAL INFRASTRUCTURE INCOME FUND	29.662	29.662	29.662
**D	STEWARDSHIP FOUNDATION	278	278	278
**D	WBW TRUST NUMBER ONE	333	333	333
**D	1975 IRREV TRUST OF C D WEYERHAEUSER	641	641	641
**D	CDW 73 IRR PARA GL	212	212	212
**D	AZL NFJ INTERNATIONAL VALUE FUND	1.608	1.608	1.608
**D	NKB SII EUROPE VALUE	9.307	9.307	9.307
**D	NKB SII GLOBAL AKTIER MIN RISIKO	75.300	75.300	75.300
**D	EMPLOYEES RETIREMENT SYSTEM OF TEXAS	125.000	125.000	125.000
**D	DEUTSCHE XTRKS MSCI ALL WORLD HDG	2.300	2.300	2.300
**D	BOK MCM DM PEQ	19.496	19.496	19.496
**D	AOHLT HAI RHUMBLINE EAFE THE ARCHDIOCESE OF HARTFORD INVESTMENT TRUST	310	310	310
**D	HRCD RPMT HAP RHUMBLINE EAFE	266	266	266
**D	PUBLIC EMPLOYEES RETIREMENT SYSTEM OF MISSISSIPPI	73.202	73.202	73.202
**D	BNY MELLON GLOBAL FUNDS PLC	45.449	45.449	45.449
**D	GAMMA EMIRATES INVESTMENTS LLC	1.082	1.082	1.082
**D	NYKREDIT INVEST TAKTISK ALLOKERING	5.637	5.637	5.637
**D	56053 IP GLOBAL EQUITIES I	30.968	30.968	30.968
**D	PS FTSE RAFI EU UCITS ETF BNYMTCIL	623	623	623
**D	POWERSHARES GLOBAL FUNDS IRELAND PLC	500	500	500
**D	PS FTSE RAFI DEVEL MAR EX US PORT	52.037	52.037	52.037
**D	BNYMTCIL GLG EUROPEAN EQ ALTER TRAD	1.968	1.968	1.968
**D	PRUDENTIAL INVESTMENT PORTFOLIOS INC PRUDENTIAL BALANCED FUND	1.143	1.143	1.143
**D	AST JENNISON GLOBAL INFRASTR PMN	17.680	17.680	17.680
**D	PRU JEN GL INFRASTRUCTURE FUND PDLF	56.765	56.765	56.765
**D	AST MORGAN STANLEY MULTI ASSET PDMS	2.158	2.158	2.158
**D	GREAT WEST INTERNATIONAL INDEX FUND	38.306	38.306	38.306
**D	COMMONWEALTH OF PENNSYLVANIA PUBLIC SCHOOLEMPLOYEES RETIREMENT SYSTEM	104.200	104.200	104.200
**D	ALLSTATE LIFE INSURANCE COMPANY	8.512	8.512	8.512
**D	PFI INTL EQUITY INDEX FUND	37.630	37.630	37.630
**D	BNYMTCIL LAZARD GBL EQTY FRNCHS FND	456.780	456.780	456.780
**D	BNYMTCIL LAZARD GBL LI EQUITY FD	5.644.166	5.644.166	5.644.166
**D	BNYTD CF MACQUARIE GBL INFRS SRS FD	69.224	69.224	69.224
**D	PFI OVERSEAS FD PMC	19.191	19.191	19.191
**D	BNYTD CF CANLIFE GLBL INFRA FD	58.286	58.286	58.286

Azionisti:

1.356 Teste:

3

Pagina 16

Azionisti in proprio:

2

Azionisti in delega:


1.354

LISTA ESITO DELLE VOTAZIONE

Oggetto: Nomina degli Amministratori per gli esercizi 2019-2020-2021

FAVOREVOLI alla LISTA 2

Badge	Ragione Sociale	Proprio	Delega	Totale
**D	CTJ RE STANLIB GLOBAL EQUITY FD AB	2.800	2.800	2.800
**D	ALLSTATE INSURANCE.CO BLACKROCK	45.015	45.015	45.015
**D	NATWEST DEP NEWTON ML AS DIV RET FD	63.002	63.002	63.002
**D	IQ 50 PERCENT HEDGED FTSE INTL ETF	13.482	13.482	13.482
**D	IQ 50 PERCENT HEDGED FTSE EURO ETF	507	507	507
**D	DEUTSCHE XTRK MSCI EMU HDG EQ ETF	3.167	3.167	3.167
**D	VOYA INTERNATIONAL INDEX PORTFOLIO	62.932	62.932	62.932
**D	THE AMERICAN UNIVERSITY IN CAIRO	2.630	2.630	2.630
**D	CC COL EAFE Q UN 2	1.400	1.400	1.400
**D	CC COL EAFE Q UN 1	1.100	1.100	1.100
**D	NMPF COL EAFE NMP Q	2.200	2.200	2.200
**D	DAEC NO SSGA TAX	599	599	599
**D	DAEC Q SSGA INTL TC	779	779	779
**D	PS6F STATE STREET INTL EQ	34.504	34.504	34.504
**D	SR5F PARAMETRIC DELTA SHIFT	1.232	1.232	1.232
**D	SEATTLE CITY EMPLOYEES RETIREMENT SYSTEM	497	497	497
**D	SEMPRA ENERGY PENSION MASTER TRUST	13.156	13.156	13.156
**D	TEACHERS' RETIREMENT SYSTEM OF LOUISIANA	1	1	1
**D	INVESTINGFORENINGEN LAEGERNES INVEST,	432	432	432
**D	AIF 21104 LPI AKT EUROPA II	26.720	26.720	26.720
**D	BLL AQUILA LIFE EUROPEAN EQUITY	486.731	486.731	486.731
**D	AST ACADEM STRAT AAJENNISON PD07	338.917	338.917	338.917
**D	BLL AQUILA LIFE GLOBAL MINIMUM	67.339	67.339	67.339
**D	BLL AQUILA LIFE MSCI WORLD FUND	78.780	78.780	78.780
**D	BLL AQUILA LIFE FTSE RAFI DEVELOPED	48.656	48.656	48.656
**D	PFI DIV REAL ASSET FUND MACQUARIE	747.392	747.392	747.392
**D	DEUTSCHE XTRKS MSCI EURO CCYHDG	45.978	45.978	45.978
**D	POWERSHARES PUREBETA FTSE DEVELOPED EX NORTHAMERICA PORTFOLIO	84	84	84
**D	SBSA GEPF BLACKROCK EQUITY	50.074	50.074	50.074
**D	KC1F COLONIAL 1ST ST GLI	85.479	85.479	85.479
**D	DEUTSCHE XTRKS MSCI EAFE CCYHDG	168.676	168.676	168.676
**D	DVHF DIV RSK HI DIV GL EQ	1.128	1.128	1.128
**D	PGTF DR NON US EQUITY GT	11.553	11.553	11.553
**D	DBX FTSE DEV EX US COMP FACTOR	1.304	1.304	1.304
**D	NATWEST DEP NEWTON MA INCOME FD	61.941	61.941	61.941
**D	SPARTAN INTL INDEX	938.882	938.882	938.882
**D	CE2R LAZARD INFRASTRUCTURE	15.262	15.262	15.262
**D	DREYFUS INDEX FUNDS INC DREYFUS INTERNATIONAL STOCK INDEX FUND	99.840	99.840	99.840
**D	WINTERSG A INTL EQUITY	20.930	20.930	20.930
**D	SHENKINS PENSION TRUST	21.775	21.775	21.775
**D	SHELL PENSION TRUST	2.252	2.252	2.252
**D	Azionisti in proprio	14.928	14.928	14.928
**D	Azionisti in proprio	9.135	9.135	9.135



LISTA ESITO DELLE VOTAZIONE

Oggetto: Nomina degli Amministratori per gli esercizi 2019-2020-2021

FAVOREVOLI alla LISTA 2

Badge	Ragione Sociale	Proprio	Delega	Totale
**D	WF AND CO CASH PLN EVERGN INV 1		11.094	11.094
**D	WF AUTO CLUB INSURANCE ASSOCIATION		35.116	35.116
**D	MAN FUNDS PLC		20.000	20.000
**D	THE EUROPEAN CENTRAL BANK		21.023	21.023
**D	VIRTUS TOTAL RETURN FUND INC.		201.030	201.030
**D	BLACKROCK ACWI USIMI		157.290	157.290
**D	UFJF MCM MSCI WORLD FD		6.146	6.146
**D	PUBLIC EMPLOYEE RETIREMENT SYSTEM OF IDAHO		26.015	26.015
**D	STICHTING PENSIOENFONDS UWV		65.341	65.341
**D	STICHTING BEWAARDEER ACHMEA BELEGGINGSPOOLS AIM AWW E7AFZ026002		32.371	32.371
**D	NSNF PARA EAFE MONTI		2.544	2.544
**D	NSNF PARA EAFE PI 1		1.975	1.975
**D	NSNF PARA EAFE PI 2		3.375	3.375
**D	VANGUARD INTL HIGH DIV YLD INDEX FD		67.637	67.637
**D	VANGUARD GLOBAL MINMUM VOLTLITY FUND		221.896	221.896
**D	PDBF NUVEEN		133.783	133.783
**D	PG AND E CORPORATION RETIREMENT MASTER TRUST		265.406	265.406
**D	PGEF PG E QUALIFIED PARAGORA EAFE		11.077	11.077
**D	PGOF FIRST STATE		28.055	28.055
**D	CZ AANDELEN SSGA		4.546	4.546
**D	CENTRAL STATES SOUTHEAST AND SOUTHWEST AREAS PENSION FUND		142.637	142.637
**D	PRINCIPAL FUNDS INC DIVERSIFIED REAL ASSET FUND		574.292	574.292
**D	AZL INTERNATIONAL INDEX FUND		57.343	57.343
**D	DEUTSCHE XTRK MSCI STH EUR HDG ETF		231	231
**D	COUNTY EMPLOYEES ANNUITY AND BENEFIT FUND OF COOK COUNTY		16.964	16.964
**D	US BK BROOKFIELD GLB LST INF IN FD		336.800	336.800
**D	USBK BROOKFIELD GBL LIS INFRAS FD		278.900	278.900
**D	USBK BROOKFIELD REAL ASSETS SEC FD		38.300	38.300
**D	USBK AHAI RHUMBLINE ADVISERS		500	500
**D	USBK AMERICAN HEART ASSOCIATION INC		556	556
**D	LAWRENCE LIVERMORE NATIONAL SECURITY LLC AND LOS ALAMOS NATIONAL SECURITY LLC DEFINED BENEFIT PLANGROUP TRUST			
		7.540		
**D	AP7 EQUITY FUND		524.747	524.747
**D	3M ERIP RAFI EAFE		1.062	1.062
**D	ALASKA PERMANENT FUND CORPORATION		463.443	463.443
**D	ALASKA PERMANENT FUND CORPORATION		10.086	10.086
**D	ALASKA PERMANENT FUND CORPORATION		490.050	490.050
**D	VIRGINIA RETIREMENT SYSTEM		249.535	249.535
**D	MIDDLETOWN WORKS HOURLY AND SALARIED UNION RETIREES HEALTH CARE FUND		1.859	1.859
**D	CPA COP PSERS PSERS ACWI X US INDEX		53.092	53.092
**D	IN8 COP TREAS PWP RHUMBLINE MSCI		2.262	2.262
**D	ENSGIN PEAK OSAM INTL EQUITY		4.150	4.150
**D	LOUISIANA STATE ERS MSCI EXUS INDEX		1	1

Azionisti:

1.356

Teste:

3

Azionisti in proprio:

2

Azionisti in delega:

1.354

Pagina 18

LISTA ESITO DELLE VOTAZIONE

Oggetto: Nomina degli Amministratori per gli esercizi 2019-2020-2021

FAVOREVOLI alla LISTA 2

Badge	Ragione Sociale	Proprio	Delega	Totale
**D	NV PERS MELLON CAPITAL INDEX	144.377	144.377	144.377
**D	NV PERS SSGA EAFE INDEX PUBLIC EMPLOYEES RETIREMENT SYSTEM OF NEVADA	111.702	111.702	111.702
**D	NV RBIF ALLNCEBRNSTN INTL EQ	3.479	3.479	3.479
**D	TEA BLACKROCK INC INTL	123.788	123.788	123.788
**D	AST GS MULTI ASSET PORT LIQ PDHB	5.709	5.709	5.709
**D	POOL RE L AND G MSCI EQ	8.457	8.457	8.457
**D	BLACKROCK LIFE LIMITED	22.787	22.787	22.787
**D	BLL AQUIL LIFGLO3000 FMEN WHY INDFD	19.232	19.232	19.232
**D	PENN SERIES DEV INTL INDEX FUND	3.881	3.881	3.881
**D	LEGG MASON GLOBAL FUNDS PLCLEGG MASON RARE INFRASTRUCTURE VALUE FUND	695.326	695.326	695.326
**D	BNYMTD BLK CONT EUR EQ TRCK FD INV	352.670	352.670	352.670
**D	FLORIDA RETIREMENT SYSTEM	21.572	21.572	21.572
**D	BLACKROCK WORLD EX FLORIDA RET SYS	112.595	112.595	112.595
**D	BROOKFIELD REAL ASSETS INCOME FUND INC	115.400	115.400	115.400
**D	PENSION RESERVES INVESTMENT TRUST FUND	131.985	131.985	131.985
**D	BELL ATLANTIC MASTER TRUST	46.068	46.068	46.068
**D	VOYA INTERNATIONAL CORE FUND	3.456	3.456	3.456
**D	DUKE ENERGY QUALIFIED NUCLEAR DECOMMISSIONING	3.463	3.463	3.463
**D	OPPENHEIMER INTERNATIONAL REVENUE ETF	373	373	373
**D	AUTO CLUB INSURANCE ASSOCIATION	96.481	96.481	96.481
**D	INDIANA PUBLIC RETIREMENT SYSTEM	27.878	27.878	27.878
**D	KENTUCKY RETIREMENT SYSTEMS	14.982	14.982	14.982
**D	KENTUCKY RETIREMENT SYSTEMS INSURANCE TRUST FUND	6.127	6.127	6.127
**D	PUBLIC EMPLOYEES RETIREMENT ASSOCIATION OF NEW MEXICO	27.025	27.025	27.025
**D	BOARD OF PENSIONS OF THE EVANGELICAL LUTHERAN CHURCH IN AMERICA	12.531	12.531	12.531
**D	THE STATE OF CONNECTICUT ACTING THROUGH ITS TREASURER	69.128	69.128	69.128
**D	SOUTH CAROLINA RETIREMENT SYSTEMS GROUP TRUST	7.634	7.634	7.634
**D	SOUTH CAROLINA RETIREMENT SYSTEMS GROUP TRUST	64.134	64.134	64.134
**D	TENNESSEE VALLEY AUTHORITY RETIREMENT SYSTEM	13.673	13.673	13.673
**D	UPS GROUP TRUST	57.993	57.993	57.993
**D	INTERNATIONAL BANK FOR RECONSTRUCTION AND DEVELOPMENT	2.505	2.505	2.505
**D	PRUDENTIAL INVESTMENT PORTFOLIO 2 PRUDENTIAL QMA INTL DEVELOPED MRKTS INDEX FUND	1.463	1.463	1.463
**D	ENERGY INSURANCE MUTUAL LIMITED	3.239	3.239	3.239
**D	METROPOLITAN LIFE INSURANCE COMPANY	22.873	22.873	22.873
**D	CENTRAL STATES SOUTHEAST AND SOUTHWEST AREAS PENSION FUND	11.584	11.584	11.584
**D	ROY MELLON GLOBAL FUNDS PLC	7.529	7.529	7.529
**D	LOMA PUBLIC EMPLOYEES' RETIREMENT SYSTEM	4.238	4.238	4.238
**D	REGATARK GLOBAL LSTD INFRASTRUCT FD	96.410	96.410	96.410
**D	OPPENHEIMER INTERNATIONAL ULTRA DIVIDEND REVENUE ETF	184	184	184
**D	SANTA BARBARA COUNTY EMPLOYEES RETIREMENT SYSTEM	10.141	10.141	10.141
**D	INTLAFUND SICAV INTERFUND EQUITY ITALY	30.000	30.000	30.000
**D	FIDURAM ASSET MANAGEMENT (IRELAND) FONDITALIA EQUITY ITALY	714.000	714.000	714.000
**D	SEI GLOBAL MASTER FUND PLC	9.075	9.075	9.075



LISTA ESITO DELLE VOTAZIONI

Oggetto: Nomina degli Amministratori per gli esercizi 2019-2020-2021

FAVOREVOLI alla LISTA 2

Badge	Ragione Sociale	Proprio	Delega	Totale
**D	ALLIANZBERNSTEIN FUND DYNAMIC	2.482	2.482	2.482
**D	NUVEEN GLOBAL INVESTORS FUND	56.545	56.545	56.545
**D	TRUST AND CUSTODY SERVICES	158.244	158.244	158.244
**D	KOKUSAI EQUITY INDEX FUND	10.101	10.101	10.101
**D	CONSULTING GROUP CAPITAL MARKE	14.125	14.125	14.125
**D	CNS GLOBAL LIST INFRASTRUCTURE	73.295	73.295	73.295
**D	WELLS FARGO LUX WORLDWIDE	14.330	14.330	14.330
**D	TOUCHSTONE FUNDS GROUP	9.938	9.938	9.938
**D	TRUST AND CUSTODY SERVICES BAN	98.092	98.092	98.092
**D	SHINKO GLOBAL INFRASTRUCTURE	24.922	24.922	24.922
**D	SG ACTIONS EUROPE MULTIGESTION	2.290	2.290	2.290
**D	OFI MARKET NEUTRAL EQUITY	22.989	22.989	22.989
**D	ETOLIE SECTORIELLE EUROPE	1.799	1.799	1.799
**D	ANTARIUS ROTATION SECTORIELLE	863	863	863
**D	MAAF ASSURANCE SA	213.864	213.864	213.864
**D	PROTEC BTP	4.704	4.704	4.704
**D	AMUNDI S.F. EURO EQ MARKET PL	22.127	22.127	22.127
**D	CENTRAL BANK OF IRELAND	842	842	842
**D	TOBAM ANTI-BENCHMARK EURO EQUITY	81.091	81.091	81.091
**D	AMUNDI INDEX MSCI EUROPE	73	73	73
**D	AMUNDI INDEX MSCI EMU	207.700	207.700	207.700
**D	AMUNDI INDEX MSCI WORLD	74	74	74
**D	AMUNDI INDEX EQUITY EUROPE LOW	101	101	101
**D	AMUNDI INDEX EQUITY GLOBAL LOW	44	44	44
**D	AMUNDI FUNDS EQUITY EUROPE RISK	5.611	5.611	5.611
**D	AMUNDI FUNDS EQUITY EURO RISK	139	139	139
**D	LA SAUVEGARDE (A) EUROPE	10.680	10.680	10.680
**D	GMF ASSURANCES (A) EUROPE	729.845	729.845	729.845
**D	MMA IARD SA (A) EUROPE	201.268	201.268	201.268
**D	FIDELIA ASSISTANCE	262.777	262.777	262.777
**D	ASSISTANCE PROTECTION JURIDIQUE (A)	3.518	3.518	3.518
**D	MAAF VIE ACTIF GENERAL	25.384	25.384	25.384
**D	ABP IARD	278.826	278.826	278.826
**D	MAAF VIE WINNEO PERP	12.596	12.596	12.596
**D	MAAF SANTE	2.108	2.108	2.108
**D	TONI ACTIONS 100	10.115	10.115	10.115
**D	VIVACCIO ACTIONS	39.891	39.891	39.891
**D	LBPAM ACTIONS 80	135.224	135.224	135.224
**D	LBPAM ACTIONS EUROPE MONDE	52.899	52.899	52.899
**D	ERISA ACTIONS EUROPE N2	31.686	31.686	31.686
**D	LBPAM STRATEGIE PEA 2	22.176	22.176	22.176
**D	LBPAM STRATEGIE PEA 1	83.827	83.827	83.827
**D		59.341	59.341	59.341

LISTA ESITO DELLE VOTAZIONE

Oggetto: Nomina degli Amministratori per gli esercizi 2019-2020-2021

FAVOREVOLI alla LISTA 2

Badge	Ragione Sociale	Proprio	Delega	Totale
**D	ROFS EURO P	124.235	124.235	124.235
**D	ICARE	14.299	14.299	14.299
**D	AMUNDI HORIZON	12.818	12.818	12.818
**D	PORTFOLIO LCR ACTIONS	3.726	3.726	3.726
**D	ROFS-SMART INDEX EURO	52.916	52.916	52.916
**D	IBM FRANCE	3.000	3.000	3.000
**D	FCP CARMKO EUROPE	13.199	13.199	13.199
**D	SEYOND ACTIONS EUROPEENES	53.672	53.672	53.672
**D	SEYOND EQUITY FACTOR INVESTING	3.414	3.414	3.414
**D	AMUNDI ACTIONS EURO ISR	671	671	671
**D	ASSURDIX	35	35	35
**D	ATOUT EUROPE SMART BETA	91	91	91
**D	AMUNDI ETF FTSE ITALIA PIR UCITS	12.712	12.712	12.712
**D	AHL INSTITUTIONAL SERIES 3 LTD	7.407	7.407	7.407
**D	MAN AHL DIVERSIFIED MARKETS 3 LTD	248	248	248
**D	MAN FUNDS VIII ICAY-MAN AHL DIVERSIFIED.	2.448	2.448	2.448
**D	MAN AHL DIVERSIFIED MARKETS EU BEUR- WORLD TRADE CENTER	399	399	399
**D	GLG EUROPEAN LONG-SHORT MASTER FUND LTD MAILES CORPORATE SERVICES LIMITED	1.377.520	1.377.520	1.377.520
**D	ELECTRON CAPITAL PARTNERS LLC ELECTRON GLOBAL MSTR FD LP	19.577	19.577	19.577
**D	ELECTRON CAPITAL PARTNERS LLC AGR TRADING SPC	1.439.414	1.439.414	1.439.414
**D	MAKURIA LUXEMBOURG II SARL CO MAKURIA INVESTMENT MANAGEMENT (UK) LLP	10.111.280	10.111.280	10.111.280
**D	GOVERNMENT OF NORWAY	147.680	147.680	147.680
**D	NORGES BANK	73.399	73.399	73.399
**D	ENERGY SUPER	28.303	28.303	28.303
**D	MLC INVESTMENTS, MLC LIMITED	415	415	415
**D	UBS (LUX) STRATEGY SICAV SAP DEFENSIVE (USD)	851	851	851
**D	UBS (LUX) STRATEGY SICAV SAP DYNAMIC (USD)	4.854	4.854	4.854
**D	UBS FUND MANAGEMENT (LUXEMBOURG) SA	8.211	8.211	8.211
**D	UBS FUND MANAGEMENT (LUXEMBOURG) SA	689	689	689
**D	UBS FUND MANAGEMENT (LUXEMBOURG) SA	255	255	255
**D	UBS FUND MANAGEMENT (LUXEMBOURG) SA	165	165	165
**D	UBS FUND MANAGEMENT (LUXEMBOURG) SA	773	773	773
**D	UBS FUND MANAGEMENT (LUXEMBOURG) SA	1.218	1.218	1.218
**D	UBS FUND MANAGEMENT (LUXEMBOURG) SA	131	131	131
**D	UBS FUND MANAGEMENT (LUXEMBOURG) SA	1.134	1.134	1.134
**D	UBS FUND MANAGEMENT (LUXEMBOURG) SA	1.073	1.073	1.073
**D	UBS FUND MANAGEMENT (LUXEMBOURG) SA	916	916	916
**D	UBS FUND MANAGEMENT (LUXEMBOURG) SA	240	240	240
**D	UBS FUND MANAGEMENT (LUXEMBOURG) SA	771	771	771
**D	UBS FUND MANAGEMENT (LUXEMBOURG) SA	379	379	379
**D	UBS FUND MANAGEMENT (LUXEMBOURG) SA	1.751	1.751	1.751
**D	UBS FUND MANAGEMENT (LUXEMBOURG) SA	1.774	1.774	1.774
**D	UBS FUND MANAGEMENT (LUXEMBOURG) SA	2.480	2.480	2.480



LISTA ESITO DELLE VOTAZIONI

Oggetto: Nomina degli Amministratori per gli esercizi 2019-2020-2021

FAVOREVOLI alla LISTA 2

Badge	Ragione Sociale	Proprio	Delega	Totale
**D	UBS FUND MANAGEMENT (LUXEMBOURG) SA		1.471	1.471
**D	UBS FUND MANAGEMENT (SWITZERLAND) AG.		137.920	137.920
**D	UBS FUND MANAGEMENT (SWITZERLAND) AG.		100	100
**D	UBS FUND MANAGEMENT (SWITZERLAND) AG.		73	73
**D	UBS FUND MANAGEMENT (SWITZERLAND) AG.		387	387
**D	UBS FUND MANAGEMENT (SWITZERLAND) AG.		536	536
**D	UBS FUND MANAGEMENT (SWITZERLAND) AG.		116	116
**D	UBS FUND MANAGEMENT (SWITZERLAND) AG.		148	148
**D	UBS FUND MANAGEMENT (SWITZERLAND) AG.		258.452	258.452
**D	UBS FUND MGT (CH) AG CH0467/UBSCHIF2-EQ GLOB		3.628	3.628
**D	VICTORIAN SUPERANNUATION FUND		279.284	279.284
**D	361 GLOBAL LONG/SHORT EQUITY FUNDAT		37.758	37.758
**D	A AND Q METRIC SPC- BLACK DIAMOND ARBITRAGE SP		57.939	57.939
**D	ABERDEEN INVESTMENT FUNDS UK ICVC II - ABERDEEN WORLD EQUITY ENHANCED INDEX FUND		18.529	18.529
**D	ABERDEEN INVESTMENT FUNDS UK ICVC II - ABERDEEN EUROPEAN EQUITY ENHANCED INDEX FUND		82.179	82.179
**D	AEGON CUSTODY B.V		85.691	85.691
**D	AEGON CUSTODY B.V		13.616	13.616
**D	AHL ALPHA MASTER LIMITED C/O CITCO TRUSTEES (CAYMAN) LIMITED		7.794	7.794
**D	AHL DIRECTIONAL EQUITIES MASTER LIMITED		4.538	4.538
**D	AHL EVOLUTION LTD SHARMAINE BERKELEY ARGONAUT LTD		168.961	168.961
**D	ANALYTIC GLOBAL LONG/SHORT EQUITY FUND II LP		7.781	7.781
**D	ATLAS QUANTITATIVE TRADING FUND LTD		30.369	30.369
**D	BERESFORD FUNDS PLC		65.708	65.708
**D	BLACK DIAMOND ARBITRAGE OFFSHORE LTD UBS (CAYMAN ISLANDS) LTD		21.604	21.604
**D	BLACK DIAMOND OFFSHORE LTD		8.888	8.888
**D	BLACK DIAMOND OFFSHORE LTD. C.O. UBS (CAYMAN ISLANDS) LTD		11.065	11.065
**D	BLACK DIAMOND RELATIVE VALUE		4.821	4.821
**D	BLACK DIAMOND RELATIVE VALUE CAYMAN LP		2.371	2.371
**D	BLACK DIAMOND RELATIVE VALUE OFFSHORE LTD.		4.997	4.997
**D	CBOSC ATF CW BK GRP SUP WGS08		19.071	19.071
**D	CFSIL - COLONIAL FIRST STATE GLOBAL ASSET MANAGEMENT MULTI SECTOR TRUST 1		288	288
**D	CFSIL RE COLONIAL FIRST STATE INVESTMENT FUND 10		7.277	7.277
**D	CITITRUST LIMITED AS TRUSTEE OF BLACKROCK PREMIER FUNDS-BLACKROCK WORLD EQUITY INDEX FUND		2.774	2.774
**D	COLONIAL FIRST STATE INVESTMENTS LIMITED.		2.431	2.431
**D	COLONIAL FIRST STATE INVESTMENTS LIMITED.		879.091	879.091
**D	COLONIAL FIRST STATE INVESTMENTS LIMITED.		44.646	44.646
**D	COLONIAL FIRST STATE INVESTMENTS LIMITED.		10.827	10.827
**D	COLONIAL FIRST STATE INVESTMENTS LIMITED.		115.457	115.457
**D	COMMONWEALTH GLOBAL INFRASTRUCTURE SECURITIES FUND 1		356.378	356.378
**D	DOUBLE BLACK DIAMOND OFFSHORE LTD.		53.815	53.815
**D	DOUBLE BLACK DIAMOND OFFSHORE LTD. UBS (CAYMAN ISLANDS) LTD.		40.119	40.119
**D	GOTHAM CAPITAL V LLC		285	285
**D	HOSTPLUS POOLED SUPERANNUATION TRUST		9.208	9.208

Azionisti:

1.356 Testi:

3

Azionisti in proprio:

2

Azionisti in delega:

1.354

Assemblea Ordinaria del 18 aprile 2019

LISTA ESITO DELLE VOTAZIONI

Oggetto: Nomina degli Amministratori per gli esercizi 2019-2020-2021


FAVOREVOLI alla LISTA 2

Badge	Ragione Sociale	Proprio	Delega	Totale
**D	MEDICAL ASSURANCE SOCIETY NEW ZEALAND LIMITED	4.621	4.621	4.621
**D	NATIONAL COUNCIL FOR SOCIAL SECURITY FUND.	2.510	2.510	2.510
**D	NEUBURG NOMINEES LIMITED INVESTORS WHOLESale GLOBAL EQUITY (INDEX) TRUST	22.312	22.312	22.312
**D	PINEBRIDGE FUND SERIES PINEBRIDGE EUROPE EQUITY FUND	83.764	83.764	83.764
**D	SDA INTL EQUITY INDEX FD-WORLD	16.503	16.503	16.503
**D	SOCIALLY RESPONSIBLE DEVELOPED MARKETS FUNDAMENTAL INDEX CTF	562	562	562
**D	STICHTING ALGEMEEN PENSIOENFONDS	16.898	16.898	16.898
**D	STICHTING PENSIOENFONDS METAAL	360.655	360.655	360.655
**D	STICHTING PGM DEPOSITARY	437.869	437.869	437.869
**D	THE NOMURA TRUST AND BANKING CO LTD	14.220	14.220	14.220
**D	THE NOMURA TRUST AND BANKING CO LTD	1.348	1.348	1.348
**D	THREE BRIDGES EUROPE MASTER FUND LTD.	2.521	2.521	2.521
**D	TUDOR SYSTEMATIC TACTICAL TRADING LTD - SERGEY C/O TUDOR INVESTMENT CORPORATION	3.379	3.379	3.379
**D	VICTORY MARKET NEUTRAL INCOME FUND	5.736	5.736	5.736
**D	VICTORYSHARES DEVELOPED ENHANCED VOLATILITY WTD INDEX ETF	12.158	12.158	12.158
**D	VICTORYSHARES INTERNATIONAL HIGHDIV VOLATILITY WTD INDEX ETF	17.215	17.215	17.215
**D	VICTORYSHARES INTERNATIONAL VOLATILITY WTD INDEX ETF	3.867	3.867	3.867
**D	ZURICH LIFE ASSURANCE PLC	82.583	82.583	82.583
**D	ABERDEEN INVESTMENT FUNDS UK ICVC II - ABERDEEN EUROPEAN EQUITY TRACKER FUND	1.076	1.076	1.076
**D	CBOSC-CBGS-WGSS07	3.565	3.565	3.565
**D	AEGON CUSTODY B.V.	70.452	70.452	70.452
**D	BEAUMONT HEALTH MASTER RETIREMENT TRUST	2.643	2.643	2.643
**D	KAISER PERMANENTE GROUP TRUST	1.178.994	1.178.994	1.178.994
**D	ARKWRIGHT, LLC	702	702	702
**D	KAISER FOUNDATION HOSPITALS	890.308	890.308	890.308
**D	BRUNEI INVESTMENT AGENCY	17.739	17.739	17.739
**D	BARINGS ACTIVE PASSIVE EQUITY DIRECT EAFE LLC	152	152	152
**D	INTERNATIONAL MONETARY FUND	11.636	11.636	11.636
**D	INTERNATIONAL MONETARY FUND	11.451	11.451	11.451
**D	LAUDUS INTERNATIONAL MARKETMASTERS FUND	3.210	3.210	3.210
**D	SCHWAB INTERNATIONAL EQUITY ETF	551.880	551.880	551.880
**D	SCHWAB FUNDAMENTAL INTERNATIONAL LARGE COMPANY INDEX ETF	133.757	133.757	133.757
**D	DUPONT PENSION TRUST	76.810	76.810	76.810
**D	JOHN HANCOCK VAR INS TRUST STRATEGIC EQUITY ALLOCATION TRUST	101.748	101.748	101.748
**D	JOHN HANCOCK FUNDS II STRATEGIC EQUITY ALLOCATION FUND	46.751	46.751	46.751
**D	LAZARD GLOBAL LISTED INFRASTRUCTURE PORTFOLIO	20.216.429	20.216.429	20.216.429
**D	LAZARD REAL ASSETS AND PRICING OPPORTUNITIES PORTFOLIO	6.689	6.689	6.689
**D	LAZARD EQUITY FRANCHISE PORTFOLIO	17.742	17.742	17.742
**D	LAZARD ESC GLOBAL LISTED INFRASTRUCTURE PORTFOLIO	26.924	26.924	26.924
**D	ALLIANZ GLOBAL INVESTORS GMBH FOR DBI-FONDS SET 4	6.940	6.940	6.940
**D	COHEN + STEERS INFRASTRUCTURE FUND, INC.	844.646	844.646	844.646
**D	MANNING AND NAPIER	885	885	885
**D	GOLDMAN SACHS TRUST II-GOLDMAN SACHS M-M REAL ASSETS STRAT FD	70.111	70.111	70.111

LISTA ESITO DELLE VOTAZIONE
 Oggetto: Nomina degli Amministratori per gli esercizi 2019-2020-2021

FAVOREVOLI alla LISTA 2

Badge	Regione Sociale	Proprio	Delega	Totale
**D	GOLDMAN SACHS TRUST - GOLDMAN SACHS GLOBAL INFRASTRUCTURE FUND		92.896	92.896
**D	ALLIANCEBERNSTEIN GLOBAL RISK ALLOCATION FUND INC		613	613
**D	ALLIANCEBERNSTEIN VAR PROD SER F INC.ALIANCEB DYN ASSET ALL PTF		176	176
**D	JOHN HANCOCK LIFE AND HEALTH INSURANCE COMPANY		26.295	26.295
**D	THE MASTER TRUST BK OF JP LTD: HITACHI FOREIGN EQ INDEX MF		10.334	10.334
**D	SPDR MSCI WORLD QUALITY MIX FUND		314	314
**D	RUSSELL TRUST CO COMMINGLED EMPLOYEE BENEFIT FUNDS TRUST		507.606	507.606
**D	IBM RETIREMENT PLAN		3.150	3.150
**D	AMERICAN BUREAU OF SHIPPING		468	468
**D	THE MAS TR BK OF JAPAN,LTD.ATF GL BL RK CON FD K(FOR OIL ONLY)		3.529	3.529
**D	JP TR SERV BK LTD ATF MATB MSCI KOKUSAI INDEX MOTHER F		2.714	2.714
**D	ALPINE GLOBAL INFRASTRUCTURE FUND		57.800	57.800
**D	ANIMA FUNDS PLC		283.027	283.027
**D	ARCHITAS MULTI-MANAGER GLOBAL FUNDS UNIT TRUST		24.175	24.175
**D	STATE OF ALASKA RETIREMENT AND BENEFITS PLANS		111.100	111.100
**D	STATE OF ALASKA RETIREMENT AND BENEFITS PLANS		264.604	264.604
**D	UNITED TECHNOLOGIES CORPORATION EMPLOYEE SAVINGS PLAN		38.691	38.691
**D	BEAR CREEK INC.		400	400
**D	THE WALT DISNEY COMPANY RETIREMENT PLAN MASTER TRUST		7.842	7.842
**D	BROOKFIELD REAL ASSETS HYBRID MASTER FUND L.P		17.100	17.100
**D	RNO MSCI EAFE INDEX ETF		62.113	62.113
**D	MET INVESTOR SERIES TRUST-ALLIANC GLOBAL DYNAMIC ALL PTF		41.894	41.894
**D	PACE ALTERNATIVE STRATEGIES INVESTMENTS		6.472	6.472
**D	UBS (US) GROUP TRUST		23.474	23.474
**D	UAW RETIREE MEDICAL BENEFITS TRUST		79.214	79.214
**D	CENTRAL PROVIDENT FUND BOARD		2.868	2.868
**D	CITY UNIVERSITY OF NEW YORK		583	583
**D	DESJARDINS GLOBAL INFRASTRUCTURE FUND		321.855	321.855
**D	CALVERT VP EAFE INTERNATIONAL INDEX PORTFOLIO		4.209	4.209
**D	CALVERT RESP INX SRS, INC.-CLVRT DVD MKTIS EX-U.S. RSP INX FD		5.745	5.745
**D	CAISSE DE DEPOT ET PLACEMENT DU QUEBEC		306.998	306.998
**D	THE REGENTS OF THE UNIVERSITY OF CALIFORNIA		357.632	357.632
**D	FIDELITY CANADIAN LARGE CAP FUND		121.572	121.572
**D	FIDELITY GLOBAL ASSET ALLOCATION FUND		47.789	47.789
**D	FIDELITY INCOME ALLOCATION FUND		8.206	8.206
**D	FIDELITY MONTHLY INCOME FUND		70.384	70.384
**D	FIDELITY NORTHSTAR FUND		2.400.000	2.400.000
**D	FIDELITY CONCENTRATED VALUE INVESTMENT TRUST		31.193	31.193
**D	FIDELITY CAPITAL STRUCTURE CORP.		14.876	14.876
**D	FRANSELECT, LLC		696	696
**D	FRANSELECT, LLC		22.750	22.750
**D	FRANSELECT, LLC		12.697	12.697
**D	FRANSELECT, LLC		4.448	4.448



LISTA ESITO DELLE VOTAZIONE

Oggetto: Nomina degli Amministratori per gli esercizi 2019-2020-2021

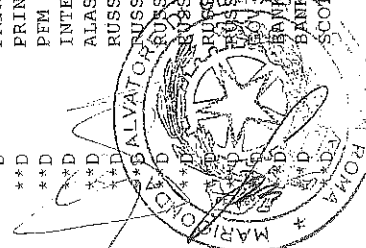
FAVOREVOLI alla LISTA 2

Badge	Ragione Sociale	Proprio	Delega	Totale
**D	FRANKLIN TEMPLETON ETF TRUST - FRANKLIN FTSE ITALY ETF	15.480	15.480	15.480
**D	FRANKLIN FTSE EUROPE EX U.K. INDEX ETF	9.751	9.751	9.751
**D	FRANKLIN TEMPLETON ETF TRUST - FRANKLIN FTSE EUROPE HEDGED ETF	264	264	264
**D	TAX - MANAGED INTERNATIONAL EQUITY PORTFOLIO	4.194	4.194	4.194
**D	PARTNERS GROUP PRIVATE EQUITY DC COLLECTIVE INVESTMENT TR	12.024	12.024	12.024
**D	RUSSELL INVESTMENT COMPANY RUSSELL TAX-MANAGED INTL EQ FUND	16.850	16.850	16.850
**D	RUSSELL INVESTMENT COMPANY RUSSELL GLOBAL INFRASTRUCTURE FUND	810.841	810.841	810.841
**D	RUSSELL INVESTMENT COMPANY RUSSELL MULTI-STRATEGY INCOME FUND	14.633	14.633	14.633
**D	RUSSELL INVESTMENT COMPANY MULTIFACTOR INTERNATIONAL EQUITY F	53.897	53.897	53.897
**D	ROCHE U.S. RETIREMENT PLANS MASTER TRUST	211.604	211.604	211.604
**D	RUSSELL INVESTMENT COMPANY MULTI-ASSET GROWTH STRATEGY FUND	93.168	93.168	93.168
**D	BROOKFIELD GLOBAL REAL ASSET FUND	14.700	14.700	14.700
**D	TRANSAMERICA INTERNATIONAL EQUITY INDEX VP	962	962	962
**D	LAZARD GLOBAL INFRASTRUCTURE FUND	662.996	662.996	662.996
**D	FIRST CHURCH OF CHRIST, SCIENTIST	347	347	347
**D	TANGERINE DIVIDEND PORTFOLIO	6.436	6.436	6.436
**D	TANGERINE BALANCED INCOME PORTFOLIO	1.107	1.107	1.107
**D	TANGERINE BALANCED PORTFOLIO	7.475	7.475	7.475
**D	TANGERINE BALANCED GROWTH PORTFOLIO	6.454	6.454	6.454
**D	TANGERINE EQUITY GROWTH PORTFOLIO	7.930	7.930	7.930
**D	LAZARD GLOBAL LISTED INFRASTRUCTURE (CANADA) FUND	1.637.187	1.637.187	1.637.187
**D	LAZARD GLOBAL EQUITY FRANCHISE (CANADA) FUND	217.471	217.471	217.471
**D	MM MSCI EAFE INTERNATIONAL INDEX FUND	7.890	7.890	7.890
**D	JANUS CAPITAL MANAGEMENT LLC	3	3	3
**D	JNL/MELLON CAPITAL MSCI WORLD INDEX FUND	4.241	4.241	4.241
**D	INTECH GLOBAL ALL COUNTRY ENHANCED INDEX FUND LLC	467	467	467
**D	OPENWORLD PUBLIC LIMITED COMPANY	638.571	638.571	638.571
**D	STATE STREET GLOBAL EQUITY EX-US INDEX PORTFOLIO	51.853	51.853	51.853
**D	STATE STREET INTERNATIONAL DEVELOPED EQUITY INDEX PORTFOLIO	111.340	111.340	111.340
**D	DEUTSCHE EAFE EQUITY INDEX FUND	1.598	1.598	1.598
**D	INVESCO GLOBAL INFRASTRUCTURE FUND	19.698	19.698	19.698
**D	KP INTERNATIONAL EQUITY FUND	11.313	11.313	11.313
**D	CAYMAN ISLANDS CHAMBER OF COMMERCE PENSION FUND	4.098	4.098	4.098
**D	RHUMBLINE INTERNATIONAL POOLED INDEX TRUST	6.840	6.840	6.840
**D	LVIP SSGA INTERNATIONAL INDEX FUND	91.532	91.532	91.532
**D	SPDR MSCI ACWI IMI ETF	1.699	1.699	1.699
**D	SPDR MSCI EAFE FOSSIL FUEL RESERVES FREE ETF	2.842	2.842	2.842
**D	SPDR MSCI WORLD STRATEGICFACTORS ETF	94	94	94
**D	SPDR MSCI ACWI LOW CARBON TARGET ETF	1.948	1.948	1.948
**D	LAZARD GLOBAL INVESTMENT FUNDS PUBLIC LIMITED COMPANY	4.823	4.823	4.823
**D	ALLIANCEBERNSTEIN INTERNATIONAL ALL-COUNTRY PASSIVE SERIES	2.309	2.309	2.309
**D	MARYLAND STATE RETIREMENT & PENSION SYSTEM	11.153	11.153	11.153
**D	RUSSELL INV MULTI-ASSET FACTOR EXPOSURE FUND	19.839	19.839	19.839

LISTA ESITO DELLE VOTAZIONE
 Oggetto: Nomina degli Amministratori per gli esercizi 2019-2020-2021

FAVOREVOLI alla LISTA 2

Badge	Ragione Sociale	Proprio	Delega	Totale
**D	THE PRUDENTIAL INSURANCE COMPANY OF AMERICA	40.957	40.957	40.957
**D	MDPIM INTERNATIONAL EQUITY INDEX POOL	3.799	3.799	3.799
**D	MERCER QIF CCF	53.442	53.442	53.442
**D	MORGAN STANLEY INST FUND INC. GLOBAL INFRASTRUCTURE PORTFOLIO	152.772	152.772	152.772
**D	MORGAN STANLEY INSTITUTIONAL FUND INC MULTI- ASSET PORTFOLIO	7.293	7.293	7.293
**D	GTAA PANTHER FUND L.P	202.882	202.882	202.882
**D	MGI FUNDS PLC	368.114	368.114	368.114
**D	MERCER QIF CCF	19.131	19.131	19.131
**D	MORGAN STANLEY INSTITUTIONAL FUND, INC.- REAL ASSETS PORTFOLIO	964	964	964
**D	MORGAN STANLEY INSTITUTIONAL FUND TR- GL MULTI-ASSET INC PTF	1.925	1.925	1.925
**D	BRIGHTHOUSE FUNDS TRUST I - PANAGORA GLOBAL DIV RISK PORTFOLIO	929	929	929
**D	NUVEEN REAL ASSET INCOME FUND	127.969	127.969	127.969
**D	NUVEEN REAL ASSET INCOME AND GROWTH FUND	50.256	50.256	50.256
**D	RUSSELL INVESTMENT COMPANY PLC	9.049	9.049	9.049
**D	HARTFORD LIFE INSURANCE COMPANY	3.651	3.651	3.651
**D	NORTHROP GRUMMAN CORPORATION VEBA MASTER TRUST I	604	604	604
**D	TEXAS MUNICIPAL RETIREMENT SYSTEM	60.216	60.216	60.216
**D	NBI CANADIAN FAMILY BUSINESS ETF	19.825	19.825	19.825
**D	STATE OF NEW JERSEY COMMON PENSION FUND D	305.527	305.527	305.527
**D	CITY OF NEW YORK GROUP TRUST	183.477	183.477	183.477
**D	PIMCO EQUITY SERIES:PIMCO RAFI DYNAMIC MULTI-FACTOR INT EQ ETF	755	755	755
**D	FIDELITY COVINGTON TRUST - FIDELITY TARGETED INT FACTOR ETF	1.320	1.320	1.320
**D	FIDELITY INTERNATIONAL HIGH DIVIDEND INDEX ETF	6.535	6.535	6.535
**D	FIDELITY INTERNATIONAL LOW VOLATILITY INDEX ETF	11.438	11.438	11.438
**D	PIMCO FUNDS GLOBAL INVESTORS SERIES PLC	807	807	807
**D	PIMCO RAE FUNDAMENTAL INTERNATIONAL FUND LLC	239	239	239
**D	PRINCIPAL EXCHANGE-TRADED FDS-PRINC INT MULTI-FACTOR INDEX ETF	6.674	6.674	6.674
**D	PRINCIPAL DIVERSIFIED REAL ASSET CIT	937	937	937
**D	PEM MULTI-MANAGER SERIES TRUST - PFM MULTI-MANAGER INT EQ FD	252.032	252.032	252.032
**D	INTEL CORPORATION RETIREE MEDICAL PLAN TRUST	184.537	184.537	184.537
**D	ALASKA COMMON TRUST FUND	3.697	3.697	3.697
**D	RUSSELL INVESTMENTS GLOBAL INFRASTRUCTURE POOL	8.065	8.065	8.065
**D	RUSSELL INVESTMENTS OVERSEAS EQUITY POOL	16.336	16.336	16.336
**D	RUSSELL INVESTMENTS MULTI-FACTOR INTERNATIONAL EQUITY FUND	1.636.707	1.636.707	1.636.707
**D	RUSSELL INSTITUTIONAL FUNDS,LLC-RUSSELL INTL EQUITY FUND	2.763	2.763	2.763
**D	RUSSELL INSTL FUNDS,LLC-RUSSELL GLOB LISTED INFRA FUND	4.036	4.036	4.036
**D	RUSSELL INVESTMENTS OVERSEAS EQUITY FUND	2.209	2.209	2.209
**D	ROYAL BANK OF KOREA	280.278	280.278	280.278
**D	BANK OF KOREA	1.695	1.695	1.695
**D	SCOTIA PRIVATE GLOBAL INFRASTRUCTURE POOL	19.724	19.724	19.724
**D		47	47	47
**D		462	462	462
**D		339.701	339.701	339.701



LISTA ESITO DELLE VOTAZIONI

Oggetto: Nomina degli Amministratori per gli esercizi 2019-2020-2021

FAVOREVOLI alla LISTA 2


Badge	Ragione Sociale	Proprio	Delega	Totale
**D	SSGA MSCI ACWI EX-USA INDEX NON-LENDING DAILY TRUST		12.613	12.613
**D	STATE STREET IRELAND UNIT TRUST		62.745	62.745
**D	GTAAN - SL LP		41.122	41.122
**D	THE WORKERS' COMPENSATION BOARD		1.011.739	1.011.739
**D	SSGA SPDR ETFS EUROPE I PUBLIC LIMITED COMPANY		64.769	64.769
**D	SSGA SPDR ETFS EUROPE II PUBLIC LIMITED COMPANY		83.223	83.223
**D	CALIFORNIA PUBLIC EMPLOYEES RETIREMENT SYSTEM		796.359	796.359
**D	ROMAN CATHOLIC BISHOP OF SPRINGFIELD A CORPORATION SOLE		258	258
**D	DELTASHARES S+P INTERNATIONAL MANAGED RISK ETF		6.289	6.289
**D	TEACHER RETIREMENT SYSTEM OF TEXAS		360.811	360.811
**D	TJ-NONQUALIFIED, LLC		60.260	60.260
**D	TJ-QUALIFIED, LLC		45.316	45.316
**D	PINEBRIDGE GLOBAL FUNDS		17.425	17.425
**D	UBS (IRL) ETF PLC		2.144	2.144
**D	VANGUARD FTSE DEVELOPED EUROPE ALL CAP INDEX ETF		8.876	8.876
**D	VANGUARD FTSE DEVELOPED ALL CAP EX NORTH AMERICA INDEX ETF		19.704	19.704
**D	VANGUARD DEVEL ALL-CAP EX NORTH AMERICA EQT IND POOLED FUND		1.583	1.583
**D	VANGUARD GLOBAL MINIMUM VOLATILITY ETF		1.128	1.128
**D	VANGUARD FTSE DEVEL EX NTH AMER HIGH DIVIDEND YIELD INDEX ETF		545	545
**D	ALLIANZ GLOBAL INVESTORS GMBH FOR ALLIANZGI-FONDS VDB		9.120	9.120
**D	VANGUARD INVESTMENTS II COMMON CONTRACTUAL FUND		17.122	17.122
**D	VANGUARD INVESTMENTS COMMON CONTRACTUAL FUND		62.997	62.997
**D	VANGUARD FTSE DEVELOPED EUROPE INDEX ETF		1.698	1.698
**D	WELLS FARGO BK DECL OF TR EST INV FUNDS FOR EMPLOYEE BEN TR		81.177	81.177
**D	WELLS FARGO MASTER TRUST-WELLS FRGO FACTR ENHANCED INT PRFTLLO		30.935	30.935
**D	WILMINGTON TRUST, NATIONAL ASSOCIATION		4.010	4.010
**D	DIVERSIFIED MARKETS (2010) POOLED FUND TRUST		8.137	8.137
**D	WASHINGTON STATE INVESTMENT BOARD		168.288	168.288
**D	WASHINGTON STATE INVESTMENT BOARD		3.295	3.295
**D	NEW YORK STATE TEACHERS RETIREMENT SYSTEM		185.117	185.117
**D	BMO MONTHLY INCOME FUND		84.289	84.289
**D	BMO GLOBAL INFRASTRUCTURE FUND		125.680	125.680
**D	BMO DIVERSIFIED INCOME PORTFOLIO		33.122	33.122
**D	PRUDENTIAL RETIREMENT INSURANCE & ANNUITY COMPANY		11.995	11.995
**D	MANULIFE ASSET MANAGEMENT INTERNATIONAL EQUITY INDEX POOLED F		19.724	19.724
**D	SS BK AND TRUST COMPANY INV FUNDS FOR TAXEXEMPT RETIREMENT PL		19.724	19.724
**D	SSGA RUSSELL FD GL EX-US INDEX NONLENDING OF COMMON TRUST FUND		2.351.018	2.351.018
**D	SSGA FTSE RAFI DEVELOPED 1000 INDEX NON-LENDING COMMON TR F		6.837	6.837
**D	SS FTSE DEV COMPREHENSIVE FACTOR IND NON-LENDING COMMON TRU FD		6.078	6.078
**D	STATE STREET SP GLO INFRA INDEX NON-LENDING COMMON TRUST FUND		7.418	7.418
**D	STATE STREET RAFI DEVELOP EX-US INDEX NON-LENDING COMMON TR FUND		594.336	594.336
**D	MSCI EAFE PROV SCREENED INDEX NON - LENDING COMMON TR FUND		1.293	1.293
**D	VANGUARD TOTAL WORLD STOCK INDEX FUND		8.854	8.854
**D			176.970	176.970

LISTA ESITO DELLE VOTAZIONE

Oggetto: Nomina degli Amministratori per gli esercizi 2019-2020-2021

FAVOREVOLI alla LISTA 2

Badge	Ragione Sociale	Proprio	Delega	Totale
**D	VANGUARD DEVELOPED MARKETS INDEX FUND	3.208.985	3.208.985	3.208.985
**D	STATE STREET GLOBAL ADVISORS LUXEMBOURG SICAV	197.173	197.173	197.173
**D	UBS ETF	775.030	775.030	775.030
**D	ISHARES MSCI ACWI ETF	153.276	153.276	153.276
**D	ISHARES MSCI ACWI EX US ETF	91.476	91.476	91.476
**D	ISHARES EUROPE ETF	112.814	112.814	112.814
**D	ISHARES MSCI EAFE ETF	2.225.444	2.225.444	2.225.444
**D	ISHARES MSCI EAFE VALUE ETF	430.636	430.636	430.636
**D	ISHARES GLOBAL INDUSTRIALS ETF	25.532	25.532	25.532
**D	ISHARES MSCI EUROZONE ETF	766.500	766.500	766.500
**D	ISHARES MSCI ITALY ETF	699.436	699.436	699.436
**D	ISHARES MSCI KOKUSAI ETF	1.848	1.848	1.848
**D	ISHARES GLOBAL INFRASTRUCTURE ETF	4.884.650	4.884.650	4.884.650
**D	ISHARES MSCI DEVELOPED WORLD INDEX FUND	2.012	2.012	2.012
**D	ISHARES CORE MSCI EAFE ETF	1.846.097	1.846.097	1.846.097
**D	ISHARES CORE MSCI TOTAL INTERNATIONAL STOCK ETF	290.053	290.053	290.053
**D	ISHARES CORE MSCI INTERNATIONAL DEVELOPED MARKETS ETF	41.816	41.816	41.816
**D	ISHARES MSCI WORLD ETF	9.384	9.384	9.384
**D	ISHARES CORE MSCI EAFE IMI INDEX ETF	59.499	59.499	59.499
**D	ISHARES MSCI EUROPE IMI INDEX ETF	11.024	11.024	11.024
**D	ISHARES MSCI ACWI LOW CARBON TARGET ETF	11.534	11.534	11.534
**D	ISHARES CORE MSCI EUROPE ETF	166.484	166.484	166.484
**D	ISHARES EDGE MSCI INTL SIZE FACTOR ETF	235	235	235
**D	ISHARES INTERNATIONAL FUNDAMENTAL INDEX ETF	4.721	4.721	4.721
**D	BLACKROCK CDN MSCI EAFE EQUITY INDEX FUND	205.808	205.808	205.808
**D	BLACKROCK CDN WORLD INDEX FUND	15.394	15.394	15.394
**D	BLACKROCK CDN MSCI EAFE INDEX PLUS FUND	3.685	3.685	3.685
**D	BLACKROCK CDN GLOBAL INFRASTRUCTURE EQUITY INDEX FUND	596.358	596.358	596.358
**D	ISHARES MSCI EAFE INTERNATIONAL INDEX FUND	283.590	283.590	283.590
**D	ACWI EX-US INDEX MASTER PORTFOLIO OF MASTER INVESTMENT PTF	19.204	19.204	19.204
**D	PROXY TEAM PARAMETRIC PORTFOLIO ASSOCIATES	2.397	2.397	2.397
**D	TEACHERS' RETIREMENT SYSTEM OF THE STATE OF ILLINOIS	73.415	73.415	73.415
**D	IBM 401K PLUS PLAN	88.706	88.706	88.706
**D	COLLEGE RETIREMENT EQUITIES FUND	568.469	568.469	568.469
**D	ADVALVATORNA-CREF INTERNATIONAL EQUITY INDEX FUND	402.551	402.551	402.551
**D	RUSSELL INVESTMENT COMPANY - RUSSELL INTERN DEVELOPED MKT F	52.453	52.453	52.453
**D	BREITENHOUSE FUNDS TRUST II - METLIFE MSCI EAFE INDEX PTF	36.067	36.067	36.067
**D	STATE OF MINNESOTA	269.976	269.976	269.976
**D	RUSSELL INVESTMENT FUNDS INTERNATIONAL DEVELOPED MARKETS FUND	3.171	3.171	3.171
**D	ISHARES MSCI ACWI EX-US ETF	77.364	77.364	77.364
**D	ISHARES MSCI ACWI EX-US	542.184	542.184	542.184
**D	ISHARES MSCI ACWI EX-US	101.037	101.037	101.037
**D	ISHARES MSCI ACWI EX-US	33.076	33.076	33.076



Assemblea Ordinaria del 18 aprile 2019

LISTA ESITO DELLE VOTAZIONE

Oggetto: Nomina degli Amministratori per gli esercizi 2019-2020-2021


FAVOREVOLI alla LISTA 2

Badge	Ragione Sociale	Proprio	Delega	Totale
**D	MORGAN STANLEY INSTITUTIONAL FD TR - GLOBAL STRATEGIST PTF		25.906	25.906
**D	MORGAN STANLEY VAR INS FUND, INC. GLOBAL STRATEGIST PORTFOLIO		9.613	9.613
**D	ONTARIO TEACHERS PENSION PLAN BOARD		48.943	48.943
**D	COMMON TRUST ITALY FUND		428.523	428.523
**D	ISHARES PUBLIC LIMITED COMPANY		243.106	243.106
**D	ISHARES II PUBLIC LIMITED COMPANY		624.532	624.532
**D	ISHARES V PUBLIC LIMITED COMPANY		27.227	27.227
**D	ISHARES III PUBLIC LIMITED COMPANY		286.372	286.372
**D	ISHARES VI PUBLIC LIMITED COMPANY		30.862	30.862
**D	ISHARES IV PUBLIC LIMITED COMPANY		99.551	99.551
**D	ISHARES VII PLC		426.992	426.992
**D	BLACKROCK AM DE FOR ISHARES EURO STOXX UCITS ETF (DE)		150.398	150.398
**D	BLACKROCK AM DE FOR ISHS STOXX EUROPE LARGE 200 UCITS ETF (DE)		7.401	7.401
**D	ISHARES I INV MGT TGV F ISHS ST EUR600 IND.GOODS+SER.UCITS ETF		83.995	83.995
**D	BLACKROCK AM DE FOR ISHARES STOXX EUROPE 600 UCITS ETF (DE)		319.415	319.415
**D	BLACKROCK AM SCHWEIZ AG OBO BIEFS WORLD EX SWITZ EQ INDEX FUND		12.133	12.133
**D	PACE INTERNATIONAL EQUITY INVESTMENTS		100.900	100.900
**D	MAINSTAY MACKAY INTERNATIONAL OPPORTUNITIES FUND		18.943	18.943
**D	MANAGED PENSION FUNDS LIMITED		317.920	317.920
**D	SCOTTISH WIDOWS OVERSEAS GROWTH INV F ICVC - EURO GROWTH F		406.302	406.302
**D	SCOTTISH WIDOWS OVERSEAS GROWTH INV FUNDS ICVC-GLOBAL GROW F		156.816	156.816
**D	SCOTTISH WIDOWS INV SOLUTIONS F ICVC- EUROPEAN (EX UK) EQ FD		126.075	126.075
**D	THE TRUSTEES OF CONOCOPHILLIPS PENSION PLAN		7.625	7.625
**D	FAMILY INVESTMENTS CHILD TRUST FUND		15.919	15.919
**D	FAMILY INVESTMENTS GLOBAL ICVC FAMILY BALANCED INT FUND		11.226	11.226
**D	HSBC AS TRUSTEE FOR SSGA EUROPE EX UK EQUITY TRACKER FUND		462.228	462.228
**D	NATWEST TRU+DEP SERV LTD ATO ST. JAMES'S PL GL EQ UN TR		160.708	160.708
**D	OMNIS MANAGED INVESTMENTS ICVC - OMNIS MULTI-ASSET INCOME FUND		138.759	138.759
**D	HBOS INTERNATIONAL INV FUNDS ICVC- EUROPEAN FUND		149.088	149.088
**D	HBOS INTERNATIONAL INV FUNDS ICVC- INTERNATIONAL GROWTH FUND		299.241	299.241
**D	STICHTING PENSIOENFONDS CHEMOURS NEDERLAND		3.506	3.506
**D	THE TRUSTEES OF GOLDMAN SACHS UK RETIREMENT PLAN		1.715	1.715
**D	STICHTING PHILIPS PENSIOENFONDS		67.874	67.874
**D	LEGG MASON FUNDS ICVC- LEGG MASON IF RARE GLOBAL INF INC FUND		1.091.319	1.091.319
**D	BAHRAIN MUMTALAKAT HOLDING COMPANY		27.776	27.776
**D	VANGUARD INV FDS ICVC-VANG FTSE DEV WOR LD EX - UK EQT IND FD		93.642	93.642
**D	VANGUARD INV F ICVC-VANGUARD FTSE DEV EUROPE EX-UK EQ INDEX F		184.206	184.206
**D	VANGUARD INV FUNDS ICVC-VANGUARD FTSE GLOB ALL CAP IND FUND		1.935	1.935
**D	SCOTTISH WID INV SOLS F ICVC - FDMNTL LOW VOL IND GLO EQT F		61.707	61.707
**D	PUBLIC AUTHORITY FOR SOCIAL INSURANCE		4.699	4.699
**D	SCOTTISH WIDOWS INV SOL F ICVC- FUNDAMENTAL INDEX GLB EQ F		76.086	76.086
**D	STATE STREET INTERNATIONAL EQUITIES INDEX TRUST		9.618	9.618
**D	SPDR S+P WORLD EX AUSTRALIA FUND		2.439	2.439

LISTA ESITO DELLE VOTAZIONE
 Oggetto: Nomina degli Amministratori per gli esercizi 2019-2020-2021

FAVOREVOLI alla LISTA 2

Badge	Ragione Sociale	Proprio	Delega	Totale
**D	ARGO GLOBAL LISTED INFRASTRUCTURE LIMITED	108.617	108.617	108.617
**D	RUSSELL INVESTMENTS LOW CARBON GLOBAL SHARES FUND	2.846	2.846	2.846
**D	CHRISTIAN SUPER	1.945	1.945	1.945
**D	EMERGENCY SERVICES SUPERANNUATION SCHEME	2.461	2.461	2.461
**D	FIRST STATE SUPERANNUATION SCHEME	79.269	79.269	79.269
**D	RUSSELL INVESTMENTS GLOBAL LISTED INFRASTRUCTURE (HEDGED) ETF	294.777	294.777	294.777
**D	VANECK VECTORS FTSE GLOBAL INFRASTRUCTURE (HEDGED) ETF	143.263	143.263	143.263
**D	PINNACLE BNY MELLON GLOBAL INFRASTRUCTURE YIELD FUND	17.868	17.868	17.868
**D	LAZARD GLOBAL LISTED INFRASTRUCTURE FUND	3.411.225	3.411.225	3.411.225
**D	LAZARD GLOBAL EQUITY FRANCHISE FUND	142.368	142.368	142.368
**D	QSUPER	8.389	8.389	8.389
**D	GLOBAL LISTED INFRASTRUCTURE SECTOR TRUST	288.091	288.091	288.091
**D	SUNSUPER SUPERANNUATION FUND	41.215	41.215	41.215
**D	UBS IQ MSCI WORLD EX AUSTRALIA ETHICAL ETF	418	418	418
**D	UBS IQ MSCI EUROPE ETHICAL ETF	618	618	618
**D	CANADA PENSION PLAN INVESTMENT BOARD	513.034	513.034	513.034
**D	FLOURISH INVESTMENT CORPORATION	166.690	166.690	166.690
**D	PEOPLE'S BANK OF CHINA	47.139	47.139	47.139
**D	PEOPLE'S BANK OF CHINA	134.266	134.266	134.266
**D	BEST INVESTMENT CORPORATION	233.838	233.838	233.838
**D	PEOPLE'S BANK OF CHINA	328.587	328.587	328.587
**D	PEOPLE'S BANK OF CHINA	95.308	95.308	95.308
**D	DE SHAW OCULUS INTERNATIONAL INC	145.969	145.969	145.969
**D	TWO SIGMA SPECTRUM PORTFOLIO, LCC	524	524	524
**D	AMERGEN CLINTON NUCLEAR POWER PLANT NONQUALIFIED FUND	2.299	2.299	2.299
**D	ALW 2010 FAMILY TRUST	10.421	10.421	10.421
**D	CYSTIC FIBROSIS FOUNDATION	106.854	106.854	106.854
**D	THE CHARLOTTE MECKLENBURG HOS AUTH D/B/A CAROLINAS HEALTH SYST	308.563	308.563	308.563
**D	CHURCH OF ENGLAND INVESTMENT FUND FOR PENSIONS	9.659	9.659	9.659
**D	ACORN 1998 TRUST	509	509	509
**D	EXELON PEACH BOTTOM UNIT 1 QUALIFIED FUND	322	322	322
**D	EXELON FITZPATRICK QUALIFIED FUND	353	353	353
**D	JOSHUA GREEN CORPORATION	1.581	1.581	1.581
**D	JTW TRUST NO. 3 UAD 9/19/02	2.315	2.315	2.315
**D	JTW TRUST NO. 1 UAD 9/19/02	1.591	1.591	1.591
**D	JTW TRUST NO. 5 UAD 9/19/02	710	710	710
**D	MORNINGSTAR UNCONSTRAINED ALL FD A SER O MORNINGSTAR FD TR	2.665	2.665	2.665
**D	CREK NUCLEAR GENERATING STATION QUALIFIED FUND	9.156	9.156	9.156
**D	SAMPOD UNIVERSITY PENSION PLAN TRUST	2.271	2.271	2.271
**D	WALTON 1999 CHILDRENS TRUST	1.171	1.171	1.171
**D	C.MARS REVOCABLE TRUST DATED AUGUST 6, 1991	406	406	406
**D	ST NO 2 UAD 01/17/03	970	970	970



LISTA ESITO DELLE VOTAZIONI

Oggetto: Nomina degli Amministratori per gli esercizi 2019-2020-2021

FAVOREVOLI alla LISTA 2


Badge	Ragione Sociale	Proprio	Delega	Totale
**D	HRW TESTAMENTARY TRUST NO. 10		998	998
**D	WHEELS COMMON INVESTMENT FUND		3.933	3.933
**D	S. ROBSON WALTON 2010 TRUST		870	870
**D	EXELON CORPORATION NUCLEAR DECOMMISSION TRUST - NON TAX QUAL		492	492
**D	USAA MASTER TRUST (PENSION AND RSP)		2.311	2.311
**D	BANK OF BOTSWANA		6.320	6.320
**D	INTERNATIONAL MONETARY FUND RETIRED STAFF BENEFITS INVESTMENT		8.257	8.257
**D	MERCY INVESTMENT SERVICES INC		5.170	5.170
**D	PUBLIC PENSION AGENCY		126.508	126.508
**D	PUBLIC PENSION AGENCY		99.476	99.476
**D	PUBLIC PENSION AGENCY		14.822	14.822
**D	STATE OF UTAH, SCHOOL AND INSTITUTIONAL TRUST FUNDS		13.079	13.079
**D	BEAT DRUGS FUND ASSOCIATION		771	771
**D	HONG KONG SAR GOVERNMENT EXCHANGE FUND		560.593	560.593
**D	BUNTING INTERNATIONAL DEVELOPED EQUITY TE LLC		1.087	1.087
**D	CARROLL AVENUE PARTNERS LLC		623	623
**D	CARNELIAN INVESTMENT MANAGEMENT LLC		14.733	14.733
**D	CHCP GLOBAL SECURITIES LP		146	146
**D	CENTERSQUARE INVESTMENT MANAGEMENT LLC		4.350	4.350
**D	DYNASTY INVEST, LTD		1.016	1.016
**D	DEFI LP EQUITY (PASSIVE)		2.452	2.452
**D	EVA VALLEY MAI LLC		5.125	5.125
**D	F'S OVERLAY C - PARAMETRIC		3.268	3.268
**D	FOURTH AVENUE INVESTMENT COMPANY.		4.192	4.192
**D	FIDDLER PARTNERS LLC		617	617
**D	THE BUNTING FAM INT DEVELOPED EQUITY LIMITED LIABILITY CO		3.055	3.055
**D	INTERNATIONAL EXPATRIATE BENEFIT MASTER TRUST		2.334	2.334
**D	INTERNATIONAL EQUITY FUND		6.209	6.209
**D	THE JBUT MASTER INVESTMENT PARTNERSHIP LLP		1.508	1.508
**D	NTGI-QM COMMON DAILY EAFE INDEX FUND - NON LENDING		59.128	59.128
**D	LAKE AVENUE INVESTMENTS, LLC		17.280	17.280
**D	LEGAL & GENERAL MSCI EAFE FUND, LLC		20.380	20.380
**D	LEHMAN-STAMM FAMILY PARTNERS LLC		602	602
**D	LTW GROUP HOLDINGS, LLC		10.526	10.526
**D	LUNA LLC		635	635
**D	LOY PARTNERSHIP, LLC		4.223	4.223
**D	MF INTERNATIONAL FUND LLC		805	805
**D	82A HOLDINGS, LLC		5.698	5.698
**D	NELKE PARTNERSHIP		2.148	2.148
**D	OHANA HOLDINGS LLC		186.100	186.100
**D	OMEGA FFIP LIMITED PARTNERSHIP		1.455	1.455
**D	ORIZABA, LP		19.554	19.554
**D	PRO-GEN INVESTMENTS LLC		715	715

LISTA ESITO DELLE VOTAZIONE

Oggetto: Nomina degli Amministratori per gli esercizi 2019-2020-2021

FAVOREVOLI alla LISTA 2

Badge	Ragione Sociale	Proprio	Delega	Totale
**D	CINDY SPRINGS, LLC	13.911	20.341	20.341
**D	NTGI-OM COMMON DAILY ALL COUNWD EX-US INV MKT INDEX F NONLEND	3.494	13.911	13.911
**D	RDM LIQUID LLC	1.227	3.494	3.494
**D	ROTHKO ALL COUNTY WORLD EX-US EQUITY FUND LP	15.809	1.227	1.227
**D	RAMI PARTNERS, LLC	1.186	15.809	15.809
**D	SENTINEL INTERNATIONAL FUND	2.378	1.186	1.186
**D	SENTINEL INTERNATIONAL TRUST	568	2.378	2.378
**D	SIM GLOBAL BALANCED TRUST.	1.352	568	568
**D	SILVER GROWTH FUND, LP	9.351	1.352	1.352
**D	GLOBAL BOND FUND	1.033	9.351	9.351
**D	FCM INTERNATIONAL LLC	1.541	1.033	1.033
**D	SHIMODA HOLDINGS, LLC	10.125	1.541	1.541
**D	MALACHITE 35 TRUST	1.447	10.125	10.125
**D	AVALON PORTFOLIO II, LLC	4.125	1.447	1.447
**D	801 INVESTMENTS LLC	741	4.125	4.125
**D	SUSTAINABLE INSIGHT GLOBAL ESG PASSIVE PLUS FUND, LLC	76.375	741	741
**D	K INVESTMENTS SH LIMITED	17.933	76.375	76.375
**D	LEGAL & GENERAL MSCI EAFE SL FUND, LLC	35.695	17.933	17.933
**D	NTGI-OM COMMON DAILY EAFE INDEX FUND - LENDING	22.802	35.695	35.695
**D	NTGI - OM COMM DAILY ALL COUNTRY WD EX-US EQ INDEX F - LEND	34.599	22.802	22.802
**D	INTERNATIONAL MONETARY FUND STAFF RETIREMENT PLAN	6.146	34.599	34.599
**D	INTERNATIONAL MONETARY FUND STAFF RETIREMENT PLAN	2.238	6.146	6.146
**D	UNIT NAT RELIEF AND WORKS AG FOR PALEST REF IN THE NEAR EAST	4.923	2.238	2.238
**D	NATIONAL COUNCIL FOR SOCIAL SECURITY FUND, P.R.C	34.474	4.923	4.923
**D	NATIONAL COUNCIL FOR SOCIAL SECURITY FUND, P.R.C	123	34.474	34.474
**D	NGEE ANN POLYTECHNIC	59.975	123	123
**D	NATIONAL COUNCIL FOR SOCIAL SECURITY FUND, P.R.C	31.416	59.975	59.975
**D	NATIONAL COUNCIL FOR SOCIAL SECURITY FUND, P.R.C	7.127	31.416	31.416
**D	FIDELITY SALEM STREET TRUST: FIDELITY ELEX INTERN INDEX FUND	161.924	7.127	7.127
**D	FIDELITY SALEM STREET TRUST FIDELITY SERIES GLOBAL EX U.S. INDEX FUND	73.383	161.924	161.924
**D	THE PARTNERS FUND	6.469	73.383	73.383
**D	HAGFORS LIMITED	263.790	6.469	6.469
**D	NEW ZEALAND SUPERANNUATION FUND	35.227	263.790	263.790
**D	ARIA INVESTMENTS TRUST	12.054	35.227	35.227
**D	MERCER PASSIVE INTERNATIONAL SHARES FUND	3.672	12.054	12.054
**D	MERCER PASSIVE INTERNATIONAL EQUITIES FUND	9.594	3.672	3.672
**D	GOVERNMENT EMPLOYEES SUPERANNUATION BOARD	233.275	9.594	9.594
**D	GOVERNMENT EMPLOYEES SUPERANNUATION BOARD	133.471	233.275	233.275
**D	GOVERNMENT EMPLOYEES SUPERANNUATION BOARD	429	133.471	133.471
**D	FORWARDERS CHARITABLE FUND	15.880	429	429
**D	FORWARDERS GROUP GLOBAL MULTI-ASSET FUND	5.946	15.880	15.880
**D	BARRETT'S INVESTMENT TRUST NO.2	2.165	5.946	5.946
**D	QUEENSLAND INVESTMENT TRUST NO.2		2.165	2.165
**D	INDUSTRIA POST SUPERANNUATION SCHEME			



LISTA ESITO DELLE VOTAZIONE

Oggetto: Nomina degli Amministratori per gli esercizi 2019-2020-2021

FAVOREVOLI alla LISTA 2

Badge	Ragione Sociale	Proprio	Delega	Totale
**D	NORTHERN FUNDS INTERNATIONAL GROWTH EQUITY FUND		17.788	17.788
**D	FORD MOTOR COMPANY DEFINED BENEFIT MASTER TRUST		18.160	18.160
**D	JTW TRUST NO. 4 UAD 9/19/02		2.817	2.817
**D	JTW TRUST NO. 2 UAD 9/19/02		2.039	2.039
**D	MICHIGAN CATHOLIC CONFERENCE MASTER PENSION TRUST		1.661	1.661
**D	NORTHERN MULTI MANAGER GLOBAL LISTED INFRASTRUCTURE FUND	2.003.299	2.003.299	2.003.299
**D	MICHIGAN CATHOLIC CONFERENCE	563	563	563
**D	NORTHERN FUNDS - INTERNATIONAL EQUITY INDEX FUND	191.281	191.281	191.281
**D	MASTER TR AGREE BETWEEN PFIZER INC AND THE NORTHERN TR CO	6.485	6.485	6.485
**D	PRESBYTERIAN CHURCH (USA) FOUNDATION	4.678	4.678	4.678
**D	NORTHERN TRUST GLOBAL INVESTMENTS COLLECTIVE FUNDS TRUST	1.282.148	1.282.148	1.282.148
**D	NATIONAL RAILROAD RETIREMENT INVESTMENT TRUST	5.024	5.024	5.024
**D	VOL EMPL BEN ASS OF THE NON-REPR EMPL OF SOUT CAL EDISON CO	1.633	1.633	1.633
**D	1999 VOL EMPL BEN ASS NON-REPR EMPL OF SOUT CAL EDISON CO	981	981	981
**D	SAMFORD UNIVERSITY	352	352	352
**D	THE TRUSTEES OF THE HENRY SMITH CHARITY	14.226	14.226	14.226
**D	TRINITY COLLEGE CAMBRIDGE	3.420	3.420	3.420
**D	HRW TESTAMENTARY TRUST NO 3	2.073	2.073	2.073
**D	HRW TESTAMENTARY TRUST NO 1	2.573	2.573	2.573
**D	HRW TRUST NO 1 UAD 01/17/03	970	970	970
**D	HRW TESTAMENTARY TRUST NO. 11	2.568	2.568	2.568
**D	HRW TESTAMENTARY TRUST NO 6	2.099	2.099	2.099
**D	HRW TESTAMENTARY TRUST NO 4	2.041	2.041	2.041
**D	HRW TESTAMENTARY TRUST NO. 9	1.771	1.771	1.771
**D	HRW TESTAMENTARY TRUST NO. 8	2.472	2.472	2.472
**D	HRW TESTAMENTARY TRUST NO 2	1.679	1.679	1.679
**D	HRW TESTAMENTARY TRUST NO. 7	2.729	2.729	2.729
**D	HRW TRUST NO 4 UAD 01/17/03	1.152	1.152	1.152
**D	HRW TESTAMENTARY TRUST NO 5	2.158	2.158	2.158
**D	HRW TESTAMENTARY TRUST NO. 12	3.451	3.451	3.451
**D	HRW TRUST NO 3 UAD 01/17/03	1.152	1.152	1.152
**D	BANNER HEALTH	137.500	137.500	137.500
**D	CHEVRON MASTER PENSION TRUST	13.208	13.208	13.208
**D	CSAA INSURANCE EXCHANGE	20.228	20.228	20.228
**D	A.I.DUPONT TESTAMENTARY TRUST	10.556	10.556	10.556
**D	SPARTAN GROUP TRUST FOR EMPLOYEE BENEFIT PLANS	95.622	95.622	95.622
**D	FRESNO COUNTY EMPLOYEES' RETIREMENT ASSOCIATION	1.487	1.487	1.487
**D	STITCHING INSTITUIT GAK	1.234	1.234	1.234
**D	GUIDE STONE FUNDS INTERNATIONAL EQUITY INDEX FUNDS	2.326	2.326	2.326
**D	GENERAL PENSION AND SOCIAL SECURITY AUTHORITY	16.972	16.972	16.972
**D	ILLINOIS MUNICIPAL RETIREMENT FUND	314.250	314.250	314.250
**D	LOS ANGELES CITY EMPLOYEES RETIREMENT SYSTEM	49.347	49.347	49.347
**D	CITY OF LOS ANGELES FIRE AND POLICE PENSION PLAN	540	540	540

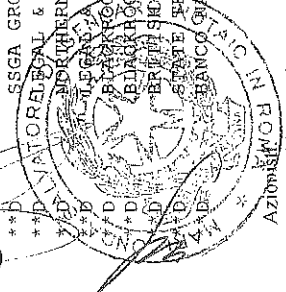
Azionisti:
Azionisti in proprio:1.356 Teste:
2 Azionisti in delega:3
1.354

LISTA ESITO DELLE VOTAZIONE

Oggetto: Nomina degli Amministratori per gli esercizi 2019-2020-2021

FAVOREVOLI alla LISTA 2

Badge	Ragione Sociale	Proprio	Delega	Totale
**D	LOCKHEED MARTIN CORPORATION MASTER RETIREMENT TRUST	15.375	15.375	15.375
**D	MONTGOMERY COUNTY CONSOLIDATED RET HEALTH BENEFITS TR	8.875	8.875	8.875
**D	MONTGOMERY COUNTY EMPLOYEES' RETIREMENT SYSTEM	47.557	47.557	47.557
**D	UTAH STATE RETIREMENT SYSTEMS	76.738	76.738	76.738
**D	WILSHIRE INTERNATIONAL EQUITY FUND	2.484	2.484	2.484
**D	WYOMING RETIREMENT SYSTEM	2.230	2.230	2.230
**D	FORD MOTOR COMPANY OF CANADA, LIMITED PENSION TRUST	3.072	3.072	3.072
**D	HSEC GLOBAL EQUITY FUND.	15.330	15.330	15.330
**D	HSEC INTERNATIONAL EQUITY POOLED FUND	28.978	28.978	28.978
**D	HALIFAX REGIONAL MUNICIPALITY MASTER TRUST	5.160	5.160	5.160
**D	FUTURE FUND BOARD OF GUARDIANS FOR AND OBO FUTURE FUND	56.351	56.351	56.351
**D	MREF INVESTMENT COMPANY NO. 2 PTY LTD	140.179	140.179	140.179
**D	IBM DIVERSIFIED GLOBAL EQUITY FUND	12.091	12.091	12.091
**D	THE BANK OF IRELAND STAFF PENSIONS FUND	132.050	132.050	132.050
**D	STICHTING HEINEKEN PENSIOENFONDS	11.102	11.102	11.102
**D	THE TRUSTESS OF IBM PENSION PLAN	10.217	10.217	10.217
**D	STICHTING PENSIOENFONDS SAGITTARIUS	16.446	16.446	16.446
**D	THE TRUSTEES OF CHEVRON UK PENSION PLAN	26.235	26.235	26.235
**D	THE BOARD OF THE PENSION PROTECTION FUND	6.350	6.350	6.350
**D	STICHTING PENSIOENFONDS VAN DE METALEKTRO (PME)	172.385	172.385	172.385
**D	NORTHERN TRUST UCITS COMMON CONTRACTUAL FUND	208.406	208.406	208.406
**D	PUBLIC EMPLOYEES RETIREMENT ASSOCIATION OF COLORADO	127.987	127.987	127.987
**D	COLONIAL FIRST STATE INVESTMENT FUND 50	9.810	9.810	9.810
**D	COMMONWEALTH GLOBAL LISTED INFRASTRUCTURE FUND 6	1.401.291	1.401.291	1.401.291
**D	COMMONWEALTH GLOBAL LISTED INFRASTRUCTURE FUND 4	169.551	169.551	169.551
**D	COLONIAL FIRST STATE WHOLESAL GLOBAL LISTED INFR SEC F	1.172.261	1.172.261	1.172.261
**D	COLONIAL FIRST STATE WHOLESAL INDEXED GLOBAL SHARE FUND	17.787	17.787	17.787
**D	COMMONWEALTH GLOBAL SHARE FUND 29	142	142	142
**D	MUNICIPAL EMPLOYEES' ANNUITY AND BENEFIT FUND OF CHICAGO	3.827	3.827	3.827
**D	LEGAL & GENERAL FUTURE WORLD CLIMATE CHANGE EQ FACTORS IND FD	5.824	5.824	5.824
**D	LEGAL & GENERAL GLOBAL EQUITY INDEX FUND	2.117	2.117	2.117
**D	LEGAL & GENERAL GLOBAL INFRASTRUCTURE INDEX FUND	103.895	103.895	103.895
**D	LEGAL&GENERAL EUROPEAN INDEX TRUST	328.449	328.449	328.449
**D	LEGAL & GENERAL INTERNATIONAL INDEX TRUST	27.205	27.205	27.205
**D	SSGA GROSS ROLL UP UNIT TRUST	17.781	17.781	17.781
**D	LEGAL & GENERAL INTERNATIONAL INDEX TRUST	11.301	11.301	11.301
**D	LEGAL & GENERAL TRUST INVESTMENT FUNDS PUBLIC LIMITED COMPANY	31.204	31.204	31.204
**D	LEGAL & GENERAL AUTHORIZED CONTRACTUAL SCHEME	7.860	7.860	7.860
**D	LEGAL & GENERAL AUTHORIZED CONTRACTUAL SCHEME I	368.284	368.284	368.284
**D	LEGAL & GENERAL AUTHORIZED CONTRACTUAL SCHEME 1	13.432	13.432	13.432
**D	LEGAL & GENERAL AUTHORIZED CONTRACTUAL SCHEME 1	139.151	139.151	139.151
**D	LEGAL & GENERAL AUTHORIZED CONTRACTUAL SCHEME 1	79.192	79.192	79.192
**D	LEGAL & GENERAL AUTHORIZED CONTRACTUAL SCHEME 1	1.440	1.440	1.440



FONDO DE AHORRO DE PANAMA

Pagina 35

Azionisti in proprio: 1.356 Teste: 3
 Azionisti in delega: 2 Azionisti in delega: 1.354

Assemblea Ordinaria del 18 aprile 2019

LISTA ESITO DELLE VOTAZIONI

Oggetto: Nomina degli Amministratori per gli esercizi 2019-2020-2021

FAVOREVOLI alla LISTA 2

Badge	Ragione Sociale	Proprio	Delega	Totale
**D	LGPS CENTRAL AUTHORISED CONTRACTUAL SCHEME	133.000	133.000	133.000
**D	UBS COMMON CONTRACTUAL FUND	6.918	6.918	6.918
**D	BORDER TO COAST AUTHORIZED CONTRACTUAL SCHEME	315.407	315.407	315.407
**D	CLEARWATER INTERNATIONAL FUND	2.238	2.238	2.238
**D	STICHTING BEDRIJFSKAPENSIOENFONDS VOOR HET LEVENSMIDD	16.250	16.250	16.250
**D	KOMMUNAL LANDSPENSJONSKASSE GJENSIDIG FORSIKRINGSSELSKAP	35.799	35.799	35.799
**D	VERDIPAPIRFONDET KLP AKSJEGLOBAL INDEX 1	57.877	57.877	57.877
**D	VERDIPAPIRFONDET KLP AKSJEEUROPA INDEKS 1	30.261	30.261	30.261
**D	STICHTING BEDRIJFST VOOR HET SCHOONMAAK EN GLAZ	14.818	14.818	14.818
**D	STICHTING PENSIOENFONDS CAMPINA	4.290	4.290	4.290
**D	STICHTING BEDRIJFST VOOR HET BEROEPSVERVOER OVER DE WEG	55.684	55.684	55.684
**D	STICHTING PENSIOENFONDS ING	58.010	58.010	58.010
**D	NORTHERN TRUST UCITS FGR FUND	88.567	88.567	88.567
**D	ROBECO INSTITUTIONAL UMBRELLA FUND	5.489	5.489	5.489
**D	STICHTING BEDRIJFSKAPENSIOEN FONDS VOOR DE DETAILHANDEL	94.449	94.449	94.449
**D	JOHN HANCOCK HEDGED EQUITY AND INCOME FUND	4.684	4.684	4.684
**D	FIDEURAM INVESTIMENTI SGR SPA-FIDEURAM ITALIA	19.000	19.000	19.000
**D	FIDEURAM INVESTIMENTI SGR SPA-PIR PIANO BILANCIATO 30	7.000	7.000	7.000
**D	FIDEURAM INVESTIMENTI SGR SPA-PIR PIANO AZIONI ITALIA	430.000	430.000	430.000
**D	FIDEURAM INVESTIMENTI SGR SPA-PIR PIANO BILANCIATO 50	90.000	90.000	90.000
**D	MEDIOLANUM GESTIONE FONDI SGR - FLESSIBILE FUTURO ITALIA	1.040.000	1.040.000	1.040.000
**D	EURIZON CAPITAL SGR - EURIZON AZIONI AREA EURO	7.789	7.789	7.789
**D	EURIZON CAPITAL SGR - EURIZON PROGETTO ITALIA 70	240.544	240.544	240.544
**D	EURIZON CAPITAL SGR - EURIZON AZIONI ITALIA	374.467	374.467	374.467
**D	EURIZON CAPITAL SGR - EURIZON PIR ITALIA AZIONI	28.625	28.625	28.625
**D	EURIZON CAPITAL SGR - EURIZON PROGETTO ITALIA 40	244.228	244.228	244.228
**D	EURIZON CAPITAL SGR - EURIZON PROGETTO ITALIA 40	116.837	116.837	116.837
**D	EURIZON CAPITAL SGR - EURIZON PROGETTO ITALIA 40	23.769	23.769	23.769
**D	EURIZON CAPITAL SGR - EURIZON PROGETTO ITALIA 40	14.150	14.150	14.150
**D	EURIZON CAPITAL SGR - EURIZON PROGETTO ITALIA 40	30.708	30.708	30.708
**D	EURIZON CAPITAL SGR - EURIZON PROGETTO ITALIA 40	142.589	142.589	142.589
**D	EURIZON CAPITAL SGR - EURIZON PROGETTO ITALIA 40	20.820	20.820	20.820
**D	EURIZON CAPITAL SGR - EURIZON PROGETTO ITALIA 40	12.541	12.541	12.541
**D	EURIZON CAPITAL SGR - EURIZON PROGETTO ITALIA 40	32.738	32.738	32.738
**D	EURIZON CAPITAL SGR - EURIZON PROGETTO ITALIA 40	64.017	64.017	64.017
**D	EURIZON CAPITAL SGR - EURIZON PROGETTO ITALIA 40	152	152	152
**D	EURIZON CAPITAL SGR - EURIZON PROGETTO ITALIA 40	57.655	57.655	57.655
**D	EURIZON CAPITAL SGR - EURIZON PROGETTO ITALIA 40	803	803	803
**D	EURIZON CAPITAL SGR - EURIZON PROGETTO ITALIA 40	26.400	26.400	26.400
**D	EURIZON CAPITAL SGR - EURIZON PROGETTO ITALIA 40	733.294	733.294	733.294
**D	EURIZON CAPITAL SGR - EURIZON PROGETTO ITALIA 40	62.080	62.080	62.080
**D	EURIZON CAPITAL SGR - EURIZON PROGETTO ITALIA 40	17.746	17.746	17.746
**D	EURIZON CAPITAL SGR - EURIZON PROGETTO ITALIA 40	3.032	3.032	3.032

Azionisti:

1.356 Teste:

3

Azionisti in proprio:

2

Azionisti in delega:

1.354

LISTA ESITO DELLE VOTAZIONE

Oggetto: Nomina degli Amministratori per gli esercizi 2019-2020-2021

FAVOREVOLI alla LISTA 2

Badge	Ragione Sociale	Proprio	Delega	Totale
**D	MACKENZIE INTERNATIONAL EQUITY INDEX ETF		216	216
**D	MACKENZIE MAX DIVERSIFICATION DEVELOPED EUR INDEX ETF		13.000	13.000
**D	MACKENZIE MAX DIVERSIFICATION ALL WORLD DEVELOPED IND ETF		9.082	9.082
**D	THE GLENCORE CANADIAN PENSION FUNDS TRUST-FOREIGN EQUITY FUND		77.983	77.983
**D	RENAISSANCE GLOBAL INFRASTRUCTURE FUND		1.275.951	1.275.951
**D	RENAISSANCE REAL ASSETS PRIVATEPOOL		184.000	184.000
**D	RENAISSANCE INTERNATIONAL EQUITYINDEX FUND		125.663	125.663
**D	TD EMERALD INTERNATIONAL EQUITYINDEX FUND		19.639	19.639
**D	TD INTERNATIONAL INDEX FUND		3.749	3.749
**D	TD EUROPEAN INDEX FUND		631	631
**D	TD INTERNATIONAL EQUITY INDEX ETF		224.543	224.543
**D	PUBLIC SECTOR PENSION INVESTMENT BOARD		21.165	21.165
**D	IMPERIAL INTERNATIONAL EQUITY POOL		314	314
**D	IMPERIAL OVERSEAS EQUITY POOL		35.700	35.700
**D	WOODBIDGE INVESTMENTS CORPORATION		22.228	22.228
**D	WINDWISE MSCI EAFE INDEX NON-LENDING, FUND FOR EXEMPT ORG.		9.584	9.584
**D	CIBC INTERNATIONAL INDEX FUND		3.528	3.528
**D	CIBC EUROPEAN INDEX FUND		2.247	2.247
**D	CIBC POOLED INTERNATIONAL EQUITY INDEX FUND		148.230	148.230
**D	ALLIANZ GLOBAL INVESTORS FUND		35.303	35.303
**D	BLACKROCK GLOBAL INDEX FUNDS		6.736	6.736
**D	GOLDMAN SACHS FUNDS		772	772
**D	KIEGER FUND I		150.000	150.000
**D	ALLIANZ AZIONI ITALIA ALL STARS		7.000	7.000
**D	ALLIANZ ITALIA 50 SPECIAL			
7065	PASQUINI MASSIMILIANO	10		10

Totale voti 223.260.446
 Percentuale votanti % 35,789152
 Percentuale Capitale % 27,036180

[Handwritten signature]




Azionisti: 3
 Azionisti in proprio: 1.354
 Azionisti in delega: 2
 Teste: 1.356

Assemblea Ordinaria del 18 aprile 2019

Graduatoria Amministratori

n°	Ragione Sociale	Data Nascita	Luogo Nascita	Id Lista	Prog. Proposto	Stato	Punti	Ind.	Rev.	Genere
1	Mara Anna Rita Caverni			1	1	MA	398.876.583			M
2	Marco Emilio Angelo Patuano			1	2	MA	398.876.583			M
3	Carlo Bertazzo			1	3	MA	398.876.583			M
4	Giovanni Castellucci			1	4	MA	398.876.583			M
5	Fabio Cerchiai			1	5	MA	398.876.583			M
6	Andrea Boitani			1	6	MA	398.876.583			M
7	Riccardo Bruno			1	7	MA	398.876.583			M
8	Cristina De Benetti			1	8	MA	398.876.583			M
9	Gioia Ghezzi			1	9	MA	398.876.583			M
10	Anna Chiara Invernizzi			1	10	MA	398.876.583			M
11	Carlo Malacarne			1	11	MA	398.876.583			M
12	Ferdinando Nelli Feroci			1	12	MA	398.876.583			M
13	Dario Frigerio			2	1	MI	223.260.446			M
14	Giuseppe Guizzi			2	2	MI	111.630.223			M
15	Licia Soncini			2	3	MI	74.420.149			M



Assemblea Ordinaria del 18 aprile 2019ESITO VOTAZIONE

Oggetto : Nomina del Presidente del Consiglio di Amministrazione

Hanno partecipato alla votazione:

-n° 1.425 azionisti,
portatori di n° 623.821.548 azioni ordinarie, tutte ammesse al voto,
pari al 75,542945% del capitale sociale.

Hanno votato:

		% su Azioni Ordinarie
Favorevoli	442.465.366	70,928195
Contrari	176.641.195	28,315982
SubTotale	619.106.561	99,244177
Astenuti	935.386	0,149944
Non Votanti	3.779.601	0,605879
SubTotale	4.714.987	0,755823
Totale	623.821.548	100,000000

Ai sensi dell'art. 135-undecies del TUF **non sono computate** ai fini del calcolo della maggioranza e del capitale richiesto per l'approvazione della delibera numero **0** azioni pari al **0,000000%** delle azioni rappresentate in aula.





LISTA ESITO DELLE VOTAZIONI

Oggetto: Nomina del Presidente del Consiglio di Amministrazione

CONTRARI

Badge	Ragione Sociale	Proprio	Delega	Totale
6674	AGOSTINI ANTONIO		79.094	79.094
**D	FRANKLIN TEMPLETON INVESTMENT FUNDS		5.577	5.577
**D	KEMPEN INTERNATIONAL FUNDS		366	366
**D	T. ROWE PRICE FUNDS SICAV		280	280
**D	JPMORGAN FUNDS (IRELAND) ICAV	1.156.809		1.156.809
**D	AVIVA INVESTORS	8.638		8.638
**D	ARTEMIS FUNDS (LUX)		23.839	23.839
**D	ARK LIFE ASSURANCE COMPANY LIMITED	367.101		367.101
**D	BLACKROCK INDEX SELECTION FUND	6.703		6.703
**D	THE PARTNERS FUND SICAV LRI INVEST S.A.	702.873		702.873
**D	RBC ISB - MMA VIE SA	45.809		45.809
**D	MM5 GIEP PTN ACCOUNT	10.000		10.000
**D	MM5-WIEQ-CNS ACCOUNT	126.404		126.404
**D	DPAM EQUITIES L	171.930		171.930
**D	SCHWAB INTERNATIONAL INDEX FUND	293		293
**D	THE MASTER TRUST BANK OF JAPAN LTD	509		509
**D	THE MASTER TRUST BANK OF JAPAN LTD	45.765		45.765
**D	ING DIRECT	12.809		12.809
**D	GIM SPECIALIST INVESTMENT FUNDS	6.751		6.751
**D	MF PICTET MULTI ASSET FUND	6.027		6.027
**D	JAPAN TRUSTEE SERVICES BANK LTD	2.052		2.052
**D	THE MASTER TRUST BANK OF JAPAN LTD	2.117		2.117
**D	JAPAN TRUSTEE SERVICES BANK LTD	124.653		124.653
**D	FIDELITY SAL ST FIDELITY GLOBAL EX US IN	264.224		264.224
**D	VANGUARD FUNDS PLC	4.597		4.597
**D	LCAM GLOBAL EQUITY FUNDS	44.385		44.385
**D	SCHWAB FUNDAMENTAL INTERNATIONAL LARGE COMPANY INDEX FUND	126.047		126.047
**D	MACQUARIE GLOBAL LISTED INFRASTRUCTURE C	3.095		3.095
**D	SEI INSTITUTIONAL MANAGED TRUST MULTI-AS	249.245		249.245
**D	VANGUARD INVESTMENT SERIES PLC	187.689		187.689
**D	VANGUARD INVESTMENT SERIES PLC	130.464		130.464
**D	VANGUARD INVESTMENT SERIES PLC	20.589		20.589
**D	VANGUARD LOS ANGELES CAPITAL GLOBAL FUND PLC	47.802		47.802
**D	FIDELITY SALEM STREET TRUST: SPARTAN TOTAL INTERNATIONAL INDEX FUND	9.488		9.488
**D	SEI INST.MAN.TRUST - MIM VOLAT.FUND	15.203		15.203
**D	FIDELITY UCITS ICAV	100.785		100.785
**D	FIDELITY SALEM STREET TRUST: FIDELITY SAI INTERNATIONAL VALUE INDEX FUND	1.348		1.348
**D	FIDELITY UCITS II ICAV	1.648		1.648
**D	VARIABLE INSURANCE PRODUCTS FUND II: INTERNATIONAL INDEX PORTFOLIO	18.394		18.394
**D	FIDELITY SALEM STREET TRUST: FIDELITY ZERO INTERNATIONAL INDEX FUND	2.445		2.445
**D	FIDELITY CONCORD STREET TRUST: FIDELITY SERIES INTERNATIONAL INDEX FUND	2.408		2.408
**D	MONRIAN GLOBAL LISTED INFRASTRUCTURE FUND	72.824		72.824
**D	COHEN & STEERS GLOBAL LIST. INFR.FD			



Pagina 1

Azionisti: 1.154 Teste: 1
 Azionisti in proprio: 0 Azionisti in delega: 1.154

LISTA ESITO DELLE VOTAZIONE

Oggetto: Nomina del Presidente del Consiglio di Amministrazione

CONTRARI

Badge	Ragione Sociale	Proprio	Delega	Totale
**D	NUVEEN GLOBAL INFRASTRUCTURE FUND	692.909	692.909	692.909
**D	ADVISOR MANAGED TRUST - TACTICAL OFFENSI	4.314	4.314	4.314
**D	CORNERSTONE ADVISORS GLOBAL PUBLIC EQUITY FUND	3.898	3.898	3.898
**D	PANAGORA RISK PARITY M.A.C.FD	952	952	952
**D	UNIVERSAL-CAV	20.601	20.601	20.601
**D	ALLIANZGI FONDS ALLRA	2.610	2.610	2.610
**D	ALLIANZGI FONDS USES	4.770	4.770	4.770
**D	ALLIANZGI FONDS DUNHILL	2.390	2.390	2.390
**D	ALLIANZGI FONDS PF1	8.864	8.864	8.864
**D	ALLIANZGI FONDS PFALCO	15.253	15.253	15.253
**D	ALLIANZGI FONDS AESAN	26.910	26.910	26.910
**D	ALLIANZGI FONDS AMEV	18.760	18.760	18.760
**D	KREBSHILFE 2 FONDS	2.780	2.780	2.780
**D	ALLIANZGI FONDS CAESAR	4.420	4.420	4.420
**D	ALLIANZGI FONDS AFE	3.454	3.454	3.454
**D	SDK K3 FONDS	1.860	1.860	1.860
**D	ALLIANZGI FONDS DPF DILLINGER PENSIONSFO	8.694	8.694	8.694
**D	JANUS HENDERSON INSTITUTIONAL EUROPEAN INDEX OPPORTUNITIES FUND	38.364	38.364	38.364
**D	ENHANCED INDEX INTERNATIONAL SHARE FUND	49.993	49.993	49.993
**D	AUSTRALIAN CATHOLIC SUPERAN RETIREM FUND	4.997	4.997	4.997
**D	CLEARVIEW INFRASTRUCTURE FUND	285.033	285.033	285.033
**D	AMP CAP UNHEDGED GL SHS MULTI MAN FUND	7.837	7.837	7.837
**D	AMP INTERNATIONAL EQUITY INDEX FUND HEDG	47.610	47.610	47.610
**D	FIRST STATE INVESTMENTS GLOBAL LISTED IN	219.577	219.577	219.577
**D	IPAC SPEC INV STR INT SHARESTRATEGY NO 1	3.640	3.640	3.640
**D	AMP GLOBAL LISTED INFRASTR INDEX FUND HED	194.707	194.707	194.707
**D	UNISUPER	4.463	4.463	4.463
**D	WHOLESALE UNIT TRUST GL. INFRASTRUCTURE F	51.421	51.421	51.421
**D	BPSS SYD/UNISUPER	730.445	730.445	730.445
**D	WHOLESALE UNIT TRU MSCI GLOB IND SHAR FU	2.735	2.735	2.735
**D	AMP GLOBAL LISTED INFR MARKET IND FD HE	414.804	414.804	414.804
**D	MERCER UNHEDGED OVERSEAS SHARES TRUST	1.004	1.004	1.004
**D	FCP ALM ACTIONS EURO	147.438	147.438	147.438
**D	STICHTING AHOLD DELHAIZE PENSTOEN	32.840	32.840	32.840
**D	ACTIAM RESPONSIBLE INDEX FUND EQUITY EUR	123.595	123.595	123.595
**D	FONDS DE RESERVE POUR LES RETRAITES	276.461	276.461	276.461
**D	FCP ERAFP ACT EUR 7 OFI	73.271	73.271	73.271
**D	ERAFP ACTIONS EUROS I	1.131.621	1.131.621	1.131.621
**D	SWISS LIFE LUXEMBOURG SA	69.419	69.419	69.419
**D	BANQUE PICTET & CIE SA	5.761	5.761	5.761
**D	PICTET GLOBAL SELECTION FUND	131.013	131.013	131.013
**D	PICTET GLOBAL SELECTION FUND - GLOB	4.473.727	4.473.727	4.473.727
**D	PICTET-EUROLAND INDEX	25.964	25.964	25.964

Azionisti:
Azionisti in proprio:1.154 Teste:
0 Azionisti in delega:1
1.154

Assemblea Ordinaria del 18 aprile 2019

LISTA ESITO DELLE VOTAZIONI

Oggetto: Nomina del Presidente del Consiglio di Amministrazione

CONTRARI

Badge	Ragione Sociale	Proprio	Delega	Totale
**D	PICTET-EUROPE INDEX		93.331	93.331
**D	FOREIGN STOCK INDEX MOTHER FUND		13.457	13.457
**D	SHINKO GLOBAL EQUITY INDEX MOTHER FUND		337	337
**D	GLOBAL HIGH DIVIDEND EQUITY MOTHER FUND		270.000	270.000
**D	FTSE-EDHEC RISK EFFICIENT INT DEVELOPED COUNTRIES INDEX	796		796
**D	GIVI GLOBAL EQUITY FUND A SERIES TRUST OF GLOBAL MULTI STRATEGY	10.759		10.759
**D	MACQUARIE - GLOBAL LISTED INFR FD	34.404		34.404
**D	BROOKFIELD INVESTMENT FUNDS UCITS	394.649		394.649
**D	JSS INVESTMENTFONDS II	107.309		107.309
**D	NFS LIMITED TRAFALGAR COURT ADMIRAL	6.125		6.125
**D	SHELL TRUST (BERMUDA) LTD AS TRUSTEE OF THE SHELL OVERSEAS CONTRIBUTORY PENSION FUND	8.623		8.623
**D	SHELL TRUST (BERMUDA) LIMITED AS TRUSTEE OF THE SHELL INTERNATIONAL PENSION FUND	6.820		6.820
**D	NFS LIMITED TRAFALGAR COURT ADMIRAL	21.024		21.024
**D	CONSTRUCTION AND BUILDING UNIONS SUPERANNUATION FUND	27.903		27.903
**D	VANGUARD GLOBAL MINIMUM VOLATILITY FUND	1.004		1.004
**D	VANGUARD INTERNATIONAL SHARE INDEX FUND	149.377		149.377
**D	VANGUARD GLOBAL INFRASTRUCT. INDEX FUND	109.066		109.066
**D	SAS TRUSTEE CORPORATION	6.197		6.197
**D	H.E.S.T. AUSTRALIA LIMITED	23.597		23.597
**D	CONSTRUCTION AND BUILDING UNIONS SUPERANNUATION FUND	11.691		11.691
**D	CONSTRUCTION AND BUILDING UNIONS SUPERANNUATION FUND	17.287		17.287
**D	UBS ASSET MANAGEMENT LIFE LTD	323.117		323.117
**D	JPMORGAN CHASE BANK - PB - UNITED STATES TRUSTS	1.376		1.376
**D	BANCO CENTRAL DE TIMOR EST	35.091		35.091
**D	THE BOEING COMPANY EMPLOYEE RETIREMENT PLANS MASTER TRUST	196.838		196.838
**D	ROCKEFELLER & CO., INC	13.781		13.781
**D	TCORPIM INDEXED INTERNATIONAL SHARE (UNHEDGED) FUND	5.909		5.909
**D	ANZ WHOLESALE INTERN.SHARE NO. 1 FUND	1.760		1.760
**D	VANGUARD ETHICALLY CONSCIOUS INTERNATIONAL SHARES INDEX FUND	4.181		4.181
**D	JPMORGAN CHASE BANK - PB - UNITED STATES PARTNERSHIP	1.214		1.214
**D	ONEPATH LOW VOLATILITY GLOBAL EQ IN POOL	31.278		31.278
**D	ONEPATH GLOBAL SHARES - GLOBAL INFRASTRUCTURE (HEDGED) INDEX POOL	790.025		790.025
**D	ONEPATH CONNECTICUT GENERAL LIFE INSURANCE COMPANY	975		975
**D	ONEPATH GLOBAL SHARES - GLOBAL INFRASTRUCTURE (HEDGED) INDEX POOL	5.000		5.000
**D	ONEPATH GLOBAL SHARES - GLOBAL INFRASTRUCTURE (HEDGED) INDEX POOL	3.154		3.154
**D	ONEPATH GLOBAL SHARES - GLOBAL INFRASTRUCTURE (HEDGED) INDEX POOL	47.062		47.062
**D	ONEPATH GLOBAL SHARES - GLOBAL INFRASTRUCTURE (HEDGED) INDEX POOL	3.114		3.114
**D	ONEPATH GLOBAL SHARES - GLOBAL INFRASTRUCTURE (HEDGED) INDEX POOL	2.620		2.620
**D	ONEPATH GLOBAL SHARES - GLOBAL INFRASTRUCTURE (HEDGED) INDEX POOL	25.396		25.396
**D	ONEPATH GLOBAL SHARES - GLOBAL INFRASTRUCTURE (HEDGED) INDEX POOL	71.097		71.097
**D	ONEPATH GLOBAL SHARES - GLOBAL INFRASTRUCTURE (HEDGED) INDEX POOL	9.387		9.387
**D	ONEPATH GLOBAL SHARES - GLOBAL INFRASTRUCTURE (HEDGED) INDEX POOL	4.423		4.423
**D	ONEPATH GLOBAL SHARES - GLOBAL INFRASTRUCTURE (HEDGED) INDEX POOL	10.978		10.978



Pagina 3

Azionisti: 1.154 Teste: 1
 Azionisti in proprio: 0 Azionisti in delega: 1.154

Assemblea Ordinaria del 18 aprile 2019

LISTA ESITO DELLE VOTAZIONE

Oggetto: Nomina del Presidente del Consiglio di Amministrazione

CONTRARI

Badge	Ragione Sociale	Proprio	Delega	Totale
**D	SBC MASTER PENSION TRUST SBC MASTER PENSION TRUST 208	12.180	12.180	12.180
**D	JNL/MELLON CAPITAL INTNAL INDEX FUND	61.908	61.908	61.908
**D	FLEXSHARES INTERNATIONAL QUALITY DIVIDEND DEFENSIVE INDEX FUND	10.449	10.449	10.449
**D	FLEXSHARES MORNINGSTAR DEVELOPED MARKETS EX-US FACTOR TILT INDEX FUND	19.090	19.090	19.090
**D	FLEXSHARES INTERNATIONAL QUALITY DIVIDEND INDEX FUND	85.207	85.207	85.207
**D	VANTAGETRUST III MASTER COLLECTIVE INVESTMENT FUNDS TRUST	29.337	29.337	29.337
**D	T ROWE PRICE INTERNATIONAL EQUITY INDEX FUND	23.646	23.646	23.646
**D	JNL/FIRST STATE GLOBAL INFRASTRUCTURE FUND	1.415.758	1.415.758	1.415.758
**D	ABU DHABI RETIREMENT PENSIONS AND BENEFITS	14.498	14.498	14.498
**D	JNL-S&P INTERNATIONAL 5 FUND	17.551	17.551	17.551
**D	SBC MASTER PENSION TRUST	21.057	21.057	21.057
**D	FLEXSHARES STOXX GLOBAL BROAD INFRASTRUC	255.564	255.564	255.564
**D	GOLDMAN SACHS TRUST - GOLDMAN SACHS ABSOLUTE RETURN TRACKER FUND	5.100	5.100	5.100
**D	GOLDMAN SACHS TRUST- GOLDMAN SACHS INTER	37.999	37.999	37.999
**D	PUBLIC EMPLOYEES RETIREMENT SYSTEM OF OHIO	52.653	52.653	52.653
**D	MTB GOVERNMENT PENSION INVESTMENT FUND 4	1.851.962	1.851.962	1.851.962
**D	SHELL PENSIONS TRUST LIMITED AS TRUSTEE OF SHELL CONTRIBUTORY PENSION FUND	8.172	8.172	8.172
**D	THE BARCLAYS BANK UK RETIREMENT FUND	5.556	5.556	5.556
**D	VANGUARD FIDUCIARY TRUST COMPANY EUROPEAN STOCK INDEX TRUST	26.977	26.977	26.977
**D	VANGUARD TOTAL INTERNATIONAL STOCK INDEXFUND	8.313.191	8.313.191	8.313.191
**D	MTB FOR GOVERNMENT PENSION FUND45828	257.809	257.809	257.809
**D	THE MASTER TRUST BANK OF JAPAN LTD	1.009.491	1.009.491	1.009.491
**D	ALLIANZGI-FONDS DSPT	13.752	13.752	13.752
**D	THE MASTER TRUST BANK OF JAPAN	247.489	247.489	247.489
**D	BUREAU OF LABOR FUNDS- LABOR PENSION FUND	902	902	902
**D	BUREAU OF LABOR FUNDS- LABOR PENSION FUND	17.316	17.316	17.316
**D	BUREAU OF LABOR FUNDS-LABOR RETI FUND	5.091	5.091	5.091
**D	BUREAU OF LABOR FUNDS-LABOR RETI FUND	3.834	3.834	3.834
**D	BUREAU OF LABOR FUNDS-LABOR INSURANCE FUND	103.677	103.677	103.677
**D	BUREAU OF LABOR FUNDS- LABOR PENSION FUND	102.123	102.123	102.123
**D	CITY OF PHILADELPHIA PUBLIC EMPLOYEES RETIREMENT SYSTEM	104.328	104.328	104.328
**D	STATE OF WYOMING	27.166	27.166	27.166
**D	FIDELITY INVESTMENT FUNDS - FIDELITY INDEX WORLD FUND	16.453	16.453	16.453
**D	FIDELITY INVESTMENT FUNDS - FIDELITY INDEX EUROPE EX UK FUND	22.531	22.531	22.531
**D	TRUST AND CUSTODY SERVICES BANK LIMITED	43.680	43.680	43.680
**D	JPMORGAN BETABUILDERS EUROPE ETF	181.263	181.263	181.263
**D	JPMORGAN DIVERS RETURN EU EQUIT ETF	1.901	1.901	1.901
**D	OSHARES FTSE EUROPE QUALITY DIVIDEND ETF	3.336	3.336	3.336
**D	OPPENHEIMER MACQUARIE GLOBAL INFRASTR FU	268.777	268.777	268.777
**D	JPMORGAN DIVERSIFIED FUND	2.033	2.033	2.033
**D	HCNI II LLC	74.500	74.500	74.500
**D	STAR FAMILY FOUNDATION	13.095	13.095	13.095
**D	NEW YORK LIFE INSURANCE AND ANNUITY CO	30.945	30.945	30.945

Azionisti:
Azionisti in proprio:1.154
0Teste:
Azionisti in delega:1
1.154

Pagina 4

LISTA ESITO DELLE VOTAZIONE
 Oggetto: Nomina del Presidente del Consiglio di Amministrazione

CONTRARI

Badge	Ragione Sociale	Proprio	Delega	Totale
**D	KATHERINE C. MOORE CHARITABLE LEAD ANNUITY TRUST I	959	959	959
**D	UNITED STATES STEEL CORPORATION REPRESENTED RETIREES BENEFIT TRUST	524	524	524
**D	ARELJAY II LLC	227.700	227.700	227.700
**D	COMMINGLED PENSION TRUST FUND (INTREPID INTERNATIONAL) OF JPMORGAN CHASE BANK	134.977	134.977	134.977
**D	HOBART FAMILY INVESTMENTS LLC	1.982	1.982	1.982
**D	THE KATHERINE MOORE REVOCABLE TRUST	486	486	486
**D	JAMES A STAR	105.154	105.154	105.154
**D	CROWN FUND	747.961	747.961	747.961
**D	CROWN FUND II	365.300	365.300	365.300
**D	COLONEL HENRY CROWN SCHOLARSHIP FUND	1.290	1.290	1.290
**D	CROWN ICF FUND LLC	149.000	149.000	149.000
**D	CROWN FAMILY FOUNDATION	92.400	92.400	92.400
**D	PROSHARES DJ BROOKFIELD GLOB. INFRASTR. ET	40.817	40.817	40.817
**D	THE BOMBARDIER TRUST (UK)	590.750	590.750	590.750
**D	BOMBARDIER TRUST (CANADA) REAL RETURN ASSET FUND	530.276	530.276	530.276
**D	BROOKFIELD GLOBAL INFRASTRUCTURE SECURIT	174.400	174.400	174.400
**D	BROOKFIELD GLOBAL LISTED INFRASTRUCTURE	427.800	427.800	427.800
**D	FONDS DE SOLIDARITE DES TRAV. QUEBEC FTQ	15.701	15.701	15.701
**D	4D GLOBAL INFRASTRUCTURE FUND	28.045	28.045	28.045
**D	MANULIFE INVESTMENT EXCHANGE FUND CORP	72.700	72.700	72.700
**D	MANULIFE GLOBAL INFRASTRUCTURE FUND	237.300	237.300	237.300
**D	MANULIFE SOBEYS GLOBAL EQUITY FUND UT	147.700	147.700	147.700
**D	LABORERS PENSION FUND OF WESTERN CANADA	54.900	54.900	54.900
**D	SVS TPI INCOME BUILDER 1	83.764	83.764	83.764
**D	HELABA INVEST KAPITALANLAGEGESELLSCHAFT MBH	63.642	63.642	63.642
**D	SWISS NATIONAL BANK	3.145.062	3.145.062	3.145.062
**D	LOMBARD ODIER FUNDS (SWITZERLAND) SA I3D	62.059	62.059	62.059
**D	TRUST E CUSTODY SERVICES BANK LTD	60.627	60.627	60.627
**D	TRUST & CUSTODY SERVICES BANK LTD AS TRUSTEE FOR PENSION INVESTMENT FUND TRUST NUMBER 21	9.201	9.201	9.201
**D	BEST INVESTMENT CORPORATION	280.534	280.534	280.534
**D	BEST INVESTMENT CORPORATION	2.927	2.927	2.927
**D	THE HSBC GROUP HONG KONG LOCAL STAFF RETIREMENT BENEFIT SCHEME	31.810	31.810	31.810
**D	HSBC MANAGED CHOICE BEST STYLES EUROPE FUND	164	164	164
**D	HSBC MANAGED STABLE FUND	176	176	176
**D	HSBC MANAGED STABLE GROWTH FUND	1.384	1.384	1.384
**D	HSBC MANAGED BALANCED FUND	2.397	2.397	2.397
**D	HSBC MANAGED GROWTH FUND	29.932	29.932	29.932
**D	HSBC WORLD INDEX FUND	3.430	3.430	3.430
**D	CENTURY FINANCE BOARD METHODIST CHURCH	87.697	87.697	87.697
**D	AT STRATEGIC GLOBAL EQUITY FUND	90.808	90.808	90.808
**D	AMCR GLOBAL EQUITY FUND	58.340	58.340	58.340
**D	FRIENDS LIFE AND PENSIONS LIMITED PIXHAM END	106.000	106.000	106.000
**D	FRIENDS LIFE FUNDS LIMITED	16.427	16.427	16.427
**D	FIRST STATE GLOBAL UMBRELLA FUND PLC-FIR			



[Handwritten signature]

Azionisti: 1.154 Teste: 1
 Azionisti in proprio: 0 Azionisti in delega: 1.154

LISTA ESITO DELLE VOTAZIONE

Oggetto: Nomina del Presidente del Consiglio di Amministrazione

CONTRARI

Badge	Ragione Sociale	Proprio	Delega	Totale
**D	HSBC GLOBAL ASSET MANAGEMENT LTD	2.570	2.570	2.570
**D	FIRST STATE GLOBAL UMBRELLA FUND PLC	1.519.616	1.519.616	1.519.616
**D	HSBC EUROPEAN INDEX FUND	136.191	136.191	136.191
**D	WEST YORKSHIRE PENSION FUND	150.000	150.000	150.000
**D	HSBC MSCI EUROPE UCITS ETF	17.658	17.658	17.658
**D	HSBC GLOBAL INVESTMENT FUNDS	4.245	4.245	4.245
**D	NATIONAL GRID UK PENSION SCHEME	19.051	19.051	19.051
**D	HSBC ETFs	6.266	6.266	6.266
**D	SONDERVERMOEGEN ALLIANZ VGI 1 FONDS	9.010	9.010	9.010
**D	MELLON OFFSHORE FUNDS C/O CIBC BANK AND TRUST COMPANY (CAYMAN) LIMITE	1.851.790	1.851.790	1.851.790
**D	SIX CIRCLES INTERNAT UNCONSTRAIN EQ FUND	77.768	77.768	77.768
**D	FONDAZIONE ROMA SIF	2.687	2.687	2.687
**D	LA FRANCAISE INFLECTION POINT ACTION EUR	55.385	55.385	55.385
**D	CAISSE DES DEPOTS ET CONSIGNATIONS	30.252	30.252	30.252
**D	KAPITALFORENINGEN PENSAM INVEST PSI 10 GLOBALE AKTIER	24.939	24.939	24.939
**D	ROBECO CAPITAL GROWTH FUND	1.746	1.746	1.746
**D	DPAM INVEST B	329.696	329.696	329.696
**D	STICHTING SHELL PENSIOENFONDS	13.830	13.830	13.830
**D	ROBECO UMBRELLA FUND I N.V.	2.663	2.663	2.663
**D	BLACKROCK INSTITUTIONAL POOLED FUNDS PLC	77.931	77.931	77.931
**D	NFS LIMITED TRAFALGAR COURT ADMIRAL	16.153	16.153	16.153
**D	BANCO CENTRAL DE TIMOR EST	31.826	31.826	31.826
**D	CONNECTICUT GENERAL LIFE INSURANCE COMPANY	6.895	6.895	6.895
**D	BRUNEL SHELL RETIREMENT BENEFIT FUND	1.353	1.353	1.353
**D	AXA EQUITABLE LIFE INSURANCE CO	4.433	4.433	4.433
**D	FIDUCIARY TRUST COMPANY INTERNATIONAL AS	1.033	1.033	1.033
**D	ADVANCE INTERNATIONAL SHARE INDEX FUND	44.763	44.763	44.763
**D	ISHARES WHOLESAL E SCREENED INTERNATIONAL EQUITY INDEX FUND	4.018	4.018	4.018
**D	ISHARES EDGE MSCI WORLD MINIMUM VOLATILITI	1.103	1.103	1.103
**D	BLACKROCK GLOBAL LISTED INFRASTRUCTURE F	72.199	72.199	72.199
**D	ISHARES WHOLESAL E INTERNATIONAL EQUITY INDEX FUND	34.032	34.032	34.032
**D	ISHARES ALLCOUNTRY EQUITY INDEX FUND	2.538	2.538	2.538
**D	BLACKROCK FISSION INDEXED INTL EQUITY FD	3.364	3.364	3.364
**D	RETIREMENT INCOME PLAN OF SAUDI ARABIAN OIL COMPANY	2.751	2.751	2.751
**D	NVIT INTERNATIONAL INDEX FUND	75.189	75.189	75.189
**D	EQ ADVISORS TRUST - AXA INTERNATIONAL CORE MANAGED VOLATILITY PORTFOLIO	25.818	25.818	25.818
**D	EQ ADVISORS TRUST- AXA/TEMPLETON GLOBAL EQUITY MANAGED VOLATILITY PORTFOLIO	5.072	5.072	5.072
**D	EQ ADVISORS TRUST-AXA GLOBAL EQUITY MANAGED VOLATILITY PORTFOLIO	22.075	22.075	22.075
**D	EQ ADVISORS TRUST - ATM INTERNATIONAL MANAGED VOLATILITY PORTFOLIO	39.091	39.091	39.091
**D	EQ ADVISORS TRUST - ATM INTERNATIONAL MANAGED VOLATILITY PORTFOLIO	15.611	15.611	15.611
**D	EQ ADVISORS TRUST - AXA INTERNATIONAL MANAGED VOLATILITY PORTFOLIO	72.594	72.594	72.594
**D	EQ ADV DYNAMIC MODERATE GROWTH PORTFOLIO	19.450	19.450	19.450
**D	EQ ADVISORS TRUST - AXA / AB DYNAMIC GROWTH PORTFOLIO	4.319	4.319	4.319

Azionisti:
Azionisti in proprio:1.154
0Teste:
Azionisti in delega:1
1.154


Assemblea Ordinaria del 18 aprile 2019

LISTA ESITO DELLE VOTAZIONI

Oggetto: Nomina del Presidente del Consiglio di Amministrazione

CONTRARI

Badge	Ragione Sociale	Proprio	Delega	Totale
**D	AVIVA LIFE & PENSIONS UK LIMITED	146.070	146.070	146.070
**D	THE MASTER TRUST BANK OF JAPAN, LTD. AS TRUSTEE FOR MUTB400045792	14.430	14.430	14.430
**D	NATIONWIDE INTERNATIONAL INDEX FUND	48.103	48.103	48.103
**D	BUREAU OF LABOR FUNDS- LABOR PENSION FUND	1.588	1.588	1.588
**D	BUREAU OF LABOR FUNDS- LABOR PENSION FUND	3.415	3.415	3.415
**D	BUREAU OF LABOR FUNDS-LABOR RETI FUND	8.825	8.825	8.825
**D	AVIVA INVESTORS INVESTMENT FUNDS ICVC AVIVA INVESTORS INTERNATIONAL INDEX TRACK	13.826	13.826	13.826
**D	ARTEMIS GLOBAL EQUITY INCOME FUND	180.723	180.723	180.723
**D	ARTEMIS MONTHLY DISTRIBUTION FUND	158.157	158.157	158.157
**D	BLACKROCK INTERNATIONAL INDEX V.I. FUND OF BLACKROCK VARIABLE SERIES FUNDS	6.588	6.588	6.588
**D	BLACKROCK INTERNATIONAL INDEX V.I. FUND OF BLACKROCK VARIABLE SERIES FUNDS	43.276	43.276	43.276
**D	THE MASTER TRUST BANK OF JAPAN	3.972.740	3.972.740	3.972.740
**D	BLACKROCK INSTITUTIONAL TRUST COMPANY N.A. INVESTMENT FUNDS FOR EMPLOYEE BENEFIT TRUSTS	120.280	120.280	120.280
**D	BLACKROCK MSCI EAFE EQUITY NY N.A. INVESTMENT FUNDS FOR EMPLOYEE BENEFIT TRUSTS	402.674	402.674	402.674
**D	ACHMEA PENSIOEN- EN LEVENSVZERKERINGEN	2.958	2.958	2.958
**D	AMERICAN UNIVERSITY	35.558	35.558	35.558
**D	DHL EMPLOYEE BENEFIT FUND OFF DE	381	381	381
**D	MSCI EUROPE EQUITY ESG SCREENED INDEX FU	22.840	22.840	22.840
**D	WASHINGTON STATE INVESTMENT BOARD	431	431	431
**D	AXA BELGIUM S A	46.866	46.866	46.866
**D	STICHTING PENSIOENFONDS VOOR VERLOSKUNDI	1.718.964	1.718.964	1.718.964
**D	THRIFT SAVINGS PLAN	1.798	1.798	1.798
**D	NEW MEXICO STATE INVESTMENT COUNCIL	21.121	21.121	21.121
**D	NEW MEXICO STATE INVESTMENT COUNCIL	1.849	1.849	1.849
**D	AURION GLOBAL EQUITY FUNDS	11.571	11.571	11.571
**D	NBMC EAFE EQUITY INDEX FUND - CLASS N	11.600	11.600	11.600
**D	ASSOCIATION BIENF RETR POL VILLE MONTREA	71.019	71.019	71.019
**D	NBMC PUBLIC INFRASTRUCTURE (2017)	38.582	38.582	38.582
**D	NMM5 GIEP BRI ACCOUNT	2.499	2.499	2.499
**D	FCP LBPAM AVENIR EURO	51.055	51.055	51.055
**D	FCP LBPAM ACTIONS EURO LARGE CAP	53.407	53.407	53.407
**D	FCP FEDERIS IRC ACTIONS	117.618	117.618	117.618
**D	FCP FUJI XEROX PENSION FUND	782.085	782.085	782.085
**D	ENVE SUPERANNUATION FUND	432.393	432.393	432.393
**D	BUREAU OF LABOR FUNDS - LABOR RETIREMENT FUND	570.144	570.144	570.144
**D	ECOMPIA GLOBAL INFRASTRUCTURE FUND	361.500	361.500	361.500
**D	MULTI-MANAGER DIRECTIONAL ALTERNATIVE STRATEGIES FUND	4.667	4.667	4.667
**D	SUN LIFE SENTRY INFRASTRUCTURE FUND	835.252	835.252	835.252
**D	NMM5 WIEQ-NVN ACCOUNT	10.480	10.480	10.480
**D	NMM5 WIEQ BRF ACCOUNT	29.800	29.800	29.800
**D	NMM5 WIEQ NVN ACCOUNT	57.239	57.239	57.239
**D	NMM5 GIEP NVN ACCOUNT	1.128.354	1.128.354	1.128.354
**D	WIF LAZ GBL PFD LIS INFRA	138.915	138.915	138.915
**D	ANIMA SGR- ANIMA GEO ITALIA			



Azionisti: 1.154 Teste: 1
 Azionisti in proprio: 0 Azionisti in delega: 1.154

Assemblea Ordinaria del 18 aprile 2019

LISTA ESITO DELLE VOTAZIONE

Oggetto: Nomina del Presidente del Consiglio di Amministrazione

CONTRARI

Badge	Ragione Sociale	Proprio	Delega	Totale
**D	ANIMA SGR SPA ANIMA SELEZIONE EUROPA	281.368	281.368	281.368
**D	ANIMA SGR SPA ANIMA ALTO POTENZIALE EUROPA	155.000	155.000	155.000
**D	ANIMA SGR- ANIMA ITALIA	92.496	92.496	92.496
**D	ANIMA EUROPA ANIMA SGR SPA	127.500	127.500	127.500
**D	BNYMTCL CGF WDEQ LA	14.122	14.122	14.122
**D	STATE OF WISCONSIN INVESTMENT BOARD	434.445	434.445	434.445
**D	THE GOVERNMENT EMPLOYEES PENSION FUND GEPE	16.876	16.876	16.876
**D	SUBSIDIZED SCHOOLS P FUND NORTHERN	6.054	6.054	6.054
**D	THE HARTFORD RETIREMENT PLAN TRUST FOR US EMPLOYEES	9.947	9.947	9.947
**D	KAPITALFORENINGEN EMD INVEST GLOBALE AKTIER III	2.288	2.288	2.288
**D	GS TACS MARKET CONTINUOUS INTERNATIONAL	28.450	28.450	28.450
**D	DT INTERNATIONAL STOCK INDEX FUND	26.742	26.742	26.742
**D	GREAT WEST CORE STRATEGIES INTERNATIONAL EQUITY FUND	2.112	2.112	2.112
**D	RCKFLR BROS RHMBLN ACWI EXUS 290611 ROCKEFELLER BROTHERS FUND INC	1.278	1.278	1.278
**D	BNYMTCL WINTON EUROPEAN EQU FD T	10.054	10.054	10.054
**D	BNYMTCL WINTON GLOBAL EQUITY FD TR	1.729	1.729	1.729
**D	NATIONAL BANK TRUST	2.111.681	2.111.681	2.111.681
**D	VANGUARD FTSE ALL WORLD EX US INDEX FUND	948.975	948.975	948.975
**D	VANGUARD EUROPEAN STOCK INDEX FUND	1.035.863	1.035.863	1.035.863
**D	USBK TR QKR GLBL TAC ALL FUND	40.865	40.865	40.865
**D	MACQUARIE MANAGEMENT HOLDINGS INC	5.258	5.258	5.258
**D	WESPATH FUNDS TRUST	2.947	2.947	2.947
**D	UMC BENEFIT BOARD, INC	30.969	30.969	30.969
**D	ALAMOSA LLC	719	719	719
**D	STICHTING SPOORWEGPENSIOENFONDS	10.081	10.081	10.081
**D	INVECO S AND P EUROPE 350 EQUAL WEIGHT INDEX ETF	3.019	3.019	3.019
**D	THE CONSOLIDATED EDISON PENSION PLAN MASTER TRUST	32.830	32.830	32.830
**D	DEP QF SSGA NONUS EQUITY H1	1.450	1.450	1.450
**D	DEP QF SSGA NONUS EQUITY R2	4.325	4.325	4.325
**D	DEP QF SSGA NONUS EQUITY B1	1.964	1.964	1.964
**D	DEP QF SSGA NONUS EQUITY B2	2.010	2.010	2.010
**D	GENERAL MILLS GROUP TRUST	28.964	28.964	28.964
**D	MINISTERS AND MISSIONS BENEFIT BRD OF AMERICAN BPTST CHURCHES	4.669	4.669	4.669
**D	GNPF COL EAFE GINNA Q	1.000	1.000	1.000
**D	GRANT SCHOOLS PROVIDENT FUND	621	621	621
**D	SUBSIDIZED SCHOOLS PROVIDENT FUND	15.014	15.014	15.014
**D	IQ 500 INTERNATIONAL ETF	2.936	2.936	2.936
**D	PB SSGA INTL EQ TAX	2.147	2.147	2.147
**D	ALLEN G LOZIER	12.770	12.770	12.770
**D	CERVURITE INTERNATIONAL LLC	19.903	19.903	19.903
**D	USMIA GLOBAL EQUITY	1.607	1.607	1.607
**D	BOA OMNIBUS PERAMETRIC	3.014	3.014	3.014
**D	RAILWAYS PENSION TRUSTEE COMPANY LIMITED	133.961	133.961	133.961

Azionisti in proprio: 1.154 Teste: 0 Azionisti in delega: 1.154

LISTA ESITO DELLE VOTAZIONE
 Oggetto: Nomina del Presidente del Consiglio di Amministrazione

CONTRARI

Badge	Ragione Sociale	Proprio	Delega	Totale
**D	BNYMTD DEE OF PG GENERATIONS FUND		42.676	42.676
**D	DRMA LTD		28.349	28.349
**D	CENTRAL PENSION FUND OF THE INT UNION OF OPERATING ENGINEERS AND PARTICIPATING EMPLOYERS		6.566	6.566
**D	WF MES LTD EAFE GLOBAL		2.123	2.123
**D	MAN GLG EUROPEAN ALPHA INCOME FUND		5.000	5.000
**D	ALICNY BLACKROCK GBL EQUITY		1.353	1.353
**D	C9W CITW FD PARAMETRIC		849	849
**D	GLOBAL ATLANTIC BLACKROCK DISCIPLINED INTERNATIONAL CORE PORTFOLIO		2.405	2.405
**D	FIRE AND POLICE PENSION ASSOCIATION OF COLORADO		8.699	8.699
**D	THE BOSTON COMPANY ASSET MANAGEMENT		48.774	48.774
**D	VERSUS CAPITAL REAL ASSETS FUND LLC		291.300	291.300
**D	TEXAS UTILITIES QUAL NDT PARTNERSHIP		858	858
**D	FIDELITY SALEM STREET TRUST FIDELITY SAI INTERNATIONAL INDEX FUND		253.783	253.783
**D	UNION BANK		2.089	2.089
**D	DEUTSCHE XTRK MSCI EAFE HDY ETF		68.692	68.692
**D	US BANK TAX EXEMPT OMNI REP NONRECC		725	725
**D	USBK REGIONAL TRANSPORTATION DSFP		738	738
**D	B4305 FRB S LUND RES TR FBO B LUND		420	420
**D	B4306 FRB M LUND REV TR		328	328
**D	2048 APG DME LACM GL		190.372	190.372
**D	SSGA GLOBAL TEMC STRAT POOL		6.525	6.525
**D	PANAGORA RISK PARITY MULTI ASSET MASTER FUND LTD		14.274	14.274
**D	THE BANK OF NEW YORK MELLON EMPLOYEE BENEFIT COLLECTIVE INVESTMENT FUND PLAN		398.213	398.213
**D	CF DV INTERNATIONAL STOCK INDEX FUND		22.983	22.983
**D	PHILADELPHIA GAS WORKS PENSION PLAN		746	746
**D	PSG DIVERSIFIED INFRASTRUCTURE LLC		9.200	9.200
**D	FIRST STATE INVESTMENTS ICVC FIRST STATE GLOBAL LISTED INFRASTRUCTURE FUND		2.869.220	2.869.220
**D	THE COMMONWEALTH FUND		115	115
**D	THE UNIVERSITY COURT OF THE UNIVERSITY OF GLASGOW		2.087	2.087
**D	RELIANCE TRUST INSTITUTIONAL RETIREMENT TRUST		42.500	42.500
**D	AUTO CLUB GROUP		31.014	31.014
**D	ADATORE D BRIDGE BUILDER INTERNATIONAL EQUITY FUND		18.087	18.087
**D	TEA PROSHARES MSCI ACWI INDEX FUND		1.190	1.190
**D	EMPOWERING GLOBAL INFRASTRUCTURE TOTAL RETURN FUND INC		926.511	926.511
**D	EMPOWERING BANK NATIONAL ASSOCIATION		20.365	20.365
**D	EMPOWERING BANK NATIONAL ASSOCIATION		29.662	29.662
**D	EMPOWERING BANK NATIONAL ASSOCIATION		278	278
**D	EMPOWERING BANK NATIONAL ASSOCIATION		333	333
**D	EMPOWERING BANK NATIONAL ASSOCIATION		641	641
**D	EMPOWERING BANK NATIONAL ASSOCIATION		212	212
**D	EMPOWERING BANK NATIONAL ASSOCIATION		1.608	1.608
**D	EMPOWERING BANK NATIONAL ASSOCIATION		9.307	9.307
**D	EMPOWERING BANK NATIONAL ASSOCIATION		75.300	75.300



Assemblea Ordinaria del 18 aprile 2019

LISTA ESITO DELLE VOTAZIONI

Oggetto: Nomina del Presidente del Consiglio di Amministrazione

CONTRARI

Badge	Ragione Sociale	Proprio	Delega	Totale
**D	EMPLOYEES RETIREMENT SYSTEM OF TEXAS	125.000	125.000	125.000
**D	DEUTSCHE XTRKS MSCI ALL WORLD HDG	2.300	2.300	2.300
**D	BOK MCM DM PEQ	19.496	19.496	19.496
**D	ACHIT HAI RHUMBLINE EAFE THE ARCHDIOCESE OF HARTFORD INVESTMENT TRUST	310	310	310
**D	HRCO RPMT HAP RHUMBLINE EAFE	266	266	266
**D	PUBLIC EMPLOYEES RETIREMENT SYSTEM OF MISSISSIPPI	73.202	73.202	73.202
**D	BNY MELLON GLOBAL FUNDS PLC	45.449	45.449	45.449
**D	GAMMA EMIRATES INVESTMENTS LLC	1.082	1.082	1.082
**D	NYKREDIT INVEST TAKTISK ALLOKERING	5.637	5.637	5.637
**D	56053 IP GLOBAL EQUITIES I	30.968	30.968	30.968
**D	PS FTSERAFI EU UCITS ETF BNYMTCIL	623	623	623
**D	POWERSHARES GLOBAL FUNDS IRELAND PLC	500	500	500
**D	PS FTSE RAFI DEVEL MAR EX US PORT	52.037	52.037	52.037
**D	BNYMTCIL GLG EUROPEAN EQ ALTER TRAD	1.968	1.968	1.968
**D	PRUDENTIAL INVESTMENT PORTFOLIOS INC PRUDENTIAL BALANCED FUND	1.143	1.143	1.143
**D	GREAT WEST INTERNATIONAL INDEX FUND	38.306	38.306	38.306
**D	COMMONWEALTH OF PENNSYLVANIA PUBLIC SCHOOLEMPLOYEES RETIREMENT SYSTEM	104.200	104.200	104.200
**D	ALLSTATE LIFE INSURANCE COMPANY	8.512	8.512	8.512
**D	PFI INTL EQUITY INDEX FUND	37.630	37.630	37.630
**D	BNYMTCIL LAZARD GBL EQTY FRNCHS FND	456.780	456.780	456.780
**D	BNYMTCIL LAZARD GBL LI EQUITY FD	5.644.166	5.644.166	5.644.166
**D	BNYTD CF MACQUARIE GBL INFRS SRS FD	69.224	69.224	69.224
**D	PFI OVERSEAS FD PMC	19.191	19.191	19.191
**D	BNYTD CF CANLIFE GBL INFR FD	58.286	58.286	58.286
**D	CTJ RE STANLIB GLOBAL EQUITY FD AB	2.800	2.800	2.800
**D	ALLSTATE INSURANCE CO BLACKROCK	45.015	45.015	45.015
**D	IQ 50 PERCENT HEDGED FTSE INTL ETF	13.482	13.482	13.482
**D	IQ 50 PERCENT HEDGED FTSE EURO ETF	507	507	507
**D	DEUTSCHE XTRK MSCI EMU HDG EQ ETF	3.167	3.167	3.167
**D	VOYA INTERNATIONAL INDEX PORTFOLIO	62.932	62.932	62.932
**D	THE AMERICAN UNIVERSITY IN CAIRO	2.630	2.630	2.630
**D	CC COL EAFE Q UN 2	1.400	1.400	1.400
**D	CC COL EAFE Q UN 1	1.100	1.100	1.100
**D	NMPF COL EAFE NMP Q	2.200	2.200	2.200
**D	DAEC NQ SSGA TAX	599	599	599
**D	DAEC Q SSGA INTL TC	779	779	779
**D	PS6F STATE STREET INTL EQ	34.504	34.504	34.504
**D	SRSF PARAMETRIC DELTA SHIFT	1.232	1.232	1.232
**D	SEATTLE CITY EMPLOYEES RETIREMENT SYSTEM	497	497	497
**D	SEMPRA ENERGY PENSION MASTER TRUST	13.156	13.156	13.156
**D	TEACHERS' RETIREMENT SYSTEM OF LOUISIANA	1	1	1
**D	INVESTINGFORENINGEN LAEGERNES INVEST,	432	432	432
**D	AIF 21104 LPI AKT EUROPA II	26.720	26.720	26.720

Azionisti:

1.154 Teste:

Azionisti in proprio:

0

Azionisti in delega:

1.154

Pagina 10

LISTA ESITO DELLE VOTAZIONE
 Oggetto: Nomina del Presidente del Consiglio di Amministrazione

CONTRARI

Badge	Ragione Sociale	Proprio	Delega	Totale
**D	BLL AQUILA LIFE EUROPEAN EQUITY	486.731	486.731	486.731
**D	BLL AQUILA LIFE GLOBAL MINIMUM	67.339	67.339	67.339
**D	BLL AQUILA LIFE MSCI WORLD FUND	78.780	78.780	78.780
**D	BLL AQUILA LIFE FTSE RAFI DEVELOPED	48.656	48.656	48.656
**D	PEI DIV REAL ASSET FUND MACQUARIE	747.392	747.392	747.392
**D	DEUTSCHE XTRKS MSCI EURO CCYHDG	45.978	45.978	45.978
**D	POWERSHARES PUREBETA FTSE DEVELOPED EX NORTHAMERICA PORTFOLIO	84	84	84
**D	SBSA GEPF BLACKROCK EQUITY	50.074	50.074	50.074
**D	KCIF COLONIAL 1ST ST GLI	85.479	85.479	85.479
**D	DEUTSCHE XTRKS MSCI EAFE CCYHDG	168.676	168.676	168.676
**D	DVHF DIV RSK HI DIV GL EQ	1.128	1.128	1.128
**D	PGTF DR NON US EQUITY GT	11.553	11.553	11.553
**D	DBX FTSE DEV EX US COMP FACTOR	1.304	1.304	1.304
**D	SPARTAN INTL INDEX	938.882	938.882	938.882
**D	BELLSOUTH CORP RFA VEBB TRUST	15.262	15.262	15.262
**D	CP2F LAZARD INFRASTRUCTURE	99.840	99.840	99.840
**D	ECBSEG	20.930	20.930	20.930
**D	DREYFUS INDEX FUNDS INC DREYFUS INTERNATIONAL STOCK INDEX FUND	21.775	21.775	21.775
**D	MNVE SSGA INTL EQUITY	2.252	2.252	2.252
**D	SHELL PENSION TRUST	14.928	14.928	14.928
**D	SHELL PENSION TRUST	9.135	9.135	9.135
**D	WF AND CO CASH PLN EVERGN INV 1	11.094	11.094	11.094
**D	WF AUTO CLUB INSURANCE ASSOCIATION	35.116	35.116	35.116
**D	MAN FUNDS PLC	20.000	20.000	20.000
**D	THE EUROPEAN CENTRAL BANK	21.023	21.023	21.023
**D	BLACKROCK ACWI USIMI	157.290	157.290	157.290
**D	UFUF MCM MSCI WORLD FD	6.146	6.146	6.146
**D	PUBLIC EMPLOYEE RETIREMENT SYSTEM OF IDAHO	26.015	26.015	26.015
**D	STICHTING PENSIOENFONDS UWV	65.341	65.341	65.341
**D	STICHTING BEWAAREDER ACHMEA BELEGINGSPOOLS AIM AWW E7AFZ026002	32.371	32.371	32.371
**D	NSNF PARA EAFE MONII	2.544	2.544	2.544
**D	NSNF PARA EAFE PI 1	1.975	1.975	1.975
**D	NSNF PARA EAFE PI 2	3.375	3.375	3.375
**D	TRANSNORD INTL HIGH DIV YLD INDEX FD	67.637	67.637	67.637
**D	TRANSNORD GLOBAL MINIMUM VOLTLITY FUND	221.896	221.896	221.896
**D	TRANSNORD GLOBAL MINIMUM VOLTLITY FUND	133.783	133.783	133.783
**D	TRANSNORD GLOBAL MINIMUM VOLTLITY FUND	265.406	265.406	265.406
**D	TRANSNORD GLOBAL MINIMUM VOLTLITY FUND	11.077	11.077	11.077
**D	TRANSNORD GLOBAL MINIMUM VOLTLITY FUND	28.055	28.055	28.055
**D	TRANSNORD GLOBAL MINIMUM VOLTLITY FUND	142.637	142.637	142.637
**D	TRANSNORD GLOBAL MINIMUM VOLTLITY FUND	57.343	57.343	57.343
**D	TRANSNORD GLOBAL MINIMUM VOLTLITY FUND	231	231	231
**D	TRANSNORD GLOBAL MINIMUM VOLTLITY FUND	16.964	16.964	16.964



LISTA ESITO DELLE VOTAZIONI

Oggetto: Nomina del Presidente del Consiglio di Amministrazione

CONTRARI

Badge	Ragione Sociale	Proprio	Delega	Totale
**D	US BK BROOKFIELD GLB LST INF IN FD		336.800	336.800
**D	USBK BROOKFIELD GBL LIS INFRAS FD		278.900	278.900
**D	USBK BROOKFIELD REAL ASSETS SEC FD		38.300	38.300
**D	USBK AHAI RHUMBLINE ADVISERS		500	500
**D	USBK AMERICAN HEART ASSOCIATION INC		556	556
**D	LAWRENCE LIVERMORE NATIONAL SECURITY LLC AND LOS ALAMOS NATIONAL SECURITY LLC DEFINED BENEFIT PLANGROUP TRUST	7.540		
**D	AP7 EQUITY FUND		524.747	524.747
**D	3M ERIP RAFI EAFE		1.062	1.062
**D	ALASKA PERMANENT FUND CORPORATION		463.443	463.443
**D	ALASKA PERMANENT FUND CORPORATION		10.086	10.086
**D	ALASKA PERMANENT FUND CORPORATION		490.050	490.050
**D	VIRGINIA RETIREMENT SYSTEM		249.535	249.535
**D	MIDDLETOWN WORKS HOURLY AND SALARIED UNION RETIREES HEALTH CARE FUND		1.859	1.859
**D	CPA COP PSERS PSERS ACWI X US INDEX		53.092	53.092
**D	IN8 COP TREAS PWP RHUMBLINE MSCI		2.262	2.262
**D	ENISIGN PEAK OSAM INTL EQUITY		4.150	4.150
**D	LOUISIANA STATE ERS MSCI EXUS INDEX		1	1
**D	NV PERS MELLON CAPITAL INDEX		144.377	144.377
**D	NV PERS SSGA EAFE INDEX PUBLIC EMPLOYEES RETIREMENT SYSTEM OF NEVADA		111.702	111.702
**D	NV RBIF ALLNCEBNSN INTL EQ		3.479	3.479
**D	TEA BLACKROCK INC INTL		123.788	123.788
**D	AST GS MULTI ASSET PORT LIQ PDHB		5.709	5.709
**D	BLACKROCK LIFE LIMITED		22.787	22.787
**D	BLL AQUIL LIFGLO3000 FMEN WHT INDEF		19.232	19.232
**D	PENN SERIES DEV INTL INDEX FUND		3.881	3.881
**D	BNYMTD BLK CONT EUR EQ TRCK FD INV		352.670	352.670
**D	FLORIDA RETIREMENT SYSTEM		21.572	21.572
**D	BLACKROCK WORLD EX FLORIDA RET SYS		112.595	112.595
**D	BROOKFIELD REAL ASSETS INCOME FUND INC		115.400	115.400
**D	PENSION RESERVES INVESTMENT TRUST FUND		131.985	131.985
**D	VOYA INTERNATIONAL CORE FUND		3.456	3.456
**D	DUKE ENERGY QUALIFIED NUCLEAR DECOMMISSIONING		3.463	3.463
**D	OPPENHEIMER INTERNATIONAL REVENUE ETF		373	373
**D	AUTO CLUB INSURANCE ASSOCIATION		96.481	96.481
**D	INDIANA PUBLIC RETIREMENT SYSTEM		27.878	27.878
**D	KENTUCKY RETIREMENT SYSTEMS		14.982	14.982
**D	KENTUCKY RETIREMENT SYSTEMS INSURANCE TRUST FUND		6.127	6.127
**D	PUBLIC EMPLOYEES RETIREMENT ASSOCIATION OF NEW MEXICO		27.025	27.025
**D	BOARD OF PENSIONS OF THE EVANGELICAL LUTHERAN CHURCH IN AMERICA		12.531	12.531
**D	THE STATE OF CONNECTICUT ACTING THROUGH ITS TREASURER		69.128	69.128
**D	SOUTH CAROLINA RETIREMENT SYSTEMS GROUP TRUST		7.634	7.634
**D	SOUTH CAROLINA RETIREMENT SYSTEMS GROUP TRUST		64.134	64.134

Azionisti:

1.154 Teste:

Azionisti in proprio:

1.154

0 Azionisti in delega:

1

1.154

LISTA ESITO DELLE VOTAZIONE
 Oggetto: Nomina del Presidente del Consiglio di Amministrazione

CONTRARI

Badge	Regione Sociale	Proprio	Delega	Totale
**D	TENNESSEE VALLEY AUTHORITY RETIREMENT SYSTEM		13.673	13.673
**D	UPS GROUP TRUST		57.993	57.993
**D	INTERNATIONAL BANK FOR RECONSTRUCTION AND DEVELOPMENT		2.505	2.505
**D	PRUDENTIAL INVESTMENT PORTFOLIO 2 PRUDENTIAL QMA INTL DEVELOPED MKRKS INDEX FUND		1.463	1.463
**D	ENERGY INSURANCE MUTUAL LIMITED		3.239	3.239
**D	METROPOLITAN LIFE INSURANCE COMPANY		22.873	22.873
**D	CENTRAL STATES SOUTHEAST AND SOUTHWEST AREAS PENSION FUND		11.584	11.584
**D	IOWA PUBLIC EMPLOYEES' RETIREMENT SYSTEM		4.238	4.238
**D	FGT FRK GLOBAL LSTD INFRASTRUCT FD		96.410	96.410
**D	OPPENHEIMER INTERNATIONAL ULTRA DIVIDEND REVENUE ETF		184	184
**D	SANTA BARBARA COUNTY EMPLOYEES RETIREMENT SYSTEM		10.141	10.141
**D	ALLIANZBERNSTEIN FUND DYNAMIC		2.482	2.482
**D	NUVEEN GLOBAL INVESTORS FUND		56.545	56.545
**D	TRUST AND CUSTODY SERVICES		158.244	158.244
**D	KORUSAI EQUITY INDEX FUND		10.101	10.101
**D	CONSULTING GROUP CAPITAL MARKE		14.125	14.125
**D	CNS GLOBAL LIST INFRASTRUCTURE		73.295	73.295
**D	WELLS FARGO LUX WORLDWIDE		14.330	14.330
**D	TOUCHSTONE FUNDS GROUP		9.938	9.938
**D	TRUST AND CUSTODY SERVICES BAN		98.092	98.092
**D	OFI MARKET NEUTRAL EQUITY		22.989	22.989
**D	MAAF ASSURANCE SA		213.864	213.864
**D	PROTEC BTP		4.704	4.704
**D	TOBAM ANTI-BENCHMARK EURO EQUITY		81.091	81.091
**D	LA SAUVEGARDE (A) EUROPE		10.680	10.680
**D	GMF-VIE CANTON D (A) EUROPE		729.845	729.845
**D	GMF ASSURANCES (A) EUROPE		201.268	201.268
**D	MMA IARD SA (A) EUROPE		262.777	262.777
**D	FIDELIA ASSISTANCE		3.518	3.518
**D	ASSISTANCE PROTECTION JURIDIQUE (A)		25.384	25.384
**D	ASSISTANCE PROTECTION JURIDIQUE (A)		278.826	278.826
**D	MAAF VIE ACTIF GENERAL		12.596	12.596
**D	BBF FARD		2.108	2.108
**D	MAAF VIE WINNECO PERE		10.115	10.115
**D	MAAF SIAIE		39.891	39.891
**D	FORNIACTIONS 100		135.224	135.224
**D	AVAGGIO ACTIONS		52.899	52.899
**D	LIBRAM ACTIONS 80		31.686	31.686
**D	BBPAM ACTIONS EUROPE MONDE		22.176	22.176
**D	ERISA ACTIONS EUROPE N2		83.827	83.827
**D	LIBRAM STRATEGIE PEA 2		59.341	59.341
**D	ERISA STRATEGIE PEA 1		53.672	53.672
**D	BBPAM STRATEGIE PEA 1		3.414	3.414
**D	SEYOND ACTIONS EUROPEENNES			
**D	SEYOND EQUITY FACTOR INVESTING			



[Handwritten signature]

LISTA ESITO DELLE VOTAZIONI

Oggetto: Nomina del Presidente del Consiglio di Amministrazione

CONTRARI

Badge	Ragione Sociale	Proprio	Delega	Totale
**D	AHL INSTITUTIONAL SERIES 3 LTD	7.407	7.407	7.407
**D	MAN AHL DIVERSIFIED MARKETS EU BEUR- WORLD TRADE CENTER	248	248	248
**D	MAN FUNDS VIII ICAY-MAN AHL DIVERSIFIED.	2.448	2.448	2.448
**D	GLG EUROPEAN LONG-SHORT MASTER FUND LTD MAPLES CORPORATE SERVICES LIMITED	399	399	399
**D	ELECTRON CAPITAL PARTNERS LLC ELECTRON GLOBAL MSTR FD LP	1.377.520	1.377.520	1.377.520
**D	ELECTRON CAPITAL PARTNERS LLC AGR TRADING SPC	19.577	19.577	19.577
**D	MLC INVESTMENTS, LLC LIMITED	28.303	28.303	28.303
**D	UBS (LUX) STRATEGY SICAV SAP DEFENSIVE (USD)	415	415	415
**D	UBS (LUX) STRATEGY SICAV SAP DYNAMIC (USD)	851	851	851
**D	UBS FUND MANAGEMENT (LUXEMBOURG) SA	4.854	4.854	4.854
**D	UBS FUND MANAGEMENT (LUXEMBOURG) SA	8.211	8.211	8.211
**D	UBS FUND MANAGEMENT (LUXEMBOURG) SA	689	689	689
**D	UBS FUND MANAGEMENT (LUXEMBOURG) SA	255	255	255
**D	UBS FUND MANAGEMENT (LUXEMBOURG) SA	165	165	165
**D	UBS FUND MANAGEMENT (LUXEMBOURG) SA	773	773	773
**D	UBS FUND MANAGEMENT (LUXEMBOURG) SA	1.218	1.218	1.218
**D	UBS FUND MANAGEMENT (LUXEMBOURG) SA	131	131	131
**D	UBS FUND MANAGEMENT (LUXEMBOURG) SA	1.134	1.134	1.134
**D	UBS FUND MANAGEMENT (LUXEMBOURG) SA	1.073	1.073	1.073
**D	UBS FUND MANAGEMENT (LUXEMBOURG) SA	916	916	916
**D	UBS FUND MANAGEMENT (LUXEMBOURG) SA	240	240	240
**D	UBS FUND MANAGEMENT (LUXEMBOURG) SA	771	771	771
**D	UBS FUND MANAGEMENT (LUXEMBOURG) SA	379	379	379
**D	UBS FUND MANAGEMENT (LUXEMBOURG) SA	1.751	1.751	1.751
**D	UBS FUND MANAGEMENT (LUXEMBOURG) SA	1.774	1.774	1.774
**D	UBS FUND MANAGEMENT (LUXEMBOURG) SA	2.480	2.480	2.480
**D	UBS FUND MANAGEMENT (LUXEMBOURG) SA	1.471	1.471	1.471
**D	UBS FUND MANAGEMENT (LUXEMBOURG) SA	137.920	137.920	137.920
**D	UBS FUND MANAGEMENT (LUXEMBOURG) SA	100	100	100
**D	UBS FUND MANAGEMENT (LUXEMBOURG) SA	73	73	73
**D	UBS FUND MANAGEMENT (LUXEMBOURG) SA	387	387	387
**D	UBS FUND MANAGEMENT (LUXEMBOURG) SA	536	536	536
**D	UBS FUND MANAGEMENT (LUXEMBOURG) SA	116	116	116
**D	UBS FUND MANAGEMENT (LUXEMBOURG) SA	148	148	148
**D	UBS FUND MANAGEMENT (LUXEMBOURG) SA	258.452	258.452	258.452
**D	UBS FUND MGT (CH) AG CH0467/UBSCHIF2-EQ GLOB	3.628	3.628	3.628
**D	VICTORIAN SUPERANNUATION FUND	279.284	279.284	279.284
**D	361 GLOBAL LONG/SHORT EQUITY FUNDAT	37.758	37.758	37.758
**D	A AND Q METRIC SPC- BLACK DIAMOND ARBITRAGE SP	57.939	57.939	57.939
**D	AEGON CUSTODY B.V	85.691	85.691	85.691
**D	AEGON CUSTODY B.V	13.616	13.616	13.616
**D	AHL ALPHA MASTER LIMITED C/O CITCO TRUSTEES (CAYMAN) LIMITED	7.794	7.794	7.794
**D	AHL DIRECTIONAL EQUITIES MASTER LIMITED	4.538	4.538	4.538

Azionisti:

1.154

Teste:

1

Azionisti in proprio:

0

Azionisti in delega:

1.154

LISTA ESITO DELLE VOTAZIONE
 Oggetto: Nomina del Presidente del Consiglio di Amministrazione

CONTRARI

Badge	Ragione Sociale	Proprio	Delega	Totale
**D	AHL EVOLUTION LTD SHARMAINE BERKELEY ARGONAUT LTD	168.961	7.781	176.742
**D	ANALYTIC GLOBAL LONG/SHORT EQUITY FUND II LP	30.369	65.708	96.077
**D	ATLAS QUANTITATIVE TRADING FUND LTD	21.604	8.888	30.492
**D	BERESFORD FUNDS PLC	11.065	4.821	15.886
**D	BLACK DIAMOND ARBITRAGE OFFSHORE LTD UBS (CAYMAN ISLANDS) LTD	4.821	2.371	7.192
**D	BLACK DIAMOND OFFSHORE LTD	4.997	19.071	24.068
**D	BLACK DIAMOND RELATIVE VALUE	288	7.277	7.565
**D	BLACK DIAMOND RELATIVE VALUE CAYMAN LP	2.774	2.431	5.205
**D	BLACK DIAMOND RELATIVE VALUE OFFSHORE LTD.	879.091	44.646	923.737
**D	CBOSC ATF CW BK GRP SUP WSS08	10.827	115.457	126.284
**D	CF SIL - COLONIAL FIRST STATE GLOBAL ASSET MANAGEMENT MULTI SECTOR TRUST 1	53.815	40.119	93.934
**D	CF SIL RE COLONIAL FIRST STATE INVESTMENT FUND 10	285	9.208	294.213
**D	CITITRUST LIMITED AS TRUSTEE OF BLACKROCK PREMIER FUNDS-BLACKROCK WORLD EQUITY INDEX FUND	2.774	4.659	7.433
**D	COLONIAL FIRST STATE INVESTMENTS LIMITED.	2.431	4.042	6.473
**D	COLONIAL FIRST STATE INVESTMENTS LIMITED.	879.091	205.892	1.084.983
**D	COLONIAL FIRST STATE INVESTMENTS LIMITED.	44.646	14.382	59.028
**D	COLONIAL FIRST STATE INVESTMENTS LIMITED.	10.827	6.491	17.318
**D	COLONIAL FIRST STATE INVESTMENTS LIMITED.	115.457	5.790	121.247
**D	DOUBLE BLACK DIAMOND OFFSHORE LTD.	53.815	47.755	101.570
**D	DOUBLE BLACK DIAMOND OFFSHORE LTD. UBS (CAYMAN ISLANDS) LTD.	40.119	153	193.118
**D	GOTHAM CAPITAL V LLC	285	25.915	311.015
**D	HSTPLUS POOLED SUPERANNUATION TRUST	4.659	6.344	11.003
**D	INTERNATIONAL EQUITIES FUND	4.042	60.878	64.920
**D	IRISH LIFE ASSURANCE.	205.892	1.911	207.803
**D	IRISH LIFE ASSURANCE.	14.382	709.456	723.838
**D	IRISH LIFE ASSURANCE PLC	6.491	5.101	11.592
**D	IRISH LIFE ASSURANCE.	5.790	426.671	432.461
**D	IRISH LIFE ASSURANCE.	47.755	4.621	52.376
**D	JANUS HENDERSON CAPITAL FUNDS PLC.	153	2.510	155.513
**D	JOHN HANCOCK FUNDS II INTERNATIONAL STRATEGIC EQUITY ALLOCATION FUND	25.915	22.312	48.227
**D	JOHN HANCOCK VARIABLE INSURANCE TRUST INTERNATIONAL EQUITY INDEX TRUST	6.344	83.764	90.108
**D	MACQUARIE LIQUID GLOBAL MASTER FUND LTD	60.878	16.503	77.381
**D	MACQUARIE BANKA	1.911	16.503	18.414
**D	MACQUARIE INVESTMENT MANAGEMENT LIMITED	709.456	4.621	714.077
**D	MACQUARIE MULTI FACTOR FUND	5.101	2.510	7.611
**D	MACQUARIE TRUE INDEX GLOBAL INFRASTRUCTURES FUND	4.621	22.312	26.933
**D	MACQUARIE TRUE INDEX GLOBAL INFRASTRUCTURES FUND	4.621	83.764	88.385
**D	MEDICAL ASSURANCE SOCIETY NEW ZEALAND LIMITED	22.312	16.503	38.815
**D	NATIONAL COUNCIL FOR SOCIAL SECURITY FUND.	83.764	16.503	100.267
**D	NEWBURG NOMINEES LIMITED INVESTORS WHOLESAL E GLOBAL EQUITY (INDEX) TRUST	22.312	83.764	106.076
**D	NEWBURG NOMINEES LIMITED INVESTORS WHOLESAL E GLOBAL EQUITY (INDEX) TRUST	83.764	16.503	100.267
**D	PINEBRIDGE FUND SERIES PINEBRIDGE EUROPE EQUITY FUND	16.503	16.503	33.006
**D	SDA INTL EQUITY INDEX FD-WORLD	16.503	16.503	33.006



[Handwritten signatures and stamps]

Azionisti in proprio: 1.154
 Azionisti in delega: 0

Teste: 1
 1.154

LISTA ESITO DELLE VOTAZIONI

Oggetto: Nomina del Presidente del Consiglio di Amministrazione

CONTRARI

Badge	Ragione Sociale	Proprrio	Delega	Totale
**D	SOCIALLY RESPONSIBLE DEVELOPED MARKETS FUNDAMENTAL INDEX CTF		562	562
**D	STICHTING ALGEMEEN PENSIOENFONDS		16.898	16.898
**D	STICHTING PENSIOENFONDS METRAAL		360.655	360.655
**D	STICHTING PGM DEPOSITARY		437.869	437.869
**D	THE NOMURA TRUST AND BANKING CO LTD		14.220	14.220
**D	THE NOMURA TRUST AND BANKING CO LTD		1.348	1.348
**D	THREE BRIDGES EUROPE MASTER FUND LTD.		2.521	2.521
**D	TUDOR SYSTEMATIC TACTICAL TRADING LTD - SERGEY C/O TUDOR INVESTMENT CORPORATION		3.379	3.379
**D	VICTORY MARKET NEUTRAL INCOME FUND		5.736	5.736
**D	VICTORYSHARES DEVELOPED ENHANCED VOLATILITY WTD INDEX ETF		12.158	12.158
**D	VICTORYSHARES INTERNATIONAL HIGHDIV VOLATILITY WTD INDEX ETF		17.215	17.215
**D	VICTORYSHARES INTERNATIONAL VOLATILITY WTD INDEX ETF		3.867	3.867
**D	ZURICH LIFE ASSURANCE PLC		82.583	82.583
**D	CBOSC-CBGS-WGSS07		3.565	3.565
**D	AEGON CUSTODY B.V.		70.452	70.452
**D	BEAUMONT HEALTH MASTER RETIREMENT TRUST		2.643	2.643
**D	KAISER PERMANENTE GROUP TRUST		1.178.994	1.178.994
**D	ARKWRIGHT, LLC	702		
**D	KAISER FOUNDATION HOSPITALS	890.308		890.308
**D	BRUNEI INVESTMENT AGENCY	17.739		17.739
**D	BARINGS ACTIVE PASSIVE EQUITY DIRECT EAFE LLC	152		152
**D	INTERNATIONAL MONETARY FUND	11.636		11.636
**D	INTERNATIONAL MONETARY FUND	11.451		11.451
**D	LAUDUS INTERNATIONAL MARKETMASTERS FUND	3.210		3.210
**D	SCHWAB INTERNATIONAL EQUITY ETF	551.880		551.880
**D	SCHWAB FUNDAMENTAL INTERNATIONAL LARGE COMPANY INDEX ETF	133.757		133.757
**D	DUPONT PENSION TRUST	76.810		76.810
**D	JOHN HANCOCK VAR INS TRUST STRATEGIC EQUITY ALLOCATION TRUST	101.748		101.748
**D	JOHN HANCOCK FUNDS II STRATEGIC EQUITY ALLOCATION FUND	46.751		46.751
**D	LAZARD GLOBAL LISTED INFRASTRUCTURE PORTFOLIO	20.216.429		20.216.429
**D	LAZARD REAL ASSETS AND PRICING OPPORTUNITIES PORTFOLIO	6.689		6.689
**D	LAZARD EQUITY FRANCHISE PORTFOLIO	17.742		17.742
**D	LAZARD ESC GLOBAL LISTED INFRASTRUCTURE PORTFOLIO	26.924		26.924
**D	ALLIANZ GLOBAL INVESTORS GMBH FOR DBI-FONDS SFT 4	6.940		6.940
**D	COHEN + STEERS INFRASTRUCTURE FUND, INC.	844.646		844.646
**D	MANNING AND NAPIER	885		885
**D	GOLDMAN SACHS TRUST - GOLDMAN SACHS GLOBAL INFRASTRUCTURE FUND	92.896		92.896
**D	ALLIANCEBERNSTEIN GLOBAL RISK ALLOCATION FUND INC	613		613
**D	ALLIANCEBERNSTEIN VAR PROD SER F INC.ALLIANCEB DYN ASSET ALL PTF	176		176
**D	JOHN HANCOCK LIFE AND HEALTH INSURANCE COMPANY	26.295		26.295
**D	THE MASTER TRUST BK OF JP LTD: HITACHI FOREIGN EQ INDEX MF	10.334		10.334
**D	SPDR MSCI WORLD QUALITY MIX FUND	314		314
**D	RUSSELL TRUST CO COMMINGLED EMPLOYEE BENEFIT FUNDS TRUST	507.606		507.606

Azionisti:


1.154 Teste:

Azionisti in proprio: 0 Azionisti in delega: 1.154

LISTA ESITO DELLE VOTAZIONE
 Oggetto: Nomina del Presidente del Consiglio di Amministrazione

CONTRARI

Badge	Ragione Sociale	Proprio	Delega	Totale
**D	IBM RETIREMENT PLAN		3.150	3.150
**D	AMERICAN BUREAU OF SHIPPING	468	468	468
**D	JP TR SERV BK LTD AIF MATB MSCI KOKUSAI INDEX MOTHER F	2.714	2.714	2.714
**D	ANIMA FUNDS PLC	283.027	283.027	283.027
**D	STATE OF ALASKA RETIREMENT AND BENEFITS PLANS	111.100	111.100	111.100
**D	STATE OF ALASKA RETIREMENT AND BENEFITS PLANS	264.604	264.604	264.604
**D	UNITED TECHNOLOGIES CORPORATION EMPLOYEE SAVINGS PLAN	38.691	38.691	38.691
**D	BEAR CREEK INC.	400	400	400
**D	THE WALT DISNEY COMPANY RETIREMENT PLAN MASTER TRUST	7.842	7.842	7.842
**D	BROOKFIELD REAL ASSETS HYBRID MASTER FUND L.P	17.100	17.100	17.100
**D	MET INVESTOR SERIES TRUST-ALLIANC GLOBAL DYNAMIC ALL PTF	41.894	41.894	41.894
**D	PACE ALTERNATIVE STRATEGIES INVESTMENTS	6.472	6.472	6.472
**D	UBS (US) GROUP TRUST	23.474	23.474	23.474
**D	UAW RETIREE MEDICAL BENEFITS TRUST	79.214	79.214	79.214
**D	CENTRAL PROVIDENT FUND BOARD	2.868	2.868	2.868
**D	CITY UNIVERSITY OF NEW YORK	583	583	583
**D	DESJARDINS GLOBAL INFRASTRUCTURE FUND	321.855	321.855	321.855
**D	CALVERT VP EAFE INTERNATIONAL INDEX PORTFOLIO	4.209	4.209	4.209
**D	CALVERT RESP INX SRS, INC.-CLVRT DVD MKRKS EX-U.S. RSP INX FD	5.745	5.745	5.745
**D	CAISSE DE DEPOT ET PLACEMENT DU QUEBEC	306.998	306.998	306.998
**D	THE REGENTS OF THE UNIVERSITY OF CALIFORNIA	357.632	357.632	357.632
**D	FEG SELECT, LLC	696	696	696
**D	PARAMETRIC INTERNATIONAL EQUITY FUND	22.750	22.750	22.750
**D	FUNDO DE SEGURANCA SOC GOV. DA REGIAO ADM. ESPECIAL DE MACAU	12.697	12.697	12.697
**D	FRANKLIN TEMPLETON ETF TRUST - FRANKLIN FTSE EUROPE ETF	4.448	4.448	4.448
**D	FRANKLIN TEMPLETON ETF TRUST - FRANKLIN FTSE ITALY ETF	15.480	15.480	15.480
**D	FRANKLIN FTSE EUROPE EX U.K. INDEX ETF	9.751	9.751	9.751
**D	FRANKLIN TEMPLETON ETF TRUST - FRANKLIN FTSE EUROPE HEDGED ETF	264	264	264
**D	TAX - MANAGED INTERNATIONAL EQUITY PORTFOLIO	4.194	4.194	4.194
**D	PARTNERS GROUP PRIVATE EQUITY DC COLLECTIVE INVESTMENT TR	12.024	12.024	12.024
**D	RUSSELL INVESTMENT COMPANY RUSSELL TAX-MANAGED INTL EQ FUND	16.850	16.850	16.850
**D	RUSSELL INVESTMENT COMPANY RUSSELL GLOBAL INFRASTRUCTURE FUND	810.841	810.841	810.841
**D	RUSSELL INVESTMENT COMPANY RUSSELL MULTI-STRATEGY INCOME FUND	14.633	14.633	14.633
**D	RUSSELL INVESTMENT COMPANY MULTIFACTOR INTERNATIONAL EQUITY F	53.897	53.897	53.897
**D	RUSSELL INVESTMENT COMPANY PLANS MASTER TRUST	211.604	211.604	211.604
**D	RUSSELL INVESTMENT COMPANY MULTI-ASSET GROWTH STRATEGY FUND	93.168	93.168	93.168
**D	BROOKFIELD GLOBAL REAL ASSET FUND	14.700	14.700	14.700
**D	TRANSAMERICA INTERNATIONAL EQUITY INDEX VP	962	962	962
**D	LAZARD GLOBAL INFRASTRUCTURE FUND	662.996	662.996	662.996
**D	FIRST CHURCH OF CHRIST, SCIENTIST	347	347	347
**D	TANGERINE DIVIDEND PORTFOLIO	6.436	6.436	6.436
**D	TANGERINE BALANCED INCOME PORTFOLIO	1.107	1.107	1.107
**D	TANGERINE BALANCED PORTFOLIO	7.475	7.475	7.475



LISTA ESITO DELLE VOTAZIONE

Oggetto: Nomina del Presidente del Consiglio di Amministrazione

CONTRARI

Badge	Ragione Sociale	Proprio	Delega	Totale
**D	TANGERINE BALANCED GROWTH PORTFOLIO	6.454	6.454	6.454
**D	TANGERINE EQUITY GROWTH PORTFOLIO	7.930	7.930	7.930
**D	LAZARD GLOBAL LISTED INFRASTRUCTURE (CANADA) FUND	1.637.187	1.637.187	1.637.187
**D	LAZARD GLOBAL EQUITY FRANCHISE (CANADA) FUND	217.471	217.471	217.471
**D	MM MSCI EAFE INTERNATIONAL INDEX FUND	7.890	7.890	7.890
**D	JANUS CAPITAL MANAGEMENT LLC	3	3	3
**D	JNL/MELLON CAPITAL MSCI WORLD INDEX FUND	4.241	4.241	4.241
**D	INTECH GLOBAL ALL COUNTRY ENHANCED INDEX FUND LLC	467	467	467
**D	SUNAMERICA EQUITY FUNDS SUNAMERICA INTERNATIONAL DIV ST FUND	59.726	59.726	59.726
**D	SUNAMERICA SPECIALTY SERIES AIG INCOME EXPLORER FUND	8.799	8.799	8.799
**D	SEASONS SERIES TRUST SA MULTI-MANAGED INT EQUITY PTF	5.090	5.090	5.090
**D	SUNAMERICA SERIES TRUST - SA INTERNATIONAL INDEX PORTFOLIO	14.400	14.400	14.400
**D	OPENWORLD PUBLIC LIMITED COMPANY	638.571	638.571	638.571
**D	STATE STREET GLOBAL EQUITY EX-US INDEX PORTFOLIO	51.853	51.853	51.853
**D	STATE STREET INTERNATIONAL DEVELOPED EQUITY INDEX PORTFOLIO	111.340	111.340	111.340
**D	DEUTSCHE EAFE EQUITY INDEX FUND	1.598	1.598	1.598
**D	INVESCO GLOBAL INFRASTRUCTURE FUND	19.698	19.698	19.698
**D	KP INTERNATIONAL EQUITY FUND	11.313	11.313	11.313
**D	CAYMAN ISLANDS CHAMBER OF COMMERCE PENSION FUND	4.098	4.098	4.098
**D	RHUMBLINE INTERNATIONAL POOLED INDEX TRUST	6.840	6.840	6.840
**D	LVIP SSGA INTERNATIONAL INDEX FUND	91.532	91.532	91.532
**D	SPDR MSCI ACWI IMI ETF	1.699	1.699	1.699
**D	SPDR MSCI EAFE Fossil Fuel Reserves Free ETF	2.842	2.842	2.842
**D	SPDR MSCI WORLD STRATEGICFACTORS ETF	94	94	94
**D	SPDR MSCI ACWI LOW CARBON TARGET ETF	1.948	1.948	1.948
**D	LAZARD GLOBAL INVESTMENT FUNDS PUBLIC LIMITED COMPANY	4.823	4.823	4.823
**D	ALLIANCEBERNSTEIN INTERNATIONAL ALL-COUNTRY PASSIVE SERIES	2.309	2.309	2.309
**D	MARYLAND STATE RETIREMENT & PENSION SYSTEM	11.153	11.153	11.153
**D	RUSSELL INV MULTI-ASSET FACTOR EXPOSURE FUND	19.839	19.839	19.839
**D	THE PRUDENTIAL INSURANCE COMPANY OF AMERICA	40.957	40.957	40.957
**D	MDPIM INTERNATIONAL EQUITY INDEX POOL	3.799	3.799	3.799
**D	MERCER QIF CCF	53.442	53.442	53.442
**D	MGI FUNDS PLC	368.114	368.114	368.114
**D	BRIGHTHOUSE FUNDS TRUST I - PANAGORA GLOBAL DIV RISK PORTFOLIO	929	929	929
**D	NUVEEN REAL ASSET INCOME FUND	127.969	127.969	127.969
**D	NUVEEN REAL ASSET INCOME AND GROWTH FUND	50.256	50.256	50.256
**D	RUSSELL INVESTMENT COMPANY PLC	9.049	9.049	9.049
**D	HARTFORD LIFE INSURANCE COMPANY	3.651	3.651	3.651
**D	NORTHROP GRUMMAN CORPORATION VERA MASTER TRUST I	604	604	604
**D	TEXAS MUNICIPAL RETIREMENT SYSTEM	60.216	60.216	60.216
**D	NBI CANADIAN FAMILY BUSINESS ETF	19.825	19.825	19.825
**D	STATE OF NEW JERSEY COMMON PENSION FUND D	305.527	305.527	305.527
**D	CITY OF NEW YORK GROUP TRUST	183.477	183.477	183.477

Azionisti: 1.154

Azionisti in proprio: 0

Azionisti in delega: 1.154

LISTA ESITO DELLE VOTAZIONE
 Oggetto: Nomina del Presidente del Consiglio di Amministrazione

CONTRARI

Badge	Ragione Sociale	Proprio	Delega	Totale
**D	PIMCO EQUITY SERIES: PIMCO RAFI DYNAMIC MULTI-FACTOR INT EQ ETF		755	755
**D	FIDELITY COVINGTON TRUST - FIDELITY TARGETED INT FACTOR ETF		1.320	1.320
**D	FIDELITY COVINGTON TRUST - FIDELITY INTERNATIONAL HIGH DIVD ETF		6.535	6.535
**D	FIDELITY INTERNATIONAL HIGH DIVIDEND INDEX ETF		11.438	11.438
**D	FIDELITY INTERNATIONAL LOW VOLATILITY INDEX ETF		807	807
**D	PIMCO FUNDS GLOBAL INVESTORS SERIES PLC		239	239
**D	PIMCO RAE FUNDAMENTAL INTERNATIONAL FUND LLC		6.674	6.674
**D	PRINCIPAL EXCHANGE-TRADED FDS-PRINC INT MULTI-FACTOR INDEX ETF		937	937
**D	PRINCIPAL DIVERSIFIED REAL ASSET CIT		252.032	252.032
**D	PFM MULTI-MANAGER SERIES TRUST - PFM MULTI-MANAGER INT EQ FD		3.697	3.697
**D	INTEL CORPORATION RETIREE MEDICAL PLAN TRUST		8.065	8.065
**D	ALASKA COMMON TRUST FUND		16.336	16.336
**D	RUSSELL INVESTMENTS GLOBAL INFRASTRUCTURE POOL		1.636.707	1.636.707
**D	RUSSELL INVESTMENTS OVERSEAS EQUITY POOL		2.763	2.763
**D	RUSSELL INVESTMENTS MULTI-FACTOR INTERNATIONAL EQUITY POOL		4.036	4.036
**D	RUSSELL INSTITUTIONAL FUNDS, LLC-RUSSELL INTL EQUITY FUND		2.209	2.209
**D	RUSSELL INSTL FUNDS, LLC-RUSSELL GLOB LISTED INFRA FUND		280.278	280.278
**D	RUSSELL INVESTMENTS OVERSEAS EQUITY FUND		1.695	1.695
**D	GOV OF HM THE SULTAN AND YANG DI-PERTUAN OF BRUNEI DARUSSALAM		19.724	19.724
**D	BANK OF KOREA		47	47
**D	BANK OF KOREA		462	462
**D	SCOTIA PRIVATE GLOBAL INFRASTRUCTURE POOL		339.701	339.701
**D	SSGA MSCI ACWI EX-USA INDEX NON-LENDING DAILY TRUST		12.613	12.613
**D	STATE STREET IRELAND UNIT TRUST		62.745	62.745
**D	THE WORKERS' COMPENSATION BOARD		1.011.739	1.011.739
**D	SSGA SPDR ETS EUROPE I PUBLIC LIMITED COMPANY		64.769	64.769
**D	SSGA SPDR ETS EUROPE II PUBLIC LIMITED COMPANY		83.223	83.223
**D	ROMAN CATHOLIC BISHOP OF SPRINGFIELD A CORPORATION SOLE		258	258
**D	DELTA SHARES S+P INTERNATIONAL MANAGED RISK ETF		6.289	6.289
**D	TEACHER RETIREMENT SYSTEM OF TEXAS		360.811	360.811
**D	CALIFORNIA STATE TEACHERS RETIREMENT SYSTEM		593.313	593.313
**D	UNQUALIFIED, LLC		60.260	60.260
**D	FENNERIDGE GLOBAL FUNDS		45.316	45.316
**D	VANGUARD FTSE DEVELOPED EUROPE ALL CAP INDEX ETF		17.425	17.425
**D	VANGUARD FTSE DEVELOPED ALL CAP EX NORTH AMERICA INDEX ETF		2.144	2.144
**D	VANGUARD FTSE DEVELOPED ALL-CAP EX NORTH AMERICA EQT IND POOLED FUND		8.876	8.876
**D	VANGUARD GLOBAL MINIMUM VOLATILITY ETF		19.704	19.704
**D	VANGUARD FTSE DEVEL EX NTH AMER HIGH DIVIDEND YIELD INDEX ETF		1.583	1.583
**D	ALLIANZ GLOBAL INVESTORS GMBH FOR ALLIANZGI-FONDS VDB		1.128	1.128
**D	VANGUARD INVESTMENTS II COMMON CONTRACTUAL FUND		545	545
**D	VANGUARD INVESTMENTS COMMON CONTRACTUAL FUND		9.120	9.120
**D			17.122	17.122
**D			62.997	62.997



LISTA ESITO DELLE VOTAZIONI
 Oggetto: Nomina del Presidente del Consiglio di Amministrazione

CONTRARI

Badge	Ragione Sociale	Proprio	Delega	Totale
**D	VANGUARD FTSE DEVELOPED EUROPE INDEX ETF	1.698	1.698	1.698
**D	WELLS FARGO BK DECL OF TR EST INV FUNDS FOR EMPLOYEE BEN TR	81.177	81.177	81.177
**D	WELLS FARGO MASTER TRUST-WELLS FRGO FACTR ENHANCED INT PRFTFLIO	30.935	30.935	30.935
**D	WILMINGTON TRUST, NATIONAL ASSOCIATION	4.010	4.010	4.010
**D	DIVERSIFIED MARKETS (2010) POOLED FUND TRUST	8.137	8.137	8.137
**D	WASHINGTON STATE INVESTMENT BOARD	168.288	168.288	168.288
**D	WASHINGTON STATE INVESTMENT BOARD	3.295	3.295	3.295
**D	NEW YORK STATE TEACHERS RETIREMENT SYSTEM	185.117	185.117	185.117
**D	BMO GLOBAL INFRASTRUCTURE FUND	125.680	125.680	125.680
**D	PRUDENTIAL RETIREMENT INSURANCE & ANNUITY COMPANY	11.995	11.995	11.995
**D	MANULIFE ASSET MANAGEMENT INTERNATIONAL EQUITY INDEX POOLED F	19.724	19.724	19.724
**D	SS BK AND TRUST COMPANY INV FUNDS FOR TAXEXEMPT RETIREMENT PL	2.351.018	2.351.018	2.351.018
**D	SSGA RUSSELL FD GL EX-US INDEX NONLENDING QP COMMON TRUST FUND	6.837	6.837	6.837
**D	SSGA FTSE RAFI DEVELOPED 1000 INDEX NON-LENDING COMMON TR F	6.078	6.078	6.078
**D	SS FTSE DEV COMPREHENSIVE FACTOR IND NON-LENDING COMMON TRU FD	7.418	7.418	7.418
**D	STATE STREET SP GLO INFRA INDEX NON-LENDING COMMON TRUST FUND	594.336	594.336	594.336
**D	STATE STREET RAFI DEVELOP EX-US INDEX NON-LENDING COMMON TR F	1.293	1.293	1.293
**D	MSCI EAFE PROV SCREENED INDEX NON - LENDING COMMON TR FUND	8.854	8.854	8.854
**D	VANGUARD TOTAL WORLD STOCK INDEX FUND	176.970	176.970	176.970
**D	VANGUARD DEVELOPED MARKETS INDEX FUND	3.208.985	3.208.985	3.208.985
**D	STATE STREET GLOBAL ADVISORS LUXEMBOURG SICAV	197.173	197.173	197.173
**D	UBS ETF	775.030	775.030	775.030
**D	ISHARES MSCI ACWI ETF	153.276	153.276	153.276
**D	ISHARES MSCI ACWI EX US ETF	91.476	91.476	91.476
**D	ISHARES EUROPE ETF	112.814	112.814	112.814
**D	ISHARES MSCI EAFE ETF	2.225.444	2.225.444	2.225.444
**D	ISHARES MSCI EAFE VALUE ETF	430.636	430.636	430.636
**D	ISHARES GLOBAL INDUSTRIALS ETF	25.532	25.532	25.532
**D	ISHARES MSCI EUROZONE ETF	766.500	766.500	766.500
**D	ISHARES MSCI ITALY ETF	699.436	699.436	699.436
**D	ISHARES MSCI KOKUSAI ETF	1.848	1.848	1.848
**D	ISHARES GLOBAL INFRASTRUCTURE ETF	4.884.650	4.884.650	4.884.650
**D	ISHARES MSCI DEVELOPED WORLD INDEX FUND	2.012	2.012	2.012
**D	ISHARES CORE MSCI EAFE ETF	1.846.097	1.846.097	1.846.097
**D	ISHARES CORE MSCI TOTAL INTERNATIONAL STOCK ETF	290.053	290.053	290.053
**D	ISHARES CORE MSCI INTERNATIONAL DEVELOPED MARKETS ETF	41.816	41.816	41.816
**D	ISHARES MSCI WORLD ETF	9.384	9.384	9.384
**D	ISHARES CORE MSCI EAFE IMI INDEX ETF	59.499	59.499	59.499
**D	ISHARES MSCI EUROPE IMI INDEX ETF	11.024	11.024	11.024
**D	ISHARES MSCI ACWI LOW CARBON TARGET ETF	11.534	11.534	11.534
**D	ISHARES CORE MSCI EUROPE ETF	166.484	166.484	166.484
**D	ISHARES EDGE MSCI INTL SIZE FACTOR ETF	235	235	235
**D	ISHARES INTERNATIONAL FUNDAMENTAL INDEX ETF	4.721	4.721	4.721

Azionisti: 1.154 Teste: 1
 Azionisti in proprio: 0 Azionisti in delega: 1.154

LISTA ESITO DELLE VOTAZIONI

Oggetto: Nomina del Presidente del Consiglio di Amministrazione

CONTRARI

Badge	Ragione Sociale	Proprio	Delega	Totale
**D	BLACKROCK CDN MSCI EAFE EQUITY INDEX FUND	205.808	205.808	205.808
**D	BLACKROCK CDN WORLD INDEX FUND	15.394	15.394	15.394
**D	BLACKROCK CDN MSCI EAFE INDEX PLUS FUND	3.685	3.685	3.685
**D	BLACKROCK CDN GLOBAL INFRASTRUCTURE EQUITY INDEX FUND	596.358	596.358	596.358
**D	ISHARES MSCI EAFE INTERNATIONAL INDEX FUND	283.590	283.590	283.590
**D	ACWI EX-US INDEX MASTER PORTFOLIO OF MASTER INVESTMENT PTF	19.204	19.204	19.204
**D	PROXY TEAM PARAMETRIC PORTFOLIO ASSOCIATES	2.397	2.397	2.397
**D	TEACHERS' RETIREMENT SYSTEM OF THE STATE OF ILLINOIS	73.415	73.415	73.415
**D	IBM 401K PLUS PLAN	88.706	88.706	88.706
**D	RUSSELL INVESTMENT COMPANY - RUSSELL INTERN DEVELOPED MKT F	52.453	52.453	52.453
**D	VALIC COMPANY I - INTERNATIONAL EQUITIES FUND	35.133	35.133	35.133
**D	BRIGHTHOUSE FUNDS TRUST II - METLIFE MSCI EAFE INDEX PTF	36.067	36.067	36.067
**D	STATE OF MINNESOTA	269.976	269.976	269.976
**D	RUSSELL INVESTMENT FUNDS INTERNATIONAL DEVELOPED MARKETS FUND	3.171	3.171	3.171
**D	SPDR MSCI ACWI EX-US ETF	77.364	77.364	77.364
**D	SPDR S&P GLOBAL INFRASTRUCTURE ETF	542.184	542.184	542.184
**D	SPDR S&P WORLD (EX-US) ETF	101.037	101.037	101.037
**D	ONTARIO TEACHERS PENSION PLAN BOARD	48.943	48.943	48.943
**D	COMMON TRUST ITALY FUND	428.523	428.523	428.523
**D	ISHARES PUBLIC LIMITED COMPANY	243.106	243.106	243.106
**D	ISHARES II PUBLIC LIMITED COMPANY	624.532	624.532	624.532
**D	ISHARES V PUBLIC LIMITED COMPANY	27.227	27.227	27.227
**D	ISHARES III PUBLIC LIMITED COMPANY	286.372	286.372	286.372
**D	ISHARES VI PUBLIC LIMITED COMPANY	30.862	30.862	30.862
**D	ISHARES IV PUBLIC LIMITED COMPANY	99.551	99.551	99.551
**D	ISHARES VII PLC	426.992	426.992	426.992
**D	BLACKROCK AM DE FOR ISHARES EURO STOXX UCITS ETF (DE)	150.398	150.398	150.398
**D	BLACKROCK AM DE FOR ISHS STOXX EUROPE LARGE 200 UCITS ETF (DE)	7.401	7.401	7.401
**D	ISHARES I INV MIT TGV F ISHS ST EUR600 IND.GOODS+SER.UCITS ETF	83.995	83.995	83.995
**D	BLACKROCK AM DE FOR ISHARES STOXX EUROPE 600 UCITS ETF (DE)	319.415	319.415	319.415
**D	BLACKROCK AM SCHWEIZ AG OBO BIFS WORLD EX SWITZ EQ INDEX FUND	12.133	12.133	12.133
**D	PACE INTERNATIONAL EQUITY INVESTMENTS	100.900	100.900	100.900
**D	MAINSTAY MACKAY INTERNATIONAL OPPORTUNITIES FUND	18.943	18.943	18.943
**D	MANAGED PENSION FUNDS LIMITED	317.920	317.920	317.920
**D	FAMILY INVESTMENTS CHILD TRUST FUND	15.919	15.919	15.919
**D	FINNEY INVESTMENTS GLOBAL ICVC FAMILY BALANCED INT FUND	11.226	11.226	11.226
**D	IBERCA AS TRUSTEE FOR SSGA EUROPE EX UK EQUITY TRACKER FUND	462.228	462.228	462.228
**D	WEST TRU+DEP SERV LTD ATO ST. JAMES'S PL GL EQ UN TR	160.708	160.708	160.708
**D	STICHTING PENSIOENFONDS CHEMOURS NEDERLAND	3.506	3.506	3.506
**D	THE TRUSTEES OF GOLDMAN SACHS UK RETIREMENT PLAN	1.715	1.715	1.715
**D	STICHTING PHILIPS PENSIOENFONDS	67.874	67.874	67.874
**D	BARMAIN MUNTALAKAT HOLDING COMPANY	27.776	27.776	27.776
**D	VANGUARD INV FDS ICVC-VANG FTSE DEV WOR LD EX - UK EQT IND FD	93.642	93.642	93.642



Pagina 21

Azionisti: 1.154 Teste: 1
 Azionisti in proprio: 0 Azionisti in delega: 1.154



Assemblea Ordinaria del 18 aprile 2019

LISTA ESITO DELLE VOTAZIONE

Oggetto: Nomina del Presidente del Consiglio di Amministrazione

CONTRARI

Badge	Ragione Sociale	Proprio	Delega	Totale
**D	VANGUARD INV F ICVC-VANGUARD FTSE DEV EUROPE EX-UK EQ INDEX F	184.206	184.206	184.206
**D	VANGUARD INV FUNDS ICVC-VANGUARD FTSE GLOB ALL CAP IND FUND	1.935	1.935	1.935
**D	PUBLIC AUTHORITY FOR SOCIAL INSURANCE	4.699	4.699	4.699
**D	STATE STREET INTERNATIONAL EQUITIES INDEX TRUST	9.618	9.618	9.618
**D	SPDR S+P WORLD EX AUSTRALIA FUND	2.439	2.439	2.439
**D	ARGO GLOBAL LISTED INFRASTRUCTURE LIMITED	108.617	108.617	108.617
**D	RUSSELL INVESTMENTS LOW CARBON GLOBAL SHARES FUND	2.846	2.846	2.846
**D	CHRISTIAN SUPER	1.945	1.945	1.945
**D	EMERGENCY SERVICES SUPERANNUATION SCHEME	2.461	2.461	2.461
**D	FIRST STATE SUPERANNUATION SCHEME	79.269	79.269	79.269
**D	RUSSELL INVESTMENTS GLOBAL LISTED INFRASTRUCTRE FUND - HEDGED	294.777	294.777	294.777
**D	VANECK VECTORS FTSE GLOBAL INFRASTRUCTURE (HEDGED) ETF	143.263	143.263	143.263
**D	PINNACLE BNY MELLON GLOBAL INFRASTRUCTURE YIELD FUND	17.868	17.868	17.868
**D	LAZARD GLOBAL LISTED INFRASTRUCTURE FUND	3.411.225	3.411.225	3.411.225
**D	LAZARD GLOBAL EQUITY FRANCHISE FUND	142.368	142.368	142.368
**D	QSUPER	8.389	8.389	8.389
**D	SUNSUPER SUPERANNUATION FUND	41.215	41.215	41.215
**D	UBS IQ MSCI WORLD EX AUSTRALIA ETHICAL ETF	418	418	418
**D	UBS IQ MSCI EUROPE ETHICAL ETF	618	618	618
**D	CANADA PENSION PLAN INVESTMENT BOARD	513.034	513.034	513.034
**D	FLOURISH INVESTMENT CORPORATION	166.690	166.690	166.690
**D	FLOURISH INVESTMENT CORPORATION	47.139	47.139	47.139
**D	PEOPLE'S BANK OF CHINA	134.266	134.266	134.266
**D	PEOPLE'S BANK OF CHINA	233.838	233.838	233.838
**D	BEST INVESTMENT CORPORATION	328.587	328.587	328.587
**D	PEOPLE'S BANK OF CHINA	95.308	95.308	95.308
**D	DE SHAW OCULUS INTERNATIONAL INC	145.969	145.969	145.969
**D	TWO SIGMA SPECTRUM PORTFOLIO, LCC	524	524	524
**D	AMERGEN CLINTON NUCLEAR POWER PLANT NONQUALIFIED FUND	2.299	2.299	2.299
**D	ALW 2010 FAMILY TRUST	10.421	10.421	10.421
**D	CYSTIC FIBROSIS FOUNDATION	106.854	106.854	106.854
**D	THE CHARLOTTE MECKLENBURG HOS AUTH D/B/A CAROLINAS HEALTH SYST	308.563	308.563	308.563
**D	CHURCH OF ENGLAND INVESTMENT FUND FOR PENSIONS	9.659	9.659	9.659
**D	ACORN 1998 TRUST	509	509	509
**D	EXELON PEACH BOTTOM UNIT 1 QUALIFIED FUND	322	322	322
**D	EXELON FITZPATRICK QUALIFIED FUND	353	353	353
**D	JTW TRUST NO. 3 UAD 9/19/02	1.581	1.581	1.581
**D	JTW TRUST NO. 1 UAD 9/19/02	2.315	2.315	2.315
**D	JTW TRUST NO. 5 UAD 9/19/02	1.591	1.591	1.591
**D	LTW INVESTMENTS LLC	710	710	710
**D	MORNINGSTAR UNCONSTRAINED ALL FD A SER O MORNINGSTAR FD TR	2.665	2.665	2.665
**D	OYSTER CREEK NUCLEAR GENERATING STATION QUALIFIED FUND	9.156	9.156	9.156
**D		2.271	2.271	2.271


Pagina 22

Azionisti: 1.154 Teste: 1
 Azionisti in proprio: 0 Azionisti in delega: 1.154

LISTA ESITO DELLE VOTAZIONE
 Oggetto: Nomina del Presidente del Consiglio di Amministrazione

CONTRARI

Badge	Ragione Sociale	Proprio	Delega	Totale
**D	SAMFORD UNIVERSITY PENSION PLAN TRUST	736	736	736
**D	S. ROBSON WALTON 1999 CHILDRENS TRUST	1.171	1.171	1.171
**D	VIRGINIA C. WARS REVOCABLE TRUST DATED AUGUST 6, 1991	406	406	406
**D	HRW TRUST NO 2 UAD 01/17/03	970	970	970
**D	HRW TESTAMENTARY TRUST NO. 10	998	998	998
**D	WHEELS COMMON INVESTMENT FUND	3.933	3.933	3.933
**D	S. ROBSON WALTON 2010 TRUST	870	870	870
**D	EXELON CORPORATION NUCLEAR DECOMMISSION TRUST - NON TAX QUAL	492	492	492
**D	USAA MASTER TRUST (PENSION AND RSP)	2.311	2.311	2.311
**D	BANK OF BOTSWANA	6.320	6.320	6.320
**D	INTERNATIONAL MONETARY FUND RETIRED STAFF BENEFITS INVESTMENT	8.257	8.257	8.257
**D	MERCY INVESTMENT SERVICES INC	5.170	5.170	5.170
**D	PUBLIC PENSION AGENCY	99.476	99.476	99.476
**D	PUBLIC PENSION AGENCY	14.822	14.822	14.822
**D	STATE OF UTAH, SCHOOL AND INSTITUTIONAL TRUST FUNDS	13.079	13.079	13.079
**D	BEAT DRUGS FUND ASSOCIATION	771	771	771
**D	HONG KONG SAR GOVERNMENT EXCHANGE FUND	560.593	560.593	560.593
**D	BUNTING INTERNATIONAL DEVELOPED EQUITY TE LLC	1.087	1.087	1.087
**D	CARROLL AVENUE PARTNERS LLC	623	623	623
**D	CARNELIAN INVESTMENT MANAGEMENT LLC	14.733	14.733	14.733
**D	CHCP GLOBAL SECURITIES LP	146	146	146
**D	DYNASTY INVEST, LTD	4.350	4.350	4.350
**D	DFI LP EQUITY (PASSIVE)	1.016	1.016	1.016
**D	EVA VALLEY MAI LLC	2.452	2.452	2.452
**D	FS OVERLAY C - PARAMETRIC	5.125	5.125	5.125
**D	FOURTH AVENUE INVESTMENT COMPANY.	3.268	3.268	3.268
**D	FIDDLER PARTNERS LLC	4.192	4.192	4.192
**D	THE BUNTING FAM INT DEVELOPED EQUITY LIMITED LIABILITY CO	617	617	617
**D	INTERNATIONAL EXPATRIATE BENEFIT MASTER TRUST	3.055	3.055	3.055
**D	INTERNATIONAL EQUITY FUND	2.334	2.334	2.334
**D	THE JBUT MASTER INVESTMENT PARTNERSHIP LLP	6.209	6.209	6.209
**D	MERGI-OM COMMON DAILY EAFE INDEX FUND - NON LENDING	1.508	1.508	1.508
**D	LACK AVE INVESTMENTS, LLC	59.128	59.128	59.128
**D	LENNAN-STAMM FAMILY PARTNERS LLC	17.280	17.280	17.280
**D	THE GROUP HOLDINGS, LLC	602	602	602
**D	500 PARTNERSHIP, LLC	10.526	10.526	10.526
**D	THE INTERNATIONAL FUND LLC	635	635	635
**D	182A HOLDINGS, LLC	4.223	4.223	4.223
**D	WELKE PARTNERSHIP	805	805	805
**D	OHANA HOLDINGS LLC	5.698	5.698	5.698
**D	OMEGA FTIP LIMITED PARTNERSHIP	2.148	2.148	2.148
**D		186.100	186.100	186.100
**D		1.455	1.455	1.455



Assemblea Ordinaria del 18 aprile 2019

LISTA ESITO DELLE VOTAZIONI

Oggetto: Nomina del Presidente del Consiglio di Amministrazione

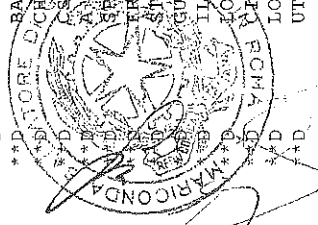
CONTRARI

Badge	Ragione Sociale	Proprio	Delega	Totale
**D	ORIZABA, LP	19.554	19.554	19.554
**D	PRO-GEN INVESTMENTS LLC	715	715	715
**D	CINDY SPRINGS, LLC	20.341	20.341	20.341
**D	NTGI-QM COMMON DAILY ALL COUNWD EX-US INV MKT INDEX F NONLEND	13.911	13.911	13.911
**D	RDM LIQUID LLC	3.494	3.494	3.494
**D	ROTHKO ALL COUNTY WORLD EX-US EQUITY FUND LP	1.227	1.227	1.227
**D	RAMI PARTNERS, LLC	15.809	15.809	15.809
**D	SENTINEL INTERNATIONAL FUND	1.186	1.186	1.186
**D	SENTINEL INTERNATIONAL TRUST	2.378	2.378	2.378
**D	SIM GLOBAL BALANCED TRUST.	568	568	568
**D	SILVER GROWTH FUND, LP	1.352	1.352	1.352
**D	GLOBAL BOND FUND	9.351	9.351	9.351
**D	FCM INTERNATIONAL LLC	1.033	1.033	1.033
**D	SHIMODA HOLDINGS, LLC	1.541	1.541	1.541
**D	MALACHITE 35 TRUST	10.125	10.125	10.125
**D	AVALON PORTFOLIO II, LLC	1.447	1.447	1.447
**D	801 INVESTMENTS LLC	4.125	4.125	4.125
**D	SUSTAINABLE INSIGHT GLOBAL ESG PASSIVE PLUS FUND, LLC	741	741	741
**D	K INVESTMENTS SH LIMITED	76.375	76.375	76.375
**D	NTGI-QM COMMON DAILY EAFE INDEX FUND - LENDING	35.695	35.695	35.695
**D	NTGI - QM COMMON DAILY ALL COUNTRY WD EX-US EQ INDEX F - LEND	22.802	22.802	22.802
**D	INTERNATIONAL MONETARY FUND STAFF RETIREMENT PLAN	34.599	34.599	34.599
**D	INTERNATIONAL MONETARY FUND STAFF RETIREMENT PLAN	6.146	6.146	6.146
**D	UNIT NAT RELIEF AND WORKS AG FOR PALEST REF IN THE NEAR EAST	2.238	2.238	2.238
**D	NATIONAL COUNCIL FOR SOCIAL SECURITY FUND, P.R.C	4.923	4.923	4.923
**D	NATIONAL COUNCIL FOR SOCIAL SECURITY FUND, P.R.C	34.474	34.474	34.474
**D	NGEE ANN POLYTECHNIC	123	123	123
**D	NATIONAL COUNCIL FOR SOCIAL SECURITY FUND, P.R.C	59.975	59.975	59.975
**D	FIDELITY SALEM STREET TRUST: FIDELITY FLEX INTERN INDEX FUND	7.127	7.127	7.127
**D	FIDELITY SALEM STREET TRUST FIDELITY SERIES GLOBAL EX U.S. INDEX FUND	161.924	161.924	161.924
**D	THE PARTNERS FUND	73.383	73.383	73.383
**D	HAGFORS LIMITED	6.469	6.469	6.469
**D	NEW ZEALAND SUPERANNUATION FUND	263.790	263.790	263.790
**D	ARIA INVESTMENTS TRUST	35.227	35.227	35.227
**D	MERCER PASSIVE INTERNATIONAL SHARES FUND	12.054	12.054	12.054
**D	QIC INTERNATIONAL EQUITIES FUND	3.672	3.672	3.672
**D	GOVERNMENT EMPLOYEES SUPERANNUATION BOARD	9.594	9.594	9.594
**D	GOVERNMENT EMPLOYEES SUPERANNUATION BOARD	133.471	133.471	133.471
**D	LORD MAYORS CHARITABLE FUND	429	429	429
**D	PARTNERS GROUP GLOBAL MULTI-ASSET FUND	15.880	15.880	15.880
**D	QUEENSLAND INVESTMENT TRUST NO.2	5.946	5.946	5.946
**D	AUSTRALIA POST SUPERANNUATION SCHEME	2.165	2.165	2.165
**D	NORTHERN FUNDS INTERNATIONAL GROWTH EQUITY FUND	17.788	17.788	17.788

LISTA ESITO DELLE VOTAZIONE
Oggetto: Nomina del Presidente del Consiglio di Amministrazione

CONTRARI

Badge	Ragione Sociale	Proprio	Delega	Totale
**D	FORD MOTOR COMPANY DEFINED BENEFIT MASTER TRUST	18.160	18.160	18.160
**D	JTW TRUST NO. 4 UAD 9/19/02	2.817	2.817	2.817
**D	JTW TRUST NO. 2 UAD 9/19/02	2.039	2.039	2.039
**D	MICHIGAN CATHOLIC CONFERENCE MASTER PENSION TRUST	1.661	1.661	1.661
**D	NORTHERN MULTI MANAGER GLOBAL LISTED INFRASTRUCTURE FUND	2.003.299	2.003.299	2.003.299
**D	MICHIGAN CATHOLIC CONFERENCE	563	563	563
**D	NORTHERN FUNDS - INTERNATIONAL EQUITY INDEX FUND	191.281	191.281	191.281
**D	MASTER TR AGREE BETWEEN PFIZER INC AND THE NORTHERN TR CO	6.485	6.485	6.485
**D	PRESBYTERIAN CHURCH (USA) FOUNDATION	4.678	4.678	4.678
**D	NORTHERN TRUST GLOBAL INVESTMENTS COLLECTIVE FUNDS TRUST	1.282.148	1.282.148	1.282.148
**D	NATIONAL RAILROAD RETIREMENT INVESTMENT TRUST	5.024	5.024	5.024
**D	VOL EMPL BEN ASS OF THE NON-REPR EMPL OF SOUT CAL EDISON CO	1.633	1.633	1.633
**D	1999 VOL EMPL BEN ASS NON-REPR EMPL OF SOUT CAL EDISON CO	981	981	981
**D	SAMFORD UNIVERSITY	352	352	352
**D	THE TRUSTEES OF THE HENRY SMITH CHARITY	14.226	14.226	14.226
**D	TRINITY COLLEGE CAMBRIDGE	3.420	3.420	3.420
**D	HRW TESTAMENTARY TRUST NO 3	2.073	2.073	2.073
**D	HRW TESTAMENTARY TRUST NO 1	2.573	2.573	2.573
**D	HRW TRUST NO 1 UAD 01/17/03	970	970	970
**D	HRW TESTAMENTARY TRUST NO. 11	2.568	2.568	2.568
**D	HRW TESTAMENTARY TRUST NO 6	2.099	2.099	2.099
**D	HRW TESTAMENTARY TRUST NO 4	2.041	2.041	2.041
**D	HRW TESTAMENTARY TRUST NO. 9	1.771	1.771	1.771
**D	HRW TESTAMENTARY TRUST NO. 8	2.472	2.472	2.472
**D	HRW TESTAMENTARY TRUST NO 2	1.679	1.679	1.679
**D	HRW TESTAMENTARY TRUST NO. 7	2.729	2.729	2.729
**D	HRW TRUST NO 4 UAD 01/17/03	1.152	1.152	1.152
**D	HRW TESTAMENTARY TRUST NO 5	2.158	2.158	2.158
**D	HRW TESTAMENTARY TRUST NO. 12	3.451	3.451	3.451
**D	HRW TRUST NO 3 UAD 01/17/03	1.152	1.152	1.152
**D	PATTORE BANNER HEALTH	137.500	137.500	137.500
**D	CHEVRON MASTER PENSION TRUST	13.208	13.208	13.208
**D	CSAP INSURANCE EXCHANGE	20.228	20.228	20.228
**D	ARLINGTON TESTAMENTARY TRUST	10.556	10.556	10.556
**D	SEABOARD GROUP TRUST FOR EMPLOYEE BENEFIT PLANS	95.622	95.622	95.622
**D	FRENCH COUNTY EMPLOYEES' RETIREMENT ASSOCIATION	1.487	1.487	1.487
**D	STICHTING INSTITUUT GAK	1.234	1.234	1.234
**D	GUIDE/STONE FUNDS INTERNATIONAL EQUITY INDEX FUNDS	2.326	2.326	2.326
**D	ILLINOIS MUNICIPAL RETIREMENT FUND	314.250	314.250	314.250
**D	LOS ANGELES CITY EMPLOYEES RETIREMENT SYSTEM	49.347	49.347	49.347
**D	CITY OF LOS ANGELES FIRE AND POLICE PENSION PLAN	540	540	540
**D	LOCKHEED MARTIN CORPORATION MASTER RETIREMENT TRUST	15.375	15.375	15.375
**D	UTAH STATE RETIREMENT SYSTEMS	76.738	76.738	76.738



LISTA ESITO DELLE VOTAZIONI

Oggetto: Nomina del Presidente del Consiglio di Amministrazione

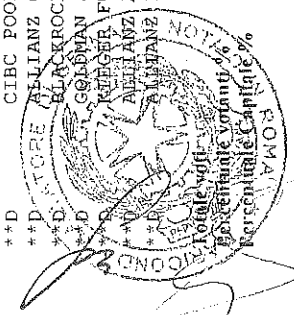
CONTRARI

Badge	Ragione Sociale	Proprio	Delega	Totale
**D	WILSHIRE INTERNATIONAL EQUITY FUND	2.484	2.484	2.484
**D	WYOMING RETIREMENT SYSTEM	2.230	2.230	2.230
**D	FORD MOTOR COMPANY OF CANADA, LIMITED PENSION TRUST	3.072	3.072	3.072
**D	HSBC GLOBAL EQUITY FUND.	15.330	15.330	15.330
**D	HSBC INTERNATIONAL EQUITY POOLED FUND	28.978	28.978	28.978
**D	HALIFAX REGIONAL MUNICIPALITY MASTER TRUST	5.160	5.160	5.160
**D	FUTURE FUND BOARD OF GUARDIANS FOR AND OBO FUTURE FUND	56.351	56.351	56.351
**D	MRF INVESTMENT COMPANY NO. 2 PTY LTD	140.179	140.179	140.179
**D	IBM DIVERSIFIED GLOBAL EQUITY FUND	12.091	12.091	12.091
**D	THE BANK OF IRELAND STAFF PENSIONS FUND	132.050	132.050	132.050
**D	STICHTING HEINEKEN PENSIOENFONDS	11.102	11.102	11.102
**D	THE TRUSTESS OF IBM PENSION PLAN	10.217	10.217	10.217
**D	STICHTING PENSIOENFONDS SAGITTARIUS	16.446	16.446	16.446
**D	THE TRUSTEES OF CHEVRON UK PENSION PLAN	26.235	26.235	26.235
**D	STICHTING PENSIOENFONDS VAN DE METALEKTRO (PME)	172.385	172.385	172.385
**D	NORTHERN TRUST UCITS COMMON CONTRACTUAL FUND	208.406	208.406	208.406
**D	PUBLIC EMPLOYEES RETIREMENT ASSOCIATION OF COLORADO	127.987	127.987	127.987
**D	COLONIAL FIRST STATE INVESTMENT FUND 50	9.810	9.810	9.810
**D	COMMONWEALTH GLOBAL LISTED INFRASTRUCTURE FUND 6	1.401.291	1.401.291	1.401.291
**D	COMMONWEALTH GLOBAL LISTED INFRASTRUCTURE FUND 4	169.551	169.551	169.551
**D	COLONIAL FIRST STATE WHOLESAL E GLOBAL LISTED INFR SEC F	1.172.261	1.172.261	1.172.261
**D	COLONIAL FIRST STATE WHOLESAL E INDEXED GLOBAL SHARE FUND	17.787	17.787	17.787
**D	COMMONWEALTH GLOBAL SHARE FUND 29	142	142	142
**D	MUNICIPAL EMPLOYEES' ANNUITY AND BENEFIT FUND OF CHICAGO	3.827	3.827	3.827
**D	SSGA GROSS ROLL UP UNIT TRUST	17.781	17.781	17.781
**D	NORTHERN TRUST INVESTMENT FUNDS PUBLIC LIMITED COMPANY	31.204	31.204	31.204
**D	BLACKROCK AUTHORIZED CONTRACTUAL SCHEME 1	368.284	368.284	368.284
**D	BLACKROCK AUTHORIZED CONTRACTUAL SCHEME 1	13.432	13.432	13.432
**D	BRITISH COLUMBIA INVESTMENT MANAGEMENT CORPORATION	139.151	139.151	139.151
**D	STATE TEACHERS RETIREMENT SYSTEM OF OHIO	79.192	79.192	79.192
**D	BANCO NACIONAL DE PANAMA, ACTING AS TRUSTEE OF THE FIDEICOMISO DE FONDO DE AHORRO DE PANAMA	1.440	1.440	1.440
**D	LGPS CENTRAL AUTHORIZED CONTRACTUAL SCHEME	133.000	133.000	133.000
**D	UBS COMMON CONTRACTUAL FUND	6.918	6.918	6.918
**D	BORDER TO COAST AUTHORIZED CONTRACTUAL SCHEME	315.407	315.407	315.407
**D	CLEARWATER INTERNATIONAL FUND	2.238	2.238	2.238
**D	STICHTING BEDRIJFSTAKPENSIOENFONDS VOOR HET LEVENSMIDD	16.250	16.250	16.250
**D	KOMMUNAL LANDSPENSJONSKASSE GJENSIDIG FORSIKRINGSSELSKAP	35.799	35.799	35.799
**D	VERDIPAPIRFONDET KLP AKSJEGLOBAL INDEX 1	57.877	57.877	57.877
**D	VERDIPAPIRFONDET KLP AKSJEUROPA INDEKS 1	30.261	30.261	30.261
**D	STICHTING BEDRIJFST VOOR HET SCHOONMAAK EN GLAZ	14.818	14.818	14.818
**D	STICHTING PENSIOENFONDS CAMPINA	4.290	4.290	4.290
**D	STICHTING BEDRIJFST VOOR HET BEROEPSVERVOER OVER DE WEG	55.684	55.684	55.684
**D	STICHTING PENSIOENFONDS ING	58.010	58.010	58.010

LISTA ESITO DELLE VOTAZIONE
 Oggetto: Nomina del Presidente del Consiglio di Amministrazione

CONTRARI

Badge	Ragione Sociale	Proprio	Delega	Totale
**D	NORTHERN TRUST UCITS FGR FUND	88.567	88.567	88.567
**D	ROBECO INSTITUTIONAL UMBRELLA FUND	5.489	5.489	5.489
**D	JOHN HANCOCK HEDGED EQUITY AND INCOME FUND	4.684	4.684	4.684
**D	STICHTING BEDRIJFSPENSIOENFONDSVOOR DE LANDBOUW MANDAAT BLACKRO	142.589	142.589	142.589
**D	STG PFDS ACHMEA MANDAAT BLACKROCK	20.820	20.820	20.820
**D	STICHTING PENSIOENFONDS WONEN	12.541	12.541	12.541
**D	STICHTING J.E. ASR ES G INDEXPLUS INST. FONDSSEN INZAKE EUROPA	32.738	32.738	32.738
**D	THE CANADA LIFE ASSURANCE COMPANY	64.017	64.017	64.017
**D	RENAISSANCE INTERNATIONAL EQUITY PRIVATE POOL	152	152	152
**D	THE GREAT-WEST LIFE ASSURANCE COMPANY	57.655	57.655	57.655
**D	COUNSEL DEFENSIVE GLOBAL EQUITY	803	803	803
**D	INVESTORS GLOBAL INFRASTRUCTURECLASS	26.400	26.400	26.400
**D	LONDON LIFE INSURANCE COMPANY	733.294	733.294	733.294
**D	GLOBAL INFRASTRUCTURE EQUITY FUND LONDON CAPITAL	62.080	62.080	62.080
**D	MACKENZIE DIVERSIFIED ALTERNATIVES FUND	17.746	17.746	17.746
**D	MACKENZIE MAXIMUM DIVERS. ALL WORLD DEVELOPED EX NORTH AMERICA IE	3.032	3.032	3.032
**D	MACKENZIE INTERNATIONAL EQUITY INDEX ETF	216	216	216
**D	MACKENZIE MAX DIVERSIFICATION DEVELOPED EUR INDEX ETF	13.000	13.000	13.000
**D	MACKENZIE MAX DIVERSIFICATION ALL WORLD DEVELOPED IND ETF	9.082	9.082	9.082
**D	RENAISSANCE REAL ASSETS PRIVATEPOOL	184.000	184.000	184.000
**D	TD EMERALD INTERNATIONAL EQUITYINDEX FUND	125.663	125.663	125.663
**D	TD INTERNATIONAL INDEX FUND	19.639	19.639	19.639
**D	TD EUROPEAN INDEX FUND	3.749	3.749	3.749
**D	TD INTERNATIONAL EQUITY INDEX ETF	631	631	631
**D	PUBLIC SECTOR PENSION INVESTMENT BOARD	224.543	224.543	224.543
**D	IMPERIAL INTERNATIONAL EQUITY POOL	21.165	21.165	21.165
**D	IMPERIAL OVERSEAS EQUITY POOL	314	314	314
**D	WOODBRIIDGE INVESTMENTS CORPORATION	35.700	35.700	35.700
**D	WINDWISE MSCI EAFE INDEX NON-LENDING, FUND FOR EXEMPT ORG.	22.228	22.228	22.228
**D	CIBC INTERNATIONAL INDEX FUND	9.584	9.584	9.584
**D	CIBC EUROPEAN INDEX FUND	3.528	3.528	3.528
**D	CIBC POOLED INTERNATIONAL EQUITY INDEX FUND	2.247	2.247	2.247
**D	WILLIAMS GLOBAL INVESTORS FUND	148.230	148.230	148.230
**D	BLACKROCK GLOBAL INDEX FUNDS	35.303	35.303	35.303
**D	GLOBALAN SACHS FUNDS	6.736	6.736	6.736
**D	GLOBALAN SACHS FUNDS	772	772	772
**D	KEEGER FUND I	150.000	150.000	150.000
**D	ALLIANZ AZIONI ITALIA ALL STARS	7.000	7.000	7.000
**D	ALLIANZ AZIONI ITALIA 50 SPECIAL			



176.641.195
 28.315.982
 21.390.727

LISTA ESITO DELLE VOTAZIONE

Oggetto: Nomina del Presidente del Consiglio di Amministrazione

ASTENUTI

Badge	Ragione Sociale	Proprio	Delega	Totale
6674	AGOSTINI ANTONIO			
**D	THE MASTER TRUST BANK OF JAPAN LTD		52.412	52.412
**D	AMP CAPITAL GLOBAL LISTED INFRASTRUCTURE FUND		18.527	18.527
**D	THE MASTER TRUST BANK OF JAPAN LTD		4.284	4.284
**D	AMP CAPITAL GLOBAL LISTED INFRASTR. FD		98.321	98.321
**D	IPAC SPEC INVEST STR LISTED GL INFR		43.532	43.532
**D	AMP CAP GLO INFRA SEC F (UNHEDGED)MAN FU		8.137	8.137
**D	AMP CAPITAL GLOBAL INFR SECUR FUND UNHED		388.717	388.717
**D	MEDIOLANUM BEST BRANDS		112.329	112.329
**D	CHALLENGE FUNDS CHALLENGE ITALIAN EQUITY		56.000	56.000
**D	ACCIDENT COMPENSATION CORPORATION		97.205	97.205
**D	SHINKO GLOBAL INFRASTRUCTURE		24.922	24.922
7307	CARILE DOMENICO			
	Totale voti	31.000		31.000
	Percentuale votanti %			
	Percentuale Capitale %			

Azionisti: 12
 Azionisti in proprio: 1
 Azionisti in delega: 11

Assemblea Ordinaria del 18 aprile 2019

LISTA ESITO DELLE VOTAZIONE
 Oggetto: Nomina del Presidente del Consiglio di Amministrazione

NON VOTANTI

Badge	Ragione Sociale	Proprio	Delega	Totale
6674	AGOSTINI ANTONIO		400.000	400.000
**D	ARCA FONDI SGR - FONDO ARCA AZIONI ITALIA		29.645	29.645
**D	GENERALI SMART FUNDS SICAV		70.480	70.480
**D	GENERALI DIVERSIFICATION		54.284	54.284
**D	GIE ALLEANZA OBBLIGAZIONARIO		323.600	323.600
**D	ARIE & IDA CROWN MEMORIAL		187.000	187.000
**D	KAIROS INTERNATIONAL SICAV - ITALIA		146.500	146.500
**D	KAIROS INTERNATIONAL SICAV - RISORGIMENTO		28.500	28.500
**D	KAIROS INTERNATIONAL SICAV - TARGET ITALY ALPHA		30.000	30.000
**D	KAIROS INTERNATIONAL SICAV - TARGET ITALY BETA		714.000	714.000
**D	INTERFUND SICAV INTERFUND EQUITY ITALY		22.127	22.127
**D	FIDURAM ASSET MANAGEMENT (IRELAND) FONDITALIA EQUITY ITALY		19.000	19.000
**D	AMUNDI S.F. EURO EQ MARKET PL		7.000	7.000
**D	FIDURAM INVESTIMENTI SGR SPA-FIDEURAM ITALIA		430.000	430.000
**D	FIDURAM INVESTIMENTI SGR SPA-PIR PIANO BILANCIATO 30		90.000	90.000
**D	FIDURAM INVESTIMENTI SGR SPA-PIR PIANO AZIONI ITALIA		1.040.000	1.040.000
**D	FIDURAM INVESTIMENTI SGR SPA-PIR PIANO BILANCIATO 50		116.837	116.837
**D	MEDICLANUM GESTIONE FONDI SGR - FLESSIBILE FUTURO ITALIA		23.769	23.769
**D	EUF - EQUITY ITALY		14.150	14.150
**D	EUF - EQUITY EUROPE LTE		30.708	30.708
**D	EUF - EQUITY EURO LTE			
**D	EUF - EQUITY ITALY SMART VOLATILITY			
7068	BAVA MARCO GEREMIA CARLO	1		1
7151	CHIURAZZI LUIGI	2.000		2.000

Totale voti 3.779.601
 Percentuale votanti % 0,605879
 Percentuale Capitale % 0,457699



Azionisti:
 Azionisti in proprio: 22

Teste: 3
 Azionisti in delega: 20

Pagina 29

Assemblea Ordinaria del 18 aprile 2019

LISTA ESITO DELLE VOTAZIONI

Oggetto: Nomina del Presidente del Consiglio di Amministrazione

FAVOREVOLI

Badge	Ragione Sociale	Proprio	Delega	Totale
6017	CHIGNOLI GIORGIO	1		1
6034	BOVE KATRIN	7		7
6174	AMBRUZZI DANIELA			
6313	LAPONTE ALBERTO	616		616
DE*	GARRI GERARDINO			
6390	GIORDANA ROBERTO		1	1
DE*	FONDAZIONE CASSA DI RISPARMIO DI CUNEO			
6415	DI CIANNI EMILIO LUIGI			
6674	AGOSTINI ANTONIO	1		1
**D	CORONATION GLOBAL OPPORTUNITIES FUND		2.283.500	2.283.500
**D	MORGAN STANLEY INVESTMENT FUNDS		144.717	144.717
**D	THORNBURG INTERNATIONAL EQUITY		470.693	470.693
**D	FIDELITY FUNDS SICAV		4.433	4.433
**D	THE MASTER TRUST BANK OF JAPAN LTD		2.893.282	2.893.282
**D	THORNBURG GLOBAL EQUITY FUND		25.000	25.000
**D	THORNBURG INTERNATIONAL EQUITY FUND		134.917	134.917
**D	THORNBURG GLOBAL INVESTMENT PLC		2.354	2.354
**D	CORNERSTONE ADVIS GLOBAL PUBLIC EQUITY F		146.895	146.895
**D	BAYVK G2 FONDS		50.321	50.321
**D	BAYVK A4 FONDS		10.636	10.636
**D	PARVEST		32.929	32.929
**D	BNP PARIBAS L1		25.708	25.708
**D	BNP PARIBAS EASY		218.045	218.045
**D	BNP PARIBAS B PENSION GROWTH		107.625	107.625
**D	BNP PARIBAS B PENSION STABILITY		63.571	63.571
**D	METROPOLITAN RENTASTRO		23.327	23.327
**D	BNP PARIBAS B PENSION BALANCED		109.186	109.186
**D	FCP BNP PARIBAS ACTIONS EUROPE		254.733	254.733
**D	IPA CORPORATE ACTIONS AND INCOME		2.092	2.092
**D	UBI SICAV		79.355	79.355
**D	MAPLE BROWN ABBOTT FUNDS PLC		28.401	28.401
**D	LGIA SUPER TRUSTEE AS TRUSTEE FOR LGIA		422.684	422.684
**D	THE BOEING COMPANY EMPLOYEE RETIREMENT PLANS MASTER TRUST		231.305	231.305
**D	FIDELITY FIRST GLOBAL FUND		265.022	265.022
**D	OPTIMIX GLOBAL LISTED INFRASTRUCTUR		922	922
**D	TELSTRA SUPERANNUATION SCHEME		138.970	138.970
**D	THE MASTER TRUST BANK OF JAPAN LTD		268.333	268.333
**D	GVV POOLFONDS PAI		534.027	534.027
**D	FIDELITY EUROPEAN VALURS PLC		18.301	18.301
**D	FIDELITY INVESTMENT FUNDS III FIDELITY DIVERSIFIED GROWTH FUND		694.350	694.350
**D	STICHTING PENSIOENFONDS VOOR HUISARTSEN		2.851	2.851
**D	FIDELITY INVESTMENT FUNDS EUROPEAN FUND		18.449	18.449
**D	FIDELITY INVESTMENTS MONEY MANAGEMENT INC		1.507.785	1.507.785
**D			1.326	1.326


Azionisti:
Azionisti in proprio:237 Teste:
12 Azionisti in delega:21
225

Pagina 30

LISTA ESITO DELLE VOTAZIONE
 Oggetto: Nomina del Presidente del Consiglio di Amministrazione

FAVOREVOLI

Badge	Ragione Sociale	Proprio	Delega	Totale
**D	RARE INFRASTRUCTURE VALUE FUND HEDGED	1.035.155	1.035.155	1.035.155
**D	RARE INFRASTRUCTURE INCOME FUND	5.683	5.683	5.683
**D	RARE INFRASTRUCTURE VALUE FUND UNHEDGED	1.027.448	1.027.448	1.027.448
**D	MAPLE BROWN ABBOT GLOBAL LISTED INFR FD	692.746	692.746	692.746
**D	REGIME DE RETRAITE DU PERSONNEL DES CPE	156.977	156.977	156.977
**D	BEST INVESTMENT CORPORATION	736.712	736.712	736.712
**D	REASSURE LIMITED	143.061	143.061	143.061
**D	PUM ACS EUROPEAN EX UK FUND	64.274	64.274	64.274
**D	PHOENIX LIFE LIMITED	309.066	309.066	309.066
**D	TALOS CAPITAL DESIGNATED ACTIVITY COMPAN	12.656.265	12.656.265	12.656.265
**D	PUM EUROPEAN UNIT TRUST	5.952	5.952	5.952
**D	PUM BOTHWELL EUROPE FUND	377.233	377.233	377.233
**D	ABERDEEN MONCEAU	4.861	4.861	4.861
**D	UNIVERSE THE CMI GLOBAL NETWORK FUND	59.558	59.558	59.558
**D	LEGG MASON GLOBAL INFRASTRUCTURE ETF	10.127	10.127	10.127
**D	RARE GLOBAL INFRASTRUCTURE VALUE FUND	41.949	41.949	41.949
**D	PRU INCOME BUILDER JEN EQ INC PDKD	35.238	35.238	35.238
**D	LEGAL AND GENERAL UCITS ETF PLC	14.921	14.921	14.921
**D	NEWTON MULTI-ASSET GROWTH FUND	980.175	980.175	980.175
**D	PRU JENNN EQUITY INC PDT1	676.145	676.145	676.145
**D	FLORIDA LLC	35.367	35.367	35.367
**D	THE CARL VICTOR PAGE MEMORIAL FNDN	12.128	12.128	12.128
**D	VIRTUS DUFF AND PHELPS GLOBAL INFRASTRUCTURE FUND	94.545	94.545	94.545
**D	U S BANK NATIONAL ASSOCIATION	534	534	534
**D	ADVANCED SERIES TRUST -AST ACADEMIC STRATEGIES ASSET ALLOCATION PORTFOLIO	14.607	14.607	14.607
**D	WILM MULTI MGR FD JO HAMBRO	121.400	121.400	121.400
**D	AST JENNISON GLOBAL INFRASTR PDMN	17.680	17.680	17.680
**D	PRU JEN GL INFRASTRUCTURE FUND PDLF	56.765	56.765	56.765
**D	AST MORGAN STANLEY MULTI ASSET PDMS	2.158	2.158	2.158
**D	NATWEST DEP NEWTON ML AS DIV RET FD	63.002	63.002	63.002
**D	AST ACADEM STRAT AAJENNISON PD07	338.917	338.917	338.917
**D	NATWEST DEP NEWTON MA INCOME FD	61.941	61.941	61.941
**D	FIREFIGHTERS' RETIREMENT SYSTEM	110.461	110.461	110.461
**D	VIRBUS TOTAL RETURN FUND INC.	201.030	201.030	201.030
**D	PRINCIPAL FUNDS INC DIVERSIFIED REAL ASSET FUND	4.546	4.546	4.546
**D	POLYBLEND AND G MSCI EQ	574.292	574.292	574.292
**D	LEGG MASON GLOBAL FUNDS PLCLEGG MASON RARE INFRASTRUCTURE VALUE FUND	8.457	8.457	8.457
**D	BELLY MANTIC MASTER TRUST	695.326	695.326	695.326
**D	RAY MELLON GLOBAL FUNDS PLC	46.068	46.068	46.068
**D	GLOBAL MASTER FUND PLC	7.529	7.529	7.529
**D	EUROPE MULTIGESTION	9.075	9.075	9.075
**D	EUROPE SECTORIELLE EUROPE	2.290	2.290	2.290
**D		1.799	1.799	1.799



Assemblea Ordinaria del 18 aprile 2019

ELISTA ESITO DELLE VOTAZIONI

Oggetto: Nomina del Presidente del Consiglio di Amministrazione

FAVOREVOLI

Badge	Ragione Sociale	Proprio	Delega	Totale
**D	ANTARIUS ROTATION SECTORIELLE		863	863
**D	CENTRAL BANK OF IRELAND		842	842
**D	AMUNDI INDEX MSCI EUROPE		73	73
**D	AMUNDI INDEX MSCI EMU		207.700	207.700
**D	AMUNDI INDEX MSCI WORLD		74	74
**D	AMUNDI INDEX EQUITY EUROPE LOW		101	101
**D	AMUNDI INDEX EQUITY GLOBAL LOW		44	44
**D	AMUNDI FUNDS EQUITY EUROPE RISK		5.611	5.611
**D	AMUNDI FUNDS EQUITY EURO RISK		139	139
**D	ROPS EURO P		124.235	124.235
**D	ICARE		14.299	14.299
**D	AMUNDI HORIZON		12.818	12.818
**D	PORTFOLIO LCR ACTIONS		3.726	3.726
**D	ROPS-SMART INDEX EURO		52.916	52.916
**D	IFM FRANCE		3.000	3.000
**D	FCE CARPIMKO EUROPE		13.199	13.199
**D	AMUNDI ACTIONS EURO ISR		671	671
**D	ASSURDIX		35	35
**D	ATOUT EUROPE SMART BETA		91	91
**D	AMUNDI ETF FTSE ITALIA PIR UCITS		12.712	12.712
**D	CASTLE HOOK MASTER FUND LTD C/O CASTLE HOOK PARTNERS LP		78.646	78.646
**D	MAKURIA LUXEMBOURG II SARL CO MAKURIA INVESTMENT MANAGEMENT (UK) LLP		1.439.414	1.439.414
**D	QUANTUM PARTNERS LP CO SOROS FUND MANAGEMENT LLC ACTING AS FUND MANAGER		449.340	449.340
**D	GOVERNMENT OF NORWAY		10.111.280	10.111.280
**D	NORGES BANK		147.680	147.680
**D	ENERGY SUPER		73.399	73.399
**D	NAYA MANAGEMENT LLP		858.334	858.334
**D	ABERDEEN INVESTMENT FUNDS UK ICVC II - ABERDEEN WORLD EQUITY ENHANCED INDEX FUND		18.529	18.529
**D	ABERDEEN INVESTMENT FUNDS UK ICVC II - ABERDEEN EUROPEAN EQUITY ENHANCED INDEX FUND		82.179	82.179
**D	COMMONWEALTH GLOBAL INFRASTRUCTURE SECURITIES FUND 1		356.378	356.378
**D	GOVERNMENT OF SINGAPORE		1.471.088	1.471.088
**D	LEGAL AND GENERAL ASSURANCE PENSIONS MANAGEMENT LIMITED		19.115	19.115
**D	LEGAL AND GENERAL ASSURANCE PENSIONS MANAGEMENT LIMITED		25.037	25.037
**D	LEGAL AND GENERAL ASSURANCE PENSIONS MANAGEMENT LIMITED		5.028	5.028
**D	LEGAL AND GENERAL ASSURANCE PENSIONS MANAGEMENT LIMITED		52.680	52.680
**D	LEGAL AND GENERAL ASSURANCE PENSIONS MANAGEMENT LIMITED		17.228	17.228
**D	LEGAL AND GENERAL ASSURANCE PENSIONS MANAGEMENT LIMITED		94.015	94.015
**D	LEGAL AND GENERAL ASSURANCE PENSIONS MANAGEMENT LIMITED		4.990	4.990
**D	LEGAL AND GENERAL ASSURANCE PENSIONS MANAGEMENT LIMITED		12.539	12.539
**D	LEGAL AND GENERAL ASSURANCE PENSIONS MANAGEMENT LIMITED		6.748	6.748
**D	LEGAL AND GENERAL ASSURANCE PENSIONS MANAGEMENT LIMITED		23.939	23.939
**D	LEGAL AND GENERAL ASSURANCE PENSIONS MANAGEMENT LIMITED		12.638	12.638
**D	LEGAL AND GENERAL ASSURANCE PENSIONS MANAGEMENT LIMITED		124.923	124.923

LISTA ESITO DELLE VOTAZIONE

Oggetto: Nomina del Presidente del Consiglio di Amministrazione

FAVOREVOLI

Badge	Ragione Sociale	Proprio	Delega	Totale
**D	BMO MONTHLY INCOME FUND		84.289	84.289
**D	BMO DIVERSIFIED INCOME PORTFOLIO		33.122	33.122
**D	COLLEGE RETIREMENT EQUITIES FUND		568.469	568.469
**D	TIIA-CREF INTERNATIONAL EQUITY INDEX FUND		402.551	402.551
**D	MORGAN STANLEY VAR INS FUND, INC. GLOBAL INFRASTRUCTURE PORT		33.076	33.076
**D	MORGAN STANLEY INSTITUTIONAL FD TR - GLOBAL STRATEGIST PTF		25.906	25.906
**D	MORGAN STANLEY VAR INS FUND, INC. GLOBAL STRATEGIST PORTFOLIO		9.613	9.613
**D	SCOTTISH WIDOWS OVERSEAS GROWTH INV F ICVC - EURO GROWTH F		406.302	406.302
**D	SCOTTISH WIDOWS OVERSEAS GROWTH INV FUNDS ICVC-GLOBAL GROW F		156.816	156.816
**D	SCOTTISH WIDOWS INV SOLUTIONS F ICVC- EUROPEAN (EX UK) EQ FD		126.075	126.075
**D	THE TRUSTEES OF CONOCOPHILLIPS PENSION PLAN		7.625	7.625
**D	OMNIS MANAGED INVESTMENTS ICVC - OMNIS MULTI-ASSET INCOME FUND		138.759	138.759
**D	HBOS INTERNATIONAL INV FUNDS ICVC- EUROPEAN FUND		149.088	149.088
**D	HBOS INTERNATIONAL INV FUNDS ICVC- INTERNATIONAL GROWTH FUND		299.241	299.241
**D	LEGG MASON FUNDS ICVC- LEGG MASON IF RARE GLOBAL INF INC FUND		1.091.319	1.091.319
**D	SCOTTISH WID INV SOLS F ICVC - FDMNTL LOW VOL IND GLO EQT F		61.707	61.707
**D	SCOTTISH WIDOWS INV SOL F ICVC- FUNDAMENTAL INDEX GLB EQ F		76.086	76.086
**D	GLOBAL LISTED INFRASTRUCTURE SECTOR TRUST		288.091	288.091
**D	THORNEURG SUMMIT FUND		9.410	9.410
**D	PUBLIC PENSION AGENCY		126.508	126.508
**D	DAZBOG HOLDINGS AFC LIMITED		698.863	698.863
**D	DAZBOG HOLDINGS BFC LIMITED		921.057	921.057
**D	DAZBOG HOLDINGS CFC LIMITED		192.950	192.950
**D	DAZBOG HOLDINGS EFC LIMITED		1.601.565	1.601.565
**D	DAZBOG HOLDINGS F5 LIMITED		101.365	101.365
**D	DAZBOG HOLDINGS HFC LIMITED		60.308	60.308
**D	DAZBOG HOLDINGS B5 LIMITED		146.192	146.192
**D	DAZBOG HOLDINGS MFC LIMITED		126.700	126.700
**D	LEGAL & GENERAL MSCI EAFE FUND, LLC		20.380	20.380
**D	LEGAL & GENERAL MSCI EAFE SL FUND, LLC		17.933	17.933
**D	NATIONAL COUNCIL FOR SOCIAL SECURITY FUND, P.R.C		31.416	31.416
**D	GOVERNMENT EMPLOYEES SUPERANNUATION BOARD		233.275	233.275
**D	GENERAL PENSION AND SOCIAL SECURITY AUTHORITY		16.972	16.972
**D	MONTGOMERY COUNTY CONSOLIDATED RET HEALTH BENEFITS TR		8.875	8.875
**D	MONTGOMERY COUNTY EMPLOYEES' RETIREMENT SYSTEM		47.557	47.557
**D	THE BOARD OF THE PENSION PROTECTION FUND		6.350	6.350
**D	INVESTCO ITALIAN HOLDINGS SRL		66.513.016	66.513.016
**D	LEGAL & GENERAL FUTURE WORLD CLIMATE CHANGE EQ FACTORS IND FD		5.824	5.824
**D	LEGAL & GENERAL GLOBAL EQUITY INDEX FUND		2.117	2.117
**D	LEGAL & GENERAL GLOBAL INFRASTRUCTURE INDEX FUND		103.895	103.895
**D	LEGAL&GENERAL EUROPEAN INDEX TRUST		328.449	328.449
**D	LEGAL & GENERAL INTERNATIONAL INDEX TRUST		27.205	27.205
**D	LEGAL & GENERAL ICAV		11.301	11.301

Azionisti:

237 Teste:

21

Azionisti in proprio:

12

Azionisti in delega:

225

LISTA ESITO DELLE VOTAZIONE
 Oggetto: Nomina del Presidente del Consiglio di Amministrazione

FAVOREVOLI

Badge	Ragione Sociale	Proprio	Delega	Totale
**D	LEGAL & GENERAL AUTHORISED CONTRACTUAL SCHEME		7.860	7.860
**D	STICHTING BEDRIJFSTAKPENSIOEN FONDS VOOR DE DETAILHANDEL		94.449	94.449
**D	EURIZON CAPITAL SGR - EURIZON AZIONI AREA EURO		7.789	7.789
**D	EURIZON CAPITAL SGR - EURIZON PROGETTO ITALIA 70		240.544	240.544
**D	EURIZON CAPITAL SGR - EURIZON AZIONI ITALIA		374.467	374.467
**D	EURIZON CAPITAL SGR - EURIZON PIR ITALIA AZIONI		28.625	28.625
**D	EURIZON CAPITAL SGR - EURIZON PROGETTO ITALIA 40		244.228	244.228
**D	THE GLENORE CANADIAN PENSION FUNDS TRUST-FOREIGN EQUITY FUND		96.434	96.434
**D	THE GLENORE CANADIAN PENSION FUNDS TRUST-FOREIGN EQUITY FUND		77.983	77.983
**D	RENAISSANCE GLOBAL INFRASTRUCTURE FUND	1	1.275.951	1.275.951
6787	CARADONNA GIANFRANCO MARIA	12		12
6901	REALE DAVIDE GIORGIO	5		5
6914	RODINO' WALTER			
6940	GARRI' GERARDINO			
RL*	D&C GOVERNANCE TECHNOLOGIES	1		1
6975	CAPELLI ROBERTO			
DE*	SINTONIA SPA			
7025	GRANATA ALFREDO			
DE*	INARCASSA - CASSA NAZIONALE DI PREVIDENZA ED ASSISTENZA PER			
7065	PASQUINI MASSIMILIANO	10	2.013.720	2.013.720
7079	D'ATRI GIANFRANCO			
DE*	D'ATRI STELLA	1		1
7153	MICUCCI CECCHI GIANLUCA			
DE*	BRECCIA GIUSEPPINA	5		5
7231	BEFANI GUIDO			
DE*	BLOCKCHAIN GOVERNANCE	1		1
DE*	INVESTIMENTI SUD ITALIA S.R.L.	1		1
7275	NOTARFONZO ARNALDO			
7284	BOTTIN MASSIMO			
DE*	FONDAZIONE CASSA DI RISPARMIO DI TORINO			
7523	PEDINI LUCIANO			
RL*	GIGLIO SERVIZI AMBIENTALI E BONIFICHE SRL			
7569	VITANGELI GIORGIO	100	41.376.972	41.376.972
		105		105
		5		5

Totale voti 442.465.366
 Percentuale votanti % 70,928195
 Percentuale Capitale % 53,581248



Assemblea Ordinaria del 18 aprile 2019ESITO VOTAZIONE

Oggetto : Determinazione dei compensi spettanti ai componenti del Consiglio di Amministrazione

Hanno partecipato alla votazione:

-n° 1.426 azionisti,
portatori di n° 623.821.559 azioni ordinarie, tutte ammesse al voto,
pari al 75,542947% del capitale sociale.

Hanno votato:

		% su Azioni Ordinarie
Favorevoli	578.355.827	92,711741
Contrari	43.155.195	6,917875
SubTotale	<u>621.511.022</u>	99,629616
Astenuti	296.537	0,047536
Non Votanti	2.014.000	0,322849
SubTotale	<u>2.310.537</u>	0,370384
Totale	<u>623.821.559</u>	100,000000

Ai sensi dell'art. 135-undecies del TUF **non sono computate** ai fini del calcolo della maggioranza e del capitale richiesto per l'approvazione della delibera numero 0 azioni pari al **0,000000%** delle azioni rappresentate in aula.






LISTA ESITO DELLE VOTAZIONI


Oggetto: Determinazione dei compensi spettanti ai componenti del Consiglio di Amministrazione
CONTRARI

Badge	Ragione Sociale	Proprio	Delega	Totale
6674	AGOSTINI ANTONIO		73.271	73.271
**D	ICP ERAFP ACT EUR 7 OFI		117.618	117.618
**D	FUJI XEROX PENSION FUND		782.085	782.085
**D	SAS TRUSTEE CORPORATION		432.393	432.393
**D	MINE SUPERANNUATION FUND		570.144	570.144
**D	BUREAU OF LABOR FUNDS - LABOR RETIREMENT FUND		835.252	835.252
**D	SUN LIFE SENTRY INFRASTRUCTURE FUND		1.128.354	1.128.354
**D	WLF LAZ GBL PFD LIS INERA		980.175	980.175
**D	NEWTON MULTI-ASSET GROWTH FUND		456.780	456.780
**D	BNYMTCIL LAZARD GBL EQTY FENCHS FND		5.644.166	5.644.166
**D	BNYMTCIL LAZARD GBL LI EQUITY FD		63.002	63.002
**D	NATWEST DEP NEWTON ML AS DIV RET FD		61.941	61.941
**D	NATWEST DEP NEWTON MA INCOME ED		99.840	99.840
**D	CP2F LAZARD INFRASTRUCTURE		490.050	490.050
**D	ALASKA PERMANENT FUND CORPORATION		22.873	22.873
**D	METROPOLITAN LIFE INSURANCE COMPANY		7.529	7.529
**D	BNY MELLON GLOBAL FUNDS PLC		879.091	879.091
**D	COLONIAL FIRST STATE INVESTMENTS LIMITED.		1.178.994	1.178.994
**D	KAISER PERMANENTE GROUP TRUST		890.308	890.308
**D	KAISER FOUNDATION HOSPITALS		20.216.429	20.216.429
**D	LAZARD GLOBAL LISTED INFRASTRUCTURE PORTFOLIO		6.689	6.689
**D	LAZARD REAL ASSETS AND PRICING OPPORTUNITIES PORTFOLIO		17.742	17.742
**D	LAZARD EQUITY FRANCHISE PORTFOLIO		26.924	26.924
**D	LAZARD ESC GLOBAL LISTED INFRASTRUCTURE PORTFOLIO		264.604	264.604
**D	STATE OF ALASKA RETIREMENT AND BENEFITS PLANS		662.996	662.996
**D	LAZARD GLOBAL INFRASTRUCTURE FUND		1.637.187	1.637.187
**D	LAZARD GLOBAL LISTED INFRASTRUCTURE (CANADA) FUND		217.471	217.471
**D	LAZARD GLOBAL EQUITY FRANCHISE (CANADA) FUND		4.823	4.823
**D	LAZARD GLOBAL INVESTMENT FUNDS PUBLIC LIMITED COMPANY		1.011.739	1.011.739
**D	THE WORKERS' COMPENSATION BOARD		36.067	36.067
**D	BRIGHTHOUSE FUNDS TRUST II - METLIFE MSCI EAFE INDEX ETF		138.759	138.759
**D	OMNIS MANAGED INVESTMENTS ICVC - OMNIS MULTI-ASSET INCOME FUND		3.411.225	3.411.225
**D	LAZARD GLOBAL LISTED INFRASTRUCTURE FUND		142.368	142.368
**D	LAZARD GLOBAL EQUITY FRANCHISE FUND		328.587	328.587
**D	LAZARD GLOBAL EQUITY FRANCHISE FUND		308.563	308.563
**D	LAZARD BEST INVESTMENT CORPORATION		9.156	9.156
**D	SHRIMCHARLOTTE MECKLENBURG HOS AUTH D/B/A CAROLINAS HEALTH SYST			
**D	MORNINGSTAR UNCONSTRAINED ALL FD A SER O MORNINGSTAR FD TR			

43.155.195
6.917875
5.225967



Azionisti:
Azionisti in proprio: 36
Azionisti in delega: 0
Teste: 1



Assemblea Ordinaria del 18 aprile 2019

LISTA ESITO DELLE VOTAZIONE

Oggetto: Determinazione dei compensi spettanti ai componenti del Consiglio di Amministrazione
ASTENUTI

Badge	Ragione Sociale	Proprio	Delega	Totale
6674	AGOSTINI ANTONIO			
**D	MEDIOLANUM BEST BRANDS		112.329	112.329
**D	CHALLENGE FUNDS CHALLENGE ITALIAN EQUITY		56.000	56.000
**D	ACCIDENT COMPENSATION CORPORATION		97.205	97.205
6940	GARRI GERARDINO			
RL*	D&C GOVERNANCE TECHNOLOGIES	1		1
7068	BAVA MARCO GEREMIA CARLO	1		1
7079	D'ATRI GIANFRANCO			
DE*	D'ATRI STELLA		1	1
7307	CARILE DOMENICO			
		31.000		31.000

Totale voti 296.537

Percentuale votanti % 0,047536

Percentuale Capitale % 0,035910

Azionisti:
Azionisti in proprio:

7 Teste:
3 Azionisti in delega:

5
4


LISTA ESITO DELLE VOTAZIONE

Oggetto: Determinazione dei compensi spettanti ai componenti del Consiglio di Amministrazione
NON VOTANTI

Badge	Ragione Sociale	Proprio	Delega	Totale
6674	AGOSTINI ANTONIO		29.645	29.645
**D	GENERALI SMART FUNDS SICAV		70.480	70.480
**D	GENERALI DIVERSIFICATION		54.284	54.284
**D	GIE ALLEANZA OBBLIGAZIONARIO		187.000	187.000
**D	KAIROS INTERNATIONAL SICAV - ITALIA		146.500	146.500
**D	KAIROS INTERNATIONAL SICAV - RISORGIMENTO		28.500	28.500
**D	KAIROS INTERNATIONAL SICAV - TARGET ITALY ALPHA		30.000	30.000
**D	INTERFUND SICAV INTERFUND EQUITY ITALY		714.000	714.000
**D	FIDEURAM ASSET MANAGEMENT (IRELAND) FONDITALIA EQUITY ITALY		22.127	22.127
**D	AMUNDI S.F. EURO EQ MARKET PL		19.000	19.000
**D	FIDEURAM INVESTIMENTI SGR SPA-FIDEURAM ITALIA		7.000	7.000
**D	FIDEURAM INVESTIMENTI SGR SPA-PIR PIANO BILANCIATO 30		430.000	430.000
**D	FIDEURAM INVESTIMENTI SGR SPA-PIR PIANO AZIONI ITALIA		90.000	90.000
**D	FIDEURAM INVESTIMENTI SGR SPA-PIR PIANO BILANCIATO 50		116.837	116.837
**D	EUF - EQUITY ITALY		23.769	23.769
**D	EUF - EQUITY EURO LTE		14.150	14.150
**D	EUF - EQUITY EURO LTE		30.708	30.708
**D	EUF - EQUITY ITALY SMART VOLATILITY			

Totale voti 2.014.000
 Percentuale votanti % 0,322849
 Percentuale Capitale % 0,243889

17 Teste: 1
 0 Azionisti in delega: 17



LISTA ESITO DELLE VOTAZIONE

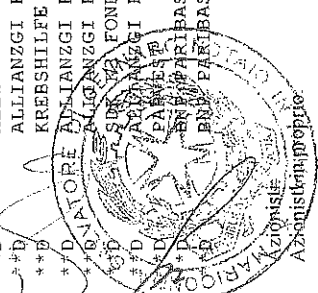
Oggetto: Determinazione dei componenti spettanti ai componenti del Consiglio di Amministrazione
FAVOREVOLI

Badge	Ragione Sociale	Proprio	Delega	Totale
6017	CHIGNOLI GIORGIO	1		1
6034	BOVE KATRIN	7		7
6174	AMBRUZZI DANIELA			
6313	LAPONTE ALBERTO	616		616
DE*	GARRI GERARDINO			
6390	GIORDANA ROBERTO		1	1
DE*	FONDAZIONE CASSA DI RISPARMIO DI CUNEO			
6415	DI CIANNI EMILIO LUIGI		2.283.500	2.283.500
6674	AGOSTINI ANTONIO	1		1
**D	ARCA FONDI SGR - FONDO ARCA AZIONI ITALIA			
**D	FRANKLIN TEMPLETON INVESTMENT FUNDS		400.000	400.000
**D	KEMPEN INTERNATIONAL FUNDS		79.094	79.094
**D	T. ROME PRICE FUNDS SICAV		5.577	5.577
**D	JPMORGAN FUNDS (IRELAND) ICAV		366	366
**D	AVIVA INVESTORS		280	280
**D	ARTEMIS FUNDS (LUX)		1.156.809	1.156.809
**D	ARK LIFE ASSURANCE COMPANY LIMITED		8.638	8.638
**D	BLACKROCK INDEX SELECTION FUND		23.839	23.839
**D	CORONATION GLOBAL OPPORTUNITIES FUND		367.101	367.101
**D	MORGAN STANLEY INVESTMENT FUNDS		144.717	144.717
**D	THE PARTNERS FUND SICAV IRI INVEST S.A.		470.693	470.693
**D	RBC ISB - MMA VIE SA		6.703	6.703
**D	NM5 GIEP PTN ACCOUNT		702.873	702.873
**D	NM5-WIEQ-CNS ACCOUNT		45.809	45.809
**D	DPAM EQUITIES L		10.000	10.000
**D	SCHWAB INTERNATIONAL INDEX FUND		126.404	126.404
**D	THORNBERG INTERNATIONAL EQUITY		171.930	171.930
**D	THE MASTER TRUST BANK OF JAPAN LTD		4.433	4.433
**D	THE MASTER TRUST BANK OF JAPAN LTD		293	293
**D	FIDELITY FUNDS SICAV		509	509
**D	ING DIRECT		2.893.282	2.893.282
**D	THE MASTER TRUST BANK OF JAPAN LTD		45.765	45.765
**D	AMP CAPITAL GLOBAL LISTED INFRASTRUCTURE FUND		52.412	52.412
**D	THE MASTER TRUST BANK OF JAPAN LTD		18.527	18.527
**D	GIM SPECIALIST INVESTMENT FUNDS		25.000	25.000
**D	THE MASTER TRUST BANK OF JAPAN LTD		12.809	12.809
**D	ME PICTET MULTI ASSET FUND		4.284	4.284
**D	JAPAN TRUSTEE SERVICES BANK LTD		6.751	6.751
**D	THORNBURG GLOBAL EQUITY FUND		6.027	6.027
**D	THORNBURG INTERNATIONAL EQUITY FUND		134.917	134.917
**D	THE MASTER TRUST BANK OF JAPAN LTD		2.354	2.354
**D	JAPAN TRUSTEE SERVICES BANK LTD		2.052	2.052
**D	FIDELITY SAL ST FIDELITY GLOBAL EX US IN		2.117	2.117
**D			124.653	124.653

Azionisti:
Azionisti in proprio: 1.366 Teste:
Azionisti in delega: 13 Azionisti in delega: 1.353

LISTA ESITO DELLE VOTAZIONE
 Oggetto: Determinazione dei compensi spettanti ai componenti del Consiglio di Amministrazione
 FAVOREVOLI

Badge	Ragione Sociale	Proprio	Delega	Totale
**D	VANGUARD FUNDS PLC	264.224	264.224	264.224
**D	THORNBURG GLOBAL INVESTMENT PLC	146.895	146.895	146.895
**D	LCAM GLOBAL EQUITY FUNDS	4.597	4.597	4.597
**D	SCHWAB FUNDAMENTAL INTERNATIONAL LARGE COMPANY INDEX FUND	44.385	44.385	44.385
**D	MACQUARIE GLOBAL LISTED INFRASTRUCTURE C	126.047	126.047	126.047
**D	SEI INSTITUTIONAL MANAGED TRUST MULTI-AS	3.095	3.095	3.095
**D	VANGUARD INVESTMENT SERIES PLC	249.245	249.245	249.245
**D	VANGUARD INVESTMENT SERIES PLC	187.689	187.689	187.689
**D	VANGUARD INVESTMENT SERIES PLC	130.464	130.464	130.464
**D	VANGUARD INVESTMENT SERIES PLC	20.589	20.589	20.589
**D	LOS ANGELES CAPITAL GLOBAL FUND PLC	47.802	47.802	47.802
**D	FIDELITY SALEM STREET TRUST: SPARTAN TOTAL INTERNATIONAL INDEX FUND	9.488	9.488	9.488
**D	SEI INST.MAN.TRUST - MIM VOLAT.FUND	15.203	15.203	15.203
**D	FIDELITY UCITS ICAV	100.785	100.785	100.785
**D	FIDELITY SALEM STREET TRUST: FIDELITY SAI INTERNATIONAL VALUE INDEX FUND	1.348	1.348	1.348
**D	FIDELITY UCITS II ICAV	1.648	1.648	1.648
**D	VARIABLE INSURANCE PRODUCTS FUND II: INTERNATIONAL INDEX PORTFOLIO	18.394	18.394	18.394
**D	FIDELITY SALEM STREET TRUST: FIDELITY ZERO INTERNATIONAL INDEX FUND	2.445	2.445	2.445
**D	FIDELITY CONCORD STREET TRUST: FIDELITY SERIES INTERNATIONAL INDEX FUND	2.408	2.408	2.408
**D	MONDRIAN GLOBAL LISTED INFRASTRUCTURE FUND	72.824	72.824	72.824
**D	COHEN & STEERS GLOBAL LIST. INFR.FD	692.909	692.909	692.909
**D	NUVEEN GLOBAL INFRASTRUCTURE FUND	4.314	4.314	4.314
**D	ADVISOR MANAGED TRUST - TACTICAL OFFENSI	3.898	3.898	3.898
**D	CORNERSTONE ADVISORS GLOBAL PUBLIC EQUITY FUND	50.321	50.321	50.321
**D	CORNERSTONE ADVIS GLOBAL PUBLIC EQUITY F	952	952	952
**D	PANAGORA RISK PARITY M.A.C.FD	10.636	10.636	10.636
**D	BAYVK G2 FONDS	20.601	20.601	20.601
**D	UNIVERSAL-CAV	32.929	32.929	32.929
**D	BAYVK A4 FONDS	2.610	2.610	2.610
**D	ALLIANZGI FONDS ALLRA	4.770	4.770	4.770
**D	ALLIANZGI FONDS USES	2.390	2.390	2.390
**D	ALLIANZGI FONDS DUNHILL	8.864	8.864	8.864
**D	ALLIANZGI FONDS PF1	15.253	15.253	15.253
**D	ALLIANZGI FONDS PFALCO	26.910	26.910	26.910
**D	ALLIANZGI FONDS AESAN	18.760	18.760	18.760
**D	ALLIANZGI FONDS AMEV	2.780	2.780	2.780
**D	KREBSHILFE 2 FONDS	4.420	4.420	4.420
**D	ALLIANZGI FONDS CAESAR	3.454	3.454	3.454
**D	ALLIANZGI FONDS AFE	1.860	1.860	1.860
**D	ALLIANZGI FONDS AFE	8.694	8.694	8.694
**D	ALLIANZGI FONDS DPF DILLINGER PENSIONSF	25.708	25.708	25.708
**D	ALLIANZGI FONDS AFE	218.045	218.045	218.045
**D	ALLIANZGI FONDS AFE	107.625	107.625	107.625



LISTA ESITO DELLE VOTAZIONE

Oggetto: Determinazione dei compensi spettanti ai componenti del Consiglio di Amministrazione
FAVOREVOLI

Badge	Ragione Sociale	Proprio	Delega	Totale
**D	BNP PARIBAS B PENSION GROWTH	63.571	63.571	63.571
**D	BNP PARIBAS B PENSION STABILITY	23.327	23.327	23.327
**D	METROPOLITAN RENTASTRO	109.186	109.186	109.186
**D	BNP PARIBAS B PENSION BALANCED	254.733	254.733	254.733
**D	JANUS HENDERSON INSTITUTIONAL EUROPEAN INDEX OPPORTUNITIES FUND	38.364	38.364	38.364
**D	ENHANCED INDEX INTERNATIONAL SHARE FUND	49.993	49.993	49.993
**D	AUSTRALIAN CATHOLIC SUPERAN RETIREM FUND	4.997	4.997	4.997
**D	CLEARVIEW INFRASTRUCTURE FUND	285.033	285.033	285.033
**D	AMP CAP UNHEDGED GL SHS MULTI MAN FUND	7.837	7.837	7.837
**D	AMP INTERNATIONAL EQUITY INDEX FUND HEDG	47.610	47.610	47.610
**D	FIRST STATE INVESTMENTS GLOBAL LISTED IN	219.577	219.577	219.577
**D	IPAC SPEC INV STR INT SHARESTRATEGY NO 1	3.640	3.640	3.640
**D	AMP GLOBAL LISTED INFRAS T INDEX FUND HED	194.707	194.707	194.707
**D	UNISUPER	4.463	4.463	4.463
**D	WHOLESALE UNIT TRUST GL. INFRASTRUCTURE F	51.421	51.421	51.421
**D	AMP CAPITAL GLOBAL LISTED INFRASTR. FD	98.321	98.321	98.321
**D	BPSS SYD/UNISUPER	730.445	730.445	730.445
**D	WHOLESALE UNIT TRU MSCI GLOB IND SHAR FU	2.735	2.735	2.735
**D	IPAC SPEC INVEST STR LISTED GL INFR	43.532	43.532	43.532
**D	AMP CAP GLO INFRA SEC F (UNHEDGED)MAN FU	8.137	8.137	8.137
**D	AMP CAPITAL GLOBAL INFR SECUR FUND UNHED	388.717	388.717	388.717
**D	AMP GLOBAL LISTED INFR MARKET IND FD HE	414.804	414.804	414.804
**D	MERCER UNHEDGED OVERSEAS SHARES TRUST	1.004	1.004	1.004
**D	FCP BNP PARIBAS ACTIONS EUROPE	2.092	2.092	2.092
**D	FCP ALM ACTIONS EURO	147.438	147.438	147.438
**D	IPA CORPORATE ACTIONS AND INCOME	79.355	79.355	79.355
**D	STICHTING AHOLD DELHAIZE PENSTOEN	32.840	32.840	32.840
**D	ACTIAM RESPONSIBLE INDEX FUND EQUITY EUR	123.595	123.595	123.595
**D	FONDS DE RESERVE POUR LES RETRAITES	276.461	276.461	276.461
**D	ERAFP ACTIONS EUROS 1	1.131.621	1.131.621	1.131.621
**D	SWISS LIFE LUXEMBOURG SA	69.419	69.419	69.419
**D	BANQUE PICTET & CIE SA	5.761	5.761	5.761
**D	PICTET GLOBAL SELECTION FUND	131.013	131.013	131.013
**D	PICTET GLOBAL SELECTION FUND - GLOB	4.473.727	4.473.727	4.473.727
**D	PICTET-EUROLAND INDEX	25.964	25.964	25.964
**D	PICTET-EUROPE INDEX	93.331	93.331	93.331
**D	FOREIGN STOCK INDEX MOTHER FUND	13.457	13.457	13.457
**D	SHINKO GLOBAL EQUITY INDEX MOTHER FUND	337	337	337
**D	GLOBAL HIGH DIVIDEND EQUITY MOTHER FUND	270.000	270.000	270.000
**D	FTSE-EDREC RISK EFFICIENT INT DEVELOPED COUNTRIES INDEX	796	796	796
**D	GIVI GLOBAL EQUITY FUND A SERIES TRUST OF GLOBAL MULTI STRATEGY	10.759	10.759	10.759
**D	UBI SICAV	28.401	28.401	28.401
**D	MACQUARIE - GLOBAL LISTED INFR FD	34.404	34.404	34.404

Azionisti:

1.366

13

Azionisti in proprio:

21


1.353

Pagina 6

LISTA ESITO DELLE VOTAZIONE

Oggetto: Determinazione dei compensi spettanti ai componenti del Consiglio di Amministrazione FAVOREVOLI

Badge	Ragione Sociale	Proprio	Delega	Totale
**D	BROOKFIELD INVESTMENT FUNDS UCITS		394.649	394.649
**D	JSS INVESTMENTFONDS II		107.309	107.309
**D	MAPLE BROWN ABBOTT FUNDS PLC		422.684	422.684
**D	NFS LIMITED TRAFALGAR COURT ADMIRAL		6.125	6.125
**D	SHELL TRUST (BERMUDA) LTD AS TRUSTEE OF THE SHELL OVERSEAS CONTRIBUTORY PENSION FUND		8.623	8.623
**D	SHELL TRUST (BERMUDA) LIMITED AS TRUSTEE OF THE SHELL INTERNATIONAL PENSION FUND		6.820	6.820
**D	NFS LIMITED TRAFALGAR COURT ADMIRAL		21.024	21.024
**D	CONSTRUCTION AND BUILDING UNIONS SUPERANNUATION FUND		27.903	27.903
**D	VANGUARD GLOBAL MINIMUM VOLATILITY FUND		1.004	1.004
**D	VANGUARD INTERNATIONAL SHARE INDEX FUND		149.377	149.377
**D	VANGUARD GLOBAL INFRASTRUCT. INDEX FUND		109.066	109.066
**D	SAS TRUSTEE CORPORATION		6.197	6.197
**D	H.E.S.T. AUSTRALIA LIMITED		23.597	23.597
**D	CONSTRUCTION AND BUILDING UNIONS SUPERANNUATION FUND		11.691	11.691
**D	LGIA SUPER TRUSTEE AS TRUSTEE FOR LGIA		231.305	231.305
**D	CONSTRUCTION AND BUILDING UNIONS SUPERANNUATION FUND		17.287	17.287
**D	UBS ASSET MANAGEMENT LIFE LTD		323.117	323.117
**D	JPMORGAN CHASE BANK - PB - UNITED STATES TRUSTS		1.376	1.376
**D	BANCO CENTRAL DE TIMOR EST		35.091	35.091
**D	THE BOEING COMPANY EMPLOYEE RETIREMENT PLANS MASTER TRUST		265.022	265.022
**D	THE BOEING COMPANY EMPLOYEE RETIREMENT PLANS MASTER TRUST		196.838	196.838
**D	ROCKEFELLER & CO., INC		13.781	13.781
**D	TCOREM INDEXED INTERNATIONAL SHARE (UNHEGGED) FUND		5.909	5.909
**D	FIDELITY FIRST GLOBAL FUND		922	922
**D	ANZ WHOLESALE INTERN. SHARE NO. 1 FUND		1.760	1.760
**D	OPTIMIX GLOBAL LISTED INFRASTRUCTUR		138.970	138.970
**D	VANGUARD ETHICALLY CONSCIOUS INTERNATIONAL SHARES INDEX FUND		4.181	4.181
**D	JPMORGAN CHASE BANK - PB - UNITED STATES PARTNERSHIP		1.214	1.214
**D	ONEPATH LOW VOLATILITY GLOBAL EQ IN POOL		31.278	31.278
**D	TELSTRA SUPERANNUATION SCHEME		268.333	268.333
**D	ONEPATH GLOBAL SHARES - GLOBAL INFRASTRUCTURE (HEDGED) INDEX POOL		790.025	790.025
**D	CONNECTICUT GENERAL LIFE INSURANCE COMPANY		975	975
**D	FQ ESSENTIAL BETA FUND LTD		5.000	5.000
**D	LUCRE PTY LTD FOR THE LABOUR UNION CO-OPERATIVE RETIREMENT FUND		3.154	3.154
**D	ONEPATH GLOBAL SHARES - LARGE CAP (UNHEGGED) INDEXPOOL		47.062	47.062
**D	IBM PERSONAL PENSION PLAN TRUST		3.114	3.114
**D	NEW YORK LIFE INSURANCE		2.620	2.620
**D	NEW YORK LIFE INSURANCE COMPANY		25.396	25.396
**D	BONARDIER TRUST U.S. MASTER TRUST		71.097	71.097
**D	THE WORLD MINIMUM VOLATILITY IND FD		9.387	9.387
**D	THE RAPI DEVELOPED 1000 INDEX FUND		4.423	4.423
**D	ALCALA CALOUSTE GULBENKIAN		10.978	10.978
**D	MASTER PENSION TRUST SBC MASTER PENSION TRUST 208		12.180	12.180



Assemblea Ordinaria del 18 aprile 2019

LISTA ESITO DELLE VOTAZIONI

Oggetto: Determinazione dei componenti spettanti ai componenti del Consiglio di Amministrazione
FAVOREVOLI

Badge	Ragione Sociale	Proprio	Delega	Totale
**D	JNL/MELLON CAPITAL INTNAL INDEX FUND		61.908	61.908
**D	FLEXSHARES INTERNATIONAL QUALITY DIVIDEND DEFENSIVE INDEX FUND		10.449	10.449
**D	FLEXSHARES MORNINGSTAR DEVELOPED MARKETS EX-US FACTOR TILT INDEX FUND		19.090	19.090
**D	FLEXSHARES INTERNATIONAL QUALITY DIVIDEND INDEX FUND		85.207	85.207
**D	VANTAGETRUST III MASTER COLLECTIVE INVESTMENT FUNDS TRUST		29.337	29.337
**D	T ROWE PRICE INTERNATIONAL EQUITY INDEX FUND		23.646	23.646
**D	JNL/FIRST STATE GLOBAL INFRASTRUCTURE FUND	1.415.758		1.415.758
**D	ABU DHABI RETIREMENT PENSIONS AND BENEFITS	14.498		14.498
**D	JNL-S&P INTERNATIONAL 5 FUND	17.551		17.551
**D	SBC MASTER PENSION TRUST	21.057		21.057
**D	FLEXSHARES STOXX GLOBAL BROAD INFRASTRUC	255.564		255.564
**D	GOLDMAN SACHS TRUST -- GOLDMAN SACHS ABSOLUTE RETURN TRACKER FUND	5.100		5.100
**D	GOLDMAN SACHS TRUST- GOLDMAN SACHS INTER	37.999		37.999
**D	PUBLIC EMPLOYEES RETIREMENT SYSTEM OF OHIO	52.653		52.653
**D	MTB GOVERNMENT PENSION INVESTMENT FUND 4	1.851.962		1.851.962
**D	THE MASTER TRUST BANK OF JAPAN LTD	534.027		534.027
**D	SHELL PENSIONS TRUST LIMITED AS TRUSTEE OF SHELL CONTRIBUTORY PENSION FUND	8.172		8.172
**D	THE BARCLAYS BANK UK RETIREMENT FUND	5.556		5.556
**D	VANGUARD FIDUCIARY TRUST COMPANY EUROPEAN STOCK INDEX TRUST	26.977		26.977
**D	VANGUARD TOTAL INTERNATIONAL STOCK INDEXFUND	8.313.191		8.313.191
**D	MTB FOR GOVERNMENT PENSION FD45828	257.809		257.809
**D	THE MASTER TRUST BANK OF JAPAN LTD	1.009.491		1.009.491
**D	VGV POOLFONDS PAI	18.301		18.301
**D	ALLIANZGI-FONDS DSPT	13.752		13.752
**D	FIDELITY EUROPEAN VALUES PLC	694.350		694.350
**D	FIDELITY INVESTMENT FUNDS III FIDELITY DIVERSIFIED GROWTH FUND	2.851		2.851
**D	STICHTING PENSTOENFONDS VOOR HUISARTSEN	18.449		18.449
**D	THE MASTER TRUST BANK OF JAPAN	247.489		247.489
**D	BUREAU OF LABOR FUNDS- LABOR PENSION FUND	902		902
**D	BUREAU OF LABOR FUNDS- LABOR PENSION FUND	17.316		17.316
**D	BUREAU OF LABOR FUNDS-LABOR RETI FUND	5.091		5.091
**D	BUREAU OF LABOR FUNDS-LABOR RETI FUND	3.834		3.834
**D	BUREAU OF LABOR FUNDS-LABOR INSURANCE FUND	103.677		103.677
**D	BUREAU OF LABOR FUNDS-- LABOR PENSION FUND	102.123		102.123
**D	CITY OF PHILADELPHIA PUBLIC EMPLOYEES RETIREMENT SYSTEM	104.328		104.328
**D	STATE OF WYOMING	27.166		27.166
**D	FIDELITY INVESTMENT FUNDS - FIDELITY INDEX WORLD FUND	16.453		16.453
**D	FIDELITY INVESTMENT FUNDS EUROPEAN FUND	1.507.785		1.507.785
**D	FIDELITY INVESTMENT FUNDS - FIDELITY INDEX EUROPE EX UK FUND	22.531		22.531
**D	TRUST AND CUSTODY SERVICES BANK LIMITED	43.688		43.688
**D	JPMORGAN BETABUILDERS EUROPE ETF	181.263		181.263
**D	JPMORGAN DIVERS RETURN EU EQUIT ETF	1.901		1.901
**D	OSSHARES FTSE EUROPE QUALITY DIVIDEND ETF	3.336		3.336


Azionisti:
Azionisti in proprio:

1.366 Teste:
13 Azionisti in delega:

21
1.353

LISTA ESITO DELLE VOTAZIONE
 Oggetto: Determinazione dei compensi spettanti ai componenti del Consiglio di Amministrazione FAVOREVOLI

Badge	Ragione Sociale	Proprio	Delega	Totale
**D	OPPENHEIMER MACQUARIE GLOBAL INFRASTR EU	268.777	268.777	268.777
**D	JPMORGAN DIVERSIFIED FUND	2.033	2.033	2.033
**D	HCNI II LLC	74.500	74.500	74.500
**D	STAR FAMILY FOUNDATION	13.095	13.095	13.095
**D	NEW YORK LIFE INSURANCE AND ANNUITY CO	30.945	30.945	30.945
**D	KATHERINE C. MOORE CHARITABLE LEAD ANNUITY TRUST I	959	959	959
**D	UNITED STATES STEEL CORPORATION REPRESENTED RETIREES BENEFIT TRUST	524	524	524
**D	ARELJAY II LLC	227.700	227.700	227.700
**D	COMINGLED PENSION TRUST FUND (INTREPID INTERNATIONAL) OF JPMORGAN CHASE BANK	134.977	134.977	134.977
**D	HOBART FAMILY INVESTMENTS LLC	1.982	1.982	1.982
**D	THE KATHERINE MOORE REVOCABLE TRUST	486	486	486
**D	JAMES A STAR	105.154	105.154	105.154
**D	CROWN FUND	747.961	747.961	747.961
**D	CROWN FUND II	365.300	365.300	365.300
**D	COLONEL HENRY CROWN SCHOLARSHIP FUND	1.290	1.290	1.290
**D	CROWN ICF FUND LLC	149.000	149.000	149.000
**D	CROWN FAMILY FOUNDATION	92.400	92.400	92.400
**D	ARIE & IDA CROWN MEMORIAL	323.600	323.600	323.600
**D	FIDELITY INVESTMENTS MONEY MANAGEMENT INC	1.326	1.326	1.326
**D	PROSHARES DJ BROOKFIELD GLOB. INFRASTR. ET	40.817	40.817	40.817
**D	THE BOMBARDIER TRUST (UK)	590.750	590.750	590.750
**D	BOMBARDIER TRUST (CANADA) REAL RETURN ASSET FUND	530.276	530.276	530.276
**D	BROOKFIELD GLOBAL INFRASTRUCTURE SECURIT	174.400	174.400	174.400
**D	BROOKFIELD GLOBAL LISTED INFRASTRUCTURE	427.800	427.800	427.800
**D	FONDS DE SOLIDARITE DES TRAV. QUEBEC FTQ	15.701	15.701	15.701
**D	RARE INFRASTRUCTURE VALUE FUND HEDGED	1.035.155	1.035.155	1.035.155
**D	RARE INFRASTRUCTURE INCOME FUND	5.683	5.683	5.683
**D	RARE INFRASTRUCTURE VALUE FUND UNHEDGED	1.027.448	1.027.448	1.027.448
**D	4D GLOBAL INFRASTRUCTURE FUND	28.045	28.045	28.045
**D	MAPLE BROWN ABBOT GLOBAL LISTED INER FD	692.746	692.746	692.746
**D	MANULIFE INVESTMENT EXCHANGE FUND CORP	72.700	72.700	72.700
**D	MANULIFE GLOBAL INFRASTRUCTURE FUND	237.300	237.300	237.300
**D	MANULIFE SOBEYS GLOBAL EQUITY FUND UT	147.700	147.700	147.700
**D	REGIME DE RETRAITE DU PERSONNEL DES CPE	156.977	156.977	156.977
**D	LABORERS PENSION FUND OF WESTERN CANADA	54.900	54.900	54.900
**D	SVS TPI INCOME BUILDER I	83.764	83.764	83.764
**D	HELABA INVEST KAPITALANLAGESELLSCHAFT MBH	63.642	63.642	63.642
**D	SWISS NATIONAL BANK	3.145.062	3.145.062	3.145.062
**D	COMPTON ODIER FUNDS (SWITZERLAND) SA I3D	62.059	62.059	62.059
**D	TRUSTEE CUSTODY SERVICES BANK LTD	60.627	60.627	60.627
**D	TRUSTEE CUSTODY SERVICES BANK LTD AS TRUSTEE FOR PENSION INVESTMENT FUND TRUST NUMBER 21	9.201	9.201	9.201
**D	TRUSTEE CUSTODY SERVICES BANK LTD AS TRUSTEE FOR PENSION INVESTMENT FUND TRUST NUMBER 21	736.712	736.712	736.712
**D	TRUSTEE CUSTODY SERVICES BANK LTD AS TRUSTEE FOR PENSION INVESTMENT FUND TRUST NUMBER 21	280.534	280.534	280.534



LISTA ESITO DELLE VOTAZIONI

Oggetto: Determinazione dei compensi spettanti ai componenti del Consiglio di Amministrazione
FAVOREVOLI

Badge	Ragione Sociale	Proprio	Delega	Totale
***D	THE HSBC GROUP HONG KONG LOCAL STAFF RETIREMENT BENEFIT SCHEME		2.927	2.927
***D	ALLIANZ CHOICE BEST STYLES EUROPE FUND		31.810	31.810
***D	HSBC MANAGED STABLE FUND	164	164	164
***D	HSBC MANAGED STABLE GROWTH FUND	176	176	176
***D	HSBC MANAGED BALANCED FUND	1.384	1.384	1.384
***D	HSBC MANAGED GROWTH FUND	2.397	2.397	2.397
***D	FTSE ALL WORLD INDEX FUND	29.932	29.932	29.932
***D	CENTRAL FINANCE BOARD METHODIST CHURCH	3.430	3.430	3.430
***D	AI STRATEGIC GLOBAL EQUITY FUND	87.697	87.697	87.697
***D	REASSURE LIMITED	143.061	143.061	143.061
***D	AI GLOBAL EQUITY FUND	90.808	90.808	90.808
***D	FRIENDS LIFE AND PENSIONS LIMITED PIXHAM END	58.340	58.340	58.340
***D	FRIENDS LIFE FUNDS LIMITED	106.000	106.000	106.000
***D	FIRST STATE GLOBAL UMBRELLA FUND PLC-FIR	16.427	16.427	16.427
***D	HSBC GLOBAL ASSET MANAGEMENT LTD	2.570	2.570	2.570
***D	PUM ACS EUROPEAN EX UK FUND	64.274	64.274	64.274
***D	FIRST STATE GLOBAL UMBRELLA FUND PLC	1.519.616	1.519.616	1.519.616
***D	HSBC EUROPEAN INDEX FUND	136.191	136.191	136.191
***D	PHOENIX LIFE LIMITED	309.066	309.066	309.066
***D	WEST YORKSHIRE PENSION FUND	150.000	150.000	150.000
***D	TALOS CAPITAL DESIGNATED ACTIVITY COMPAN	12.656.265	12.656.265	12.656.265
***D	HSBC MSCI EUROPE UCITS ETF	17.658	17.658	17.658
***D	HSBC GLOBAL INVESTMENT FUNDS	4.245	4.245	4.245
***D	NATIONAL GRID UK PENSION SCHEME	19.051	19.051	19.051
***D	PUM EUROPEAN UNIT TRUST	5.952	5.952	5.952
***D	PUM BOTHWELL EUROPE FUND	377.233	377.233	377.233
***D	HSBC ETFS	6.266	6.266	6.266
***D	SONDERVERMOEGEN ALLIANZ VGI 1 FONDS	9.010	9.010	9.010
***D	MELLON OFFSHORE FUNDS C/O CIBC BANK AND TRUST COMPANY (CAYMAN) LIMITE	1.851.790	1.851.790	1.851.790
***D	SIX CIRCLES INTERNAT UNCONSTRAIN EQ FUND	77.768	77.768	77.768
***D	FONDAZIONE ROMA SIF	2.687	2.687	2.687
***D	ABERDEEN MONCEAU	4.861	4.861	4.861
***D	LA FRANCAISE INFLECTION POINT ACTION EUR	55.385	55.385	55.385
***D	CAISSE DES DEPOTS ET CONSIGNATIONS	30.252	30.252	30.252
***D	UNIVERSE THE CMI GLOBAL NETWORK FUND	59.558	59.558	59.558
***D	KAPITALFORENINGEN PENSAM INVEST PSI 10 GLOBALE AKTIER	24.939	24.939	24.939
***D	ROBECO CAPITAL GROWTH FUND	1.746	1.746	1.746
***D	DEAM INVEST B	329.696	329.696	329.696
***D	STICHTING SHELL PENSIOENFONDS	13.830	13.830	13.830
***D	ROBECO UMBRELLA FUND I N.V.	2.663	2.663	2.663
***D	BLACKROCK INSTITUTIONAL POOLED FUNDS PLC	77.931	77.931	77.931
***D	NFS LIMITED TRAFALGAR COURT ADMIRAL	16.153	16.153	16.153
***D	BANCO CENTRAL DE TIMOR EST	31.826	31.826	31.826

Azionisti:
Azionisti in proprio:

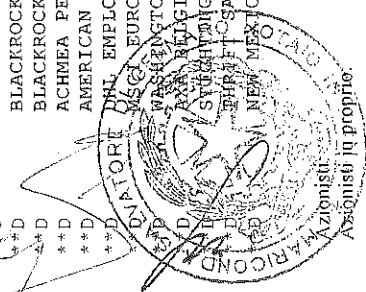
1.366 Teste:
13 Azionisti in delega:

21
1.353

LISTA ESITO DELLE VOTAZIONE

Oggetto: Determinazione dei compensi spettanti ai componenti del Consiglio di Amministrazione FAVOREVOLI

Badge	Ragione Sociale	Proprio	Delega	Totale
**D	CONNECTICUT GENERAL LIFE INSURANCE COMPANY	6.895	6.895	6.895
**D	BRUNEI SHELL RETIREMENT BENEFIT FUND	1.353	1.353	1.353
**D	AXA EQUITABLE LIFE INSURANCE CO	4.433	4.433	4.433
**D	FIDUCIARY TRUST COMPANY INTERNATIONAL AS	1.033	1.033	1.033
**D	ADVANCE INTERNATIONAL SHARE INDEX FUND	44.763	44.763	44.763
**D	ISHARES WHOLESAL SCREENED INTERNATIONAL EQUITY INDEX FUND	4.018	4.018	4.018
**D	ISHARES EDGE MSCI WORLD MINIMUM VOLATILI	1.103	1.103	1.103
**D	BLACKROCK GLOBAL LISTED INERASTRUCTURE F	72.199	72.199	72.199
**D	ISHARES WHOLESAL INTERNATIONAL EQUITY INDEX FUND	34.032	34.032	34.032
**D	ISHARES ALLCOUNTRY EQUITY INDEX FUND	2.538	2.538	2.538
**D	BLACKROCK FISSION INDEXED INTL EQUITY FD	3.364	3.364	3.364
**D	RETIREMENT INCOME PLAN OF SAUDI ARABIAN OIL COMPANY	2.751	2.751	2.751
**D	NVIT INTERNATIONAL INDEX FUND	75.189	75.189	75.189
**D	EQ ADVISORS TRUST - AXA INTERNATIONAL CORE MANAGED VOLATILITY PORTFOLIO	25.818	25.818	25.818
**D	EQ ADVISORS TRUST-AXA/TEMPLETON GLOBAL EQUITY MANAGED VOLATILITY PORTFOLIO	5.072	5.072	5.072
**D	EQ ADVISORS TRUST-AXA GLOBAL EQUITY MANAGED VOLATILITY PORTFOLIO	22.075	22.075	22.075
**D	EQ ADVISORS TRUST - ATM INTERNATIONAL MANAGED VOLATILITY PORTFOLIO	39.091	39.091	39.091
**D	EQ ADVISORS TRUST - ATM INTERNATIONAL MANAGED VOLATILITY PORTFOLIO	15.611	15.611	15.611
**D	EQ ADVISORS TRUST - AXA INTERNATIONAL MANAGED VOLATILITY PORTFOLIO	72.594	72.594	72.594
**D	EQ ADVISORS TRUST - AXA INTERNATIONAL MANAGED VOLATILITY PORTFOLIO	19.450	19.450	19.450
**D	EQ ADV DYNAMIC MODERATE GROWTH PORTFOLIO	4.319	4.319	4.319
**D	EQ ADVISORS TRUST - AXA / AB DYNAMIC GROWTH PORTFOLIO	146.070	146.070	146.070
**D	AVIVA LIFE & PENSIONS UK LIMITED	14.430	14.430	14.430
**D	THE MASTER TRUST BANK OF JAPAN, LTD. AS TRUSTEE FOR MUTB400045792	48.103	48.103	48.103
**D	NATIONWIDE INTERNATIONAL INDEX FUND	1.588	1.588	1.588
**D	BUREAU OF LABOR FUNDS- LABOR PENSION FUND	3.415	3.415	3.415
**D	BUREAU OF LABOR FUNDS- LABOR PENSION FUND	8.825	8.825	8.825
**D	BUREAU OF LABOR FUNDS-LABOR RETI FUND	13.826	13.826	13.826
**D	AVIVA INVESTORS INVESTMENT FUNDS ICVC AVIVA INVESTORS INTERNATIONAL INDEX TRACK	180.723	180.723	180.723
**D	ARTEMIS GLOBAL EQUITY INCOME FUND	158.157	158.157	158.157
**D	ARTEMIS MONTHLY DISTRIBUTION FUND	6.588	6.588	6.588
**D	BLACKROCK INTERNATIONAL INDEX V.I. FUND OF BLACKROCK VARIABLE SERIES FUNDS	43.276	43.276	43.276
**D	THE MASTER TRUST BANK OF JAPAN	3.972.740	3.972.740	3.972.740
**D	BLACKROCK INSTITUTIONAL TRUST COMPANY N.A. INVESTMENT FUNDS FOR EMPLOYEE BENEFIT TRUSTS	120.280	120.280	120.280
**D	BLACKROCK MSCI EAFE EQUITY NY N.A. INVESTMENT FUNDS FOR EMPLOYEE BENEFIT TRUSTS	402.674	402.674	402.674
**D	ACHMEA PENSIOEN- EN LEVENSVZERKEKERINGEN	2.958	2.958	2.958
**D	AMERICAN UNIVERSITY	35.558	35.558	35.558
**D	AMERICAN UNIVERSITY	381	381	381
**D	MSCI EUROPE EQUITY ESG SCREENED INDEX FU	22.840	22.840	22.840
**D	WASHINGTON STATE INVESTMENT BOARD	431	431	431
**D	AXA BELGIUM S A	46.866	46.866	46.866
**D	SYRATHING PENSIOENFONDS VOOR VERLOSKUNDI	1.718.964	1.718.964	1.718.964
**D	THRAFFIC SAVINGS PLAN	1.798	1.798	1.798
**D	NEW MEXICO STATE INVESTMENT COUNCIL			



LISTA ESITO DELLE VOTAZIONI

Oggetto: Determinazione dei componenti spettanti ai componenti del Consiglio di Amministrazione
FAVOREVOLI

Badge	Ragione Sociale	Proprio	Delega	Totale
**D	NEW MEXICO STATE INVESTMENT COUNCIL	21.121	21.121	21.121
**D	AURION GLOBAL EQUITY FUNDS	1.849	1.849	1.849
**D	NBMC EAFE EQUITY INDEX FUND - CLASS N	11.571	11.571	11.571
**D	ASSOCIATION BIENF RETR POL VILLE MONTREA	11.600	11.600	11.600
**D	NBMC PUBLIC INFRASTRUCTURE (2017)	71.019	71.019	71.019
**D	NM5 GIEP BRI ACCOUNT	38.582	38.582	38.582
**D	FCP LBPAM AVENIR EURO	2.499	2.499	2.499
**D	FCP LBPAM ACTIONS EURO LARGE CAP	51.055	51.055	51.055
**D	FCP FEDERIS IRC ACTIONS	53.407	53.407	53.407
**D	COLUMBIA GLOBAL INFRASTRUCTURE FUND	361.500	361.500	361.500
**D	MULTI-MANAGER DIRECTIONAL ALTERNATIVE STRATEGIES FUND	4.667	4.667	4.667
**D	NM5-WIEQ-NVN ACCOUNT	10.480	10.480	10.480
**D	NM5 WIEQ BRF ACCOUNT	29.800	29.800	29.800
**D	NM5 GIEP NVN ACCOUNT	57.239	57.239	57.239
**D	ANIMA SGR- ANIMA GEO ITALIA	138.915	138.915	138.915
**D	ANIMA SGR SPA ANIMA SELEZIONE EUROPA	281.368	281.368	281.368
**D	ANIMA SGR SPA ANIMA ALTO POTENZIALE EUROPA	155.000	155.000	155.000
**D	ANIMA SGR- ANIMA ITALIA	92.496	92.496	92.496
**D	ANIMA EUROPA ANIMA SGR SPA	127.500	127.500	127.500
**D	BNYMTCIL CGF WDEQ LA	14.122	14.122	14.122
**D	STATE OF WISCONSIN INVESTMENT BOARD	434.445	434.445	434.445
**D	THE GOVERNMENT EMPLOYEES PENSION FUND GEPF	16.876	16.876	16.876
**D	SUBSIDIZED SCHOOLS F FUND NORTHERN	6.054	6.054	6.054
**D	THE HARTFORD RETIREMENT PLAN TRUST FOR US EMPLOYEES	9.947	9.947	9.947
**D	LEGG MASON GLOBAL INFRASTRUCTURE ETF	10.127	10.127	10.127
**D	KAPITALFORENINGEN EMD INVEST GLOBALE AKTIER III	2.288	2.288	2.288
**D	RARE GLOBAL INFRASTRUCTURE VALUE FUND	41.949	41.949	41.949
**D	GS TACS MARKET CONTINUOUS INTERNATIONAL	28.450	28.450	28.450
**D	DT INTERNATIONAL STOCK INDEX FUND	26.742	26.742	26.742
**D	GREAT WEST CORE STRATEGIES INTERNATIONAL EQUITY FUND	2.112	2.112	2.112
**D	RCKFLR BROS RHMBLN ACWI EXUS 290611 ROCKEFELLER BROTHERS FUND INC	1.278	1.278	1.278
**D	PRU INCOME BULLDER JEN EQ INC PDKD	35.238	35.238	35.238
**D	BNYMTCIL WINTON EUROPEAN EQU ED T	10.054	10.054	10.054
**D	BNYMTCIL WINTON GLOBAL EQUITY FD TR	1.729	1.729	1.729
**D	LEGAL AND GENERAL UCITS ETF PLC	14.921	14.921	14.921
**D	NATIONAL BANK TRUST	2.111.681	2.111.681	2.111.681
**D	VANGUARD FTSE ALL WORLD EX US INDEX FUND	948.975	948.975	948.975
**D	VANGUARD EUROPEAN STOCK INDEX FUND	1.035.863	1.035.863	1.035.863
**D	USBK TR QKR GBLBL TAC ALL FUND	40.865	40.865	40.865
**D	MACQUARIE MANAGEMENT HOLDINGS INC	5.258	5.258	5.258
**D	WESPATH FUNDS TRUST	2.947	2.947	2.947
**D	UMC BENEFIT BOARD, INC	30.969	30.969	30.969
**D	ALAMOSIA LLC	719	719	719


Azionisti:
Azionisti in proprio:

1.366 Teste:
13 Azionisti in delega:

21
1.353

LISTA ESITO DELLE VOTAZIONE
Oggetto: Determinazione dei compensi spettanti ai componenti del Consiglio di Amministrazione FAVOREVOLI

Table with columns: Badge, Ragione Sociale, Proprio, Delega, Totale. Lists various investment funds and their respective values.



Assemblea Ordinaria del 18 aprile 2019

LISTA ESITO DELLE VOTAZIONI

Oggetto: Determinazione dei compensi spettanti ai componenti del Consiglio di Amministrazione
FAVOREVOLI

Badge	Ragione Sociale	Proprio	Delega	Totale
**D	2048 APG DME LACM GL		190.372	190.372
**D	SSGA GLOBAL TEMC STRAT POOL		6.525	6.525
**D	PANACORA RISK PARITY MULTI ASSET MASTER FUND LTD		14.274	14.274
**D	THE BANK OF NEW YORK MELLON EMPLOYEE BENEFIT COLLECTIVE INVESTMENT FUND PLAN		398.213	398.213
**D	CF DV INTERNATIONAL STOCK INDEX FUND		22.983	22.983
**D	PHILADELPHIA GAS WORKS PENSION PLAN	746		746
**D	PSG DIVERSIFIED INFRASTRUCTURE LLC	9.200		9.200
**D	FIRST STATE INVESTMENTS ICVC FIRST STATE GLOBAL LISTED INFRASTRUCTURE FUND	2.869.220		2.869.220
**D	THE COMMONWEALTH FUND	115		115
**D	THE UNIVERSITY COURT OF THE UNIVERSITY OF GLASGOW	2.087		2.087
**D	RELIANCE TRUST INSTITUTIONAL RETIREMENT TRUST	42.500		42.500
**D	AUTO CLUB GROUP	31.014		31.014
**D	BRIDGE BUILDER INTERNATIONAL EQUITY FUND	18.087		18.087
**D	IVY PROSHARES MSCI ACWI INDEX FUND	1.190		1.190
**D	ADVANCED SERIES TRUST -AST ACADEMIC STRATEGIES ASSET ALLOCATION PORTFOLIO	14.607		14.607
**D	MACQUARIE GLOBAL INFRASTRUCTURE TOTAL RETURN FUND INC	926.511		926.511
**D	U S BANK NATIONAL ASSOCIATION	20.365		20.365
**D	BNY MELLON GLOBAL INFRASTRUCTURE INCOME FUND	29.662		29.662
**D	STEWARDSHIP FOUNDATION	278		278
**D	WBW TRUST NUMBER ONE	333		333
**D	1975 IRREV TRUST OF C D WEYERHAEUSER	641		641
**D	CDW 73 IRR PARA GL	212		212
**D	AZL NFJ INTERNATIONAL VALUE FUND	1.608		1.608
**D	NKB SII EUROPE VALUE	9.307		9.307
**D	NKB SII GLOBAL AKTIER MIN RISIKO	75.300		75.300
**D	EMPLOYEES RETIREMENT SYSTEM OF TEXAS	125.000		125.000
**D	DEUTSCHE XTRKS MSCI ALL WORLD HDG	2.300		2.300
**D	BOK MCM DM PEQ	19.496		19.496
**D	AOHIT HAI RHUMBLINE EAFE THE ARCHDIOCESE OF HARTFORD INVESTMENT TRUST	310		310
**D	HRCD RPMT HAP RHUMBLINE EAFE	266		266
**D	PUBLIC EMPLOYEES RETIREMENT SYSTEM OF MISSISSIPPI	73.202		73.202
**D	BNY MELLON GLOBAL FUNDS PLC	45.449		45.449
**D	GAMMA EMIRATES INVESTMENTS LLC	1.082		1.082
**D	NYKREDIT INVEST TAKTISK ALLOKERING	5.637		5.637
**D	WILM MULTI MGR FD JO HAMBRO	121.400		121.400
**D	56053 IP GLOBAL EQUITIES I	30.968		30.968
**D	PS FTSE RAFI EU UCITS ETF BNYMTCIL	623		623
**D	POWERSHARES GLOBAL FUNDS IRELAND PLC	500		500
**D	PS FTSE RAFI DEVEL MAR EX US PORT	52.037		52.037
**D	BNYMTCIL GIG EUROPEAN EQ ALTER TRAD	1.968		1.968
**D	PRUDENTIAL INVESTMENT PORTFOLIOS INC PRUDENTIAL BALANCED FUND	1.143		1.143
**D	AST JENNISON GLOBAL INFRASTR PDMN	17.680		17.680
**D	PRU JEN GL INFRASTRUCTURE FUND PDLF	56.765		56.765

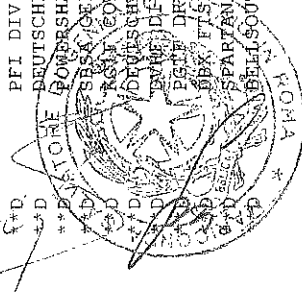
Azionisti:
Azionisti in proprio: 1.366

Teste: 21
Azionisti in delega: 1.353

Pagina 14

LISTA ESITO DELLE VOTAZIONE
 Oggetto: Determinazione dei compensi spettanti ai componenti del Consiglio di Amministrazione
 FAVOREVOLI

Badge	Regione Sociale	Proprilo	Delega	Totale
**D	AST MORGAN STANLEY MULTI ASSET PDMS	2.158	2.158	432
**D	GREAT WEST INTERNATIONAL INDEX FUND	38.306	38.306	26.720
**D	COMMONWEALTH OF PENNSYLVANIA PUBLIC SCHOOL EMPLOYEES RETIREMENT SYSTEM	104.200	104.200	486.731
**D	ALLSTATE LIFE INSURANCE COMPANY	8.512	8.512	338.917
**D	RFI INTL EQUITY INDEX FUND	37.630	37.630	67.339
**D	BNYTD CF MACQUARIE GBL INFRS SRS FD	69.224	69.224	78.780
**D	RFI OVERSEAS FD PMC	19.191	19.191	48.656
**D	BNYTD CF CANLIFE GBLB INFRA FD	58.286	58.286	747.392
**D	CTJ RE STANLIB GLOBAL EQUITY FD AB	2.800	2.800	45.978
**D	ALLSTATE INSURANCE CO BLACKROCK	45.015	45.015	84
**D	IQ 50 PERCENT HEDGED FTSE INTL ETF	13.482	13.482	50.074
**D	IQ 50 PERCENT HEDGED FTSE EURO ETF	507	507	85.479
**D	DEUTSCHE XTRK MSCI EMU HDG EQ ETF	3.167	3.167	168.676
**D	VOYA INTERNATIONAL INDEX PORTFOLIO	62.932	62.932	1.128
**D	THE AMERICAN UNIVERSITY IN CAIRO	2.630	2.630	11.553
**D	CC COL EAFE Q UN 2	1.400	1.400	1.304
**D	CC COL EAFE Q UN 1	1.100	1.100	938.882
**D	NMPF COL EAFE NMP Q	2.200	2.200	15.262
**D	DAEC NQ SSGA TAX	599	599	
**D	DAEC Q SSGA INTL TC	779	779	
**D	PS6F STATE STREET INTL EQ	34.504	34.504	
**D	SR5F PARAMETRIC DELTA SHIFT	1.232	1.232	
**D	SEATTLE CITY EMPLOYEES RETIREMENT SYSTEM	497	497	
**D	SEMPRA ENERGY PENSION MASTER TRUST	13.156	13.156	
**D	TEACHERS' RETIREMENT SYSTEM OF LOUISIANA	1	1	
**D	INVESTINGFORENINGEN LAEGERNES INVEST,	432	432	
**D	AIF 21104 LPI AKT EUROPA II	26.720	26.720	
**D	AST ACADEM STRAT AARJENILSON PD07	486.731	486.731	
**D	BLL AQUILA LIFE EUROPEAN EQUITY	338.917	338.917	
**D	BLL AQUILA LIFE GLOBAL MINIMUM	67.339	67.339	
**D	BLL AQUILA LIFE MSCI WORLD FUND	78.780	78.780	
**D	BLL AQUILA LIFE FTSE RAFI DEVELOPED	48.656	48.656	
**D	PFI DIV REAL ASSET FUND MACQUARIE	747.392	747.392	
**D	DEUTSCHE XTRKS MSCI EURO CCYHDG	45.978	45.978	
**D	BOMBESHARES PUREBETA FTSE DEVELOPED EX NORTHAMERICA PORTFOLIO	84	84	
**D	SBSA GEPF BLACKROCK EQUITY	50.074	50.074	
**D	RSI COLONIAL 1ST ST GLI	85.479	85.479	
**D	DEUTSCHE XTRKS MSCI EAFE CCYHDG	168.676	168.676	
**D	YAM DIV RSK HI DIV GL EQ	1.128	1.128	
**D	PFI DR NON US EQUITY GT	11.553	11.553	
**D	IBX FTSE DEV EX US COMP FACTOR	1.304	1.304	
**D	SEAFAN INTL INDEX	938.882	938.882	
**D	BLSOUTH CORP REA VEBA TRUST	15.262	15.262	



LISTA ESITO DELLE VOTAZIONI

Oggetto: Determinazione dei compensi spettanti ai componenti del Consiglio di Amministrazione
FAVOREVOLI

Badge	Ragione Sociale	Proprio	Delega	Totale
**D	ECSSEG		20.930	20.930
**D	DREYFUS INDEX FUNDS INC DREYFUS INTERNATIONAL STOCK INDEX FUND		21.775	21.775
**D	FIREFIGHTERS' RETIREMENT SYSTEM		110.461	110.461
**D	MNVF SSGA INTL EQUITY		2.252	2.252
**D	SHELL PENSION TRUST		14.928	14.928
**D	SHELL PENSION TRUST		9.135	9.135
**D	WF AND CO CASH PLN EVERGN INV 1		11.094	11.094
**D	WF AUTO CLUB INSURANCE ASSOCIATION		35.116	35.116
**D	MAN FUNDS PLC		20.000	20.000
**D	THE EUROPEAN CENTRAL BANK		21.023	21.023
**D	VIRTUS TOTAL RETURN FUND INC.		201.030	201.030
**D	BLACKROCK ACWI USIMI		157.290	157.290
**D	UFJF MCM MSCI WORLD FD		6.146	6.146
**D	PUBLIC EMPLOYEE RETIREMENT SYSTEM OF IDAHO		26.015	26.015
**D	STICHTING PENSIOENFONDS UWV		65.341	65.341
**D	STICHTING BEWAAREDER ACHMEA BELEGINGSPOOLS AIM AWW E7AEF026002		32.371	32.371
**D	NSNF PARA EAFE MONTI		2.544	2.544
**D	NSNF PARA EAFE PI 1		1.975	1.975
**D	NSNF PARA EAFE PI 2		3.375	3.375
**D	VANGUARD INTL HIGH DIV YLD INDEX FD		67.637	67.637
**D	VANGUARD GLOBAL MINNUM VOLTLITY FUND		221.896	221.896
**D	PDBF NUVEEN		133.783	133.783
**D	PG AND E CORPORATION RETIREMENT MASTER TRUST		265.406	265.406
**D	PGEF PG E QUALIFIED PANAGORA EAFE		11.077	11.077
**D	PGQF FIRST STATE		28.055	28.055
**D	CZ AANDELEN SSGA		4.546	4.546
**D	CENTRAL STATES SOUTHEAST AND SOUTHWEST AREAS PENSION FUND		142.637	142.637
**D	PRINCIPAL FUNDS INC DIVERSIFIED REAL ASSET FUND		574.292	574.292
**D	AZL INTERNATIONAL INDEX FUND		57.343	57.343
**D	DEUTSCHE XTRK MSCI STH EUR HDG ETF		231	231
**D	COUNTY EMPLOYEES ANNUITY AND BENEFIT FUND OF COOK COUNTY		16.964	16.964
**D	US BK BROOKFIELD GLB LST INF IN FD		336.800	336.800
**D	USBK BROOKFIELD GBL LIS INFRAS FD		278.900	278.900
**D	USBK BROOKFIELD REAL ASSETS SEC FD		38.300	38.300
**D	USBK AHAI RHUMBLINE ADVISERS		500	500
**D	USBK AMERICAN HEART ASSOCIATION INC		556	556
**D	LAWRENCE LIVERMORE NATIONAL SECURITY LLC AND LOS ALAMOS NATIONAL SECURITY LLC DEFINED BENEFIT PLANGROUP TRUST	7.540		
**D	AP7 EQUITY FUND		524.747	524.747
**D	3M ERIP RAFI EAFE		1.062	1.062
**D	ALASKA PERMANENT FUND CORPORATION		463.443	463.443
**D	ALASKA PERMANENT FUND CORPORATION		10.086	10.086
**D	VIRGINIA RETIREMENT SYSTEM		249.535	249.535


Azionisti:
Azionisti in proprio:

1.366 Teste:
13 Azionisti in delega:

21
1.353

LISTA ESITO DELLE VOTAZIONE
 Oggetto: Determinazione dei compensi spettanti ai componenti del Consiglio di Amministrazione
 FAVOREVOLA

Badge	Ragione Sociale	Proprio	Delega	Totale
**D	MIDDLETOWN WORKS HOURLY AND SALARIED UNION RETIREES HEALTH CARE FUND		1.859	1.859
**D	CPA COP PSERS PSERS ACWI X US INDEX		53.092	53.092
**D	IN8 COP TREAS PWP RHUMBLINE MSCI		2.262	2.262
**D	ENSIGN PEAK OSAM INTL EQUITY		4.150	4.150
**D	LOUISIANA STATE ERS MSCI EXUS INDEX	1		
**D	NV PERS MELLON CAPITAL INDEX	144.377		144.377
**D	NV PERS SSGA EAFE INDEX PUBLIC EMPLOYEES RETIREMENT SYSTEM OF NEVADA	111.702		111.702
**D	NV RBIF ALLINCEBRNSTN INTL EQ	3.479		3.479
**D	TEA BLACKROCK INC INTL	123.788		123.788
**D	AST GS MULTI ASSET PORT LIQ PDHB	5.709		5.709
**D	POOL RE L AND G MSCI EQ	8.457		8.457
**D	BLACKROCK LIFE LIMITED	22.787		22.787
**D	BLL AQUIL LIFGL03000 FMEN WHT INDED	19.232		19.232
**D	PENN SERIES DEV INTL INDEX FUND	3.881		3.881
**D	LEGG MASON GLOBAL FUNDS PLCLEGG MASON RARE INFRASTRUCTURE VALUE FUND	695.326		695.326
**D	BNYMD BLK CONT EUR EQ TRCK FD INV	352.670		352.670
**D	FLORIDA RETIREMENT SYSTEM	21.572		21.572
**D	BLACKROCK WORLD EX FLORIDA RET SYS	112.595		112.595
**D	BROOKFIELD REAL ASSETS INCOME FUND INC	115.400		115.400
**D	PENSION RESERVES INVESTMENT TRUST FUND	131.985		131.985
**D	BELL ATLANTIC MASTER TRUST	46.068		46.068
**D	VOYA INTERNATIONAL CORE FUND	3.456		3.456
**D	DUKE ENERGY QUALIFIED NUCLEAR DECOMMISSIONING	3.463		3.463
**D	OPPENHEIMER INTERNATIONAL REVENUE ETF	373		373
**D	AUTO CLUB INSURANCE ASSOCIATION	96.481		96.481
**D	INDIANA PUBLIC RETIREMENT SYSTEM	27.878		27.878
**D	KENTUCKY RETIREMENT SYSTEMS	14.982		14.982
**D	KENTUCKY RETIREMENT SYSTEMS INSURANCE TRUST FUND	6.127		6.127
**D	PUBLIC EMPLOYEES RETIREMENT ASSOCIATION OF NEW MEXICO	27.025		27.025
**D	BOARD OF PENSIONS OF THE EVANGELICAL LUTHERAN CHURCH IN AMERICA	12.531		12.531
**D	THE STATE OF CONNECTICUT ACTING THROUGH ITS TREASURER	69.128		69.128
**D	SOUTH CAROLINA RETIREMENT SYSTEMS GROUP TRUST	7.634		7.634
**D	SOUTH CAROLINA RETIREMENT SYSTEMS GROUP TRUST	64.134		64.134
**D	TENNESSEE VALLEY AUTHORITY RETIREMENT SYSTEM	13.673		13.673
**D	UPS GROUP TRUST	57.993		57.993
**D	INTERNATIONAL BANK FOR RECONSTRUCTION AND DEVELOPMENT	2.505		2.505
**D	PRUDENTIAL INVESTMENT PORTFOLIO 2 PRUDENTIAL QMA INTL DEVELOPED MKRKS INDEX FUND	1.463		1.463
**D	PRUDENTIAL INVESTMENT PORTFOLIO 2 PRUDENTIAL QMA INTL DEVELOPED MKRKS INDEX FUND	3.239		3.239
**D	TENNESSEE VALLEY AUTHORITY RETIREMENT SYSTEM	11.584		11.584
**D	INTERNATIONAL BANK FOR RECONSTRUCTION AND DEVELOPMENT	4.238		4.238
**D	INTERNATIONAL BANK FOR RECONSTRUCTION AND DEVELOPMENT	96.410		96.410
**D	INTERNATIONAL BANK FOR RECONSTRUCTION AND DEVELOPMENT	184		184
**D	INTERNATIONAL BANK FOR RECONSTRUCTION AND DEVELOPMENT	10.141		10.141



LISTA ESITO DELLE VOTAZIONI

Oggetto: Determinazione dei componenti spettanti ai componenti del Consiglio di Amministrazione
FAVOREVOLI

Badge	Ragione Sociale	Proprio	Delega	Totale
**D	SEI GLOBAL MASTER FUND PLC		9.075	9.075
**D	ALLIANCERNSTEIN FUND DYNAMIC		2.482	2.482
**D	NUVEEN GLOBAL INVESTORS FUND		56.545	56.545
**D	TRUST AND CUSTODY SERVICES		158.244	158.244
**D	KOKUSAI EQUITY INDEX FUND		10.101	10.101
**D	CONSULTING GROUP CAPITAL MARKE		14.125	14.125
**D	CNS GLOBAL LIST INFRASTRUCTURE		73.295	73.295
**D	WELLS FARGO LUX WORLDWIDE		14.330	14.330
**D	TOUCHSTONE FUNDS GROUP		9.938	9.938
**D	TRUST AND CUSTODY SERVICES BAN		98.092	98.092
**D	SHINKO GLOBAL INFRASTRUCTURE		24.922	24.922
**D	SG ACTIONS EUROPE MULTIGESTION		2.290	2.290
**D	OFI MARKET NEUTRAL EQUITY		22.989	22.989
**D	ETOLIE SECTORIELLE EUROPE		1.799	1.799
**D	ANTARIUS ROTATION SECTORIELLE		863	863
**D	MAAF ASSURANCE SA		213.864	213.864
**D	PROTEC BTP		4.704	4.704
**D	CENTRAL BANK OF IRELAND		842	842
**D	TOBAM ANTI-BENCHMARK EURO EQUITY		81.091	81.091
**D	AMUNDI INDEX MSCI EUROPE		73	73
**D	AMUNDI INDEX MSCI EMU		207.700	207.700
**D	AMUNDI INDEX MSCI WORLD		74	74
**D	AMUNDI INDEX EQUITY EUROPE LOW		101	101
**D	AMUNDI INDEX EQUITY GLOBAL LOW		44	44
**D	AMUNDI FUNDS EQUITY EUROPE RISK		5.611	5.611
**D	AMUNDI FUNDS EQUITY EURO RISK		139	139
**D	LA SAUVEGARDE (A) EUROPE		10.680	10.680
**D	GMF-VIE CANTON D (A) EUROPE		729.845	729.845
**D	GMF ASSURANCES (A) EUROPE		201.268	201.268
**D	MMA IARD SA (A) EUROPE		262.777	262.777
**D	FIDELIA ASSISTANCE		3.518	3.518
**D	ASSISTANCE PROTECTION JURIDIQUE (A)		25.384	25.384
**D	MAAF VIE ACTIF GENERAL		278.826	278.826
**D	ABP IARD		12.596	12.596
**D	MAAF VIE WINNEO PERP		2.108	2.108
**D	MAAF SANTE		10.115	10.115
**D	TONI ACTIONS 100		39.891	39.891
**D	VIVACCIO ACTIONS		135.224	135.224
**D	LBPAM ACTIONS 80		52.899	52.899
**D	LBPAM ACTIONS EUROPE MONDE		31.686	31.686
**D	ERISA ACTIONS EUROPE N2		22.176	22.176
**D	LBPAM STRATEGIE PEA 2		83.827	83.827
**D	LBPAM STRATEGIE PEA 1		59.341	59.341

Azionisti:

1.366

Teste:

21

Azionisti in proprio:

13


Azionisti in delega:

1.353

LISTA ESITO DELLE VOTAZIONI

Oggetto: Determinazione dei componenti spettanti ai componenti del Consiglio di Amministrazione FAVOREVOLI

Badge	Ragione Sociale	Proprio	Delega	Totale
**D	ROPS EURO P	124.235	124.235	124.235
**D	ICARE	14.299	14.299	14.299
**D	AMUNDI HORIZON	12.818	12.818	12.818
**D	PORTFOLIO LCR ACTIONS	3.726	3.726	3.726
**D	ROPS-SMART INDEX EURO	52.916	52.916	52.916
**D	IBM FRANCE	3.000	3.000	3.000
**D	FCP CARPINKO EUROPE	13.199	13.199	13.199
**D	SEYOND ACTIONS EUROPEENNES	53.672	53.672	53.672
**D	SEYOND EQUITY FACTOR INVESTING	3.414	3.414	3.414
**D	AMUNDI ACTIONS EURO ISR	671	671	671
**D	ASSURDIX	35	35	35
**D	ATOUT EUROPE SMART BETA	91	91	91
**D	AMUNDI ETF FTSE ITALIA PIR UCITS	12.712	12.712	12.712
**D	AHL INSTITUTIONAL SERIES 3 LTD	7.407	7.407	7.407
**D	MAN AHL DIVERSIFIED MARKETS EU BEUR- WORLD TRADE CENTER	248	248	248
**D	MAN FUNDS VIII ICVV-MAN AHL DIVERSIFIED.	2.448	2.448	2.448
**D	GLG EUROPEAN LONG-SHORT MASTER FUND LTD MAPLES CORPORATE SERVICES LIMITED	399	399	399
**D	ELECTRON CAPITAL PARTNERS LLC AGR TRADING SPC	1.377.520	1.377.520	1.377.520
**D	CASTLE HOOK MASTER FUND LTD C/O CASTLE HOOK PARTNERS LP	19.577	19.577	19.577
**D	MAKURIA LUXEMBOURG II SARL CO MAKURIA INVESTMENT MANAGEMENT (UK) LLP	78.646	78.646	78.646
**D	QUANTUM PARTNERS LP CO SOROS FUND MANAGEMENT LLC ACTING AS FUND MANAGER	1.439.414	1.439.414	1.439.414
**D	GOVERNMENT OF NORWAY	449.340	449.340	449.340
**D	NORGES BANK	10.111.280	10.111.280	10.111.280
**D	ENERGY SUPER	147.680	147.680	147.680
**D	MLC INVESTMENTS, MLC LIMITED	73.399	73.399	73.399
**D	NAYA MANAGEMENT LLP	28.303	28.303	28.303
**D	UBS (LUX) STRATEGY SICAV SAP DEFENSIVE (USD)	858.334	858.334	858.334
**D	UBS (LUX) STRATEGY SICAV SAP DYNAMIC (USD)	415	415	415
**D	UBS FUND MANAGEMENT (LUXEMBOURG) SA	851	851	851
**D	UBS FUND MANAGEMENT (LUXEMBOURG) SA	4.854	4.854	4.854
**D	UBS FUND MANAGEMENT (LUXEMBOURG) SA	8.211	8.211	8.211
**D	UBS FUND MANAGEMENT (LUXEMBOURG) SA	689	689	689
**D	UBS FUND MANAGEMENT (LUXEMBOURG) SA	255	255	255
**D	UBS FUND MANAGEMENT (LUXEMBOURG) SA	165	165	165
**D	UBS FUND MANAGEMENT (LUXEMBOURG) SA	773	773	773
**D	UBS FUND MANAGEMENT (LUXEMBOURG) SA	1.218	1.218	1.218
**D	UBS FUND MANAGEMENT (LUXEMBOURG) SA	131	131	131
**D	UBS FUND MANAGEMENT (LUXEMBOURG) SA	1.134	1.134	1.134
**D	UBS FUND MANAGEMENT (LUXEMBOURG) SA	1.073	1.073	1.073
**D	UBS FUND MANAGEMENT (LUXEMBOURG) SA	916	916	916
**D	UBS FUND MANAGEMENT (LUXEMBOURG) SA	240	240	240
**D	UBS FUND MANAGEMENT (LUXEMBOURG) SA	771	771	771
**D	UBS FUND MANAGEMENT (LUXEMBOURG) SA	379	379	379



Assemblea Ordinaria del 18 aprile 2019

LISTA ESITO DELLE VOTAZIONI

Oggetto: Determinazione dei componenti del Consiglio di Amministrazione
FAVOREVOLI

Badge	Ragione Sociale	Proprio	Delega	Totale
**D	UBS FUND MANAGEMENT (LUXEMBOURG) SA		1.751	1.751
**D	UBS FUND MANAGEMENT (LUXEMBOURG) SA		1.774	1.774
**D	UBS FUND MANAGEMENT (LUXEMBOURG) SA		2.480	2.480
**D	UBS FUND MANAGEMENT (LUXEMBOURG) SA		1.471	1.471
**D	UBS FUND MANAGEMENT (SWITZERLAND) AG.		137.920	137.920
**D	UBS FUND MANAGEMENT (SWITZERLAND) AG.	100		100
**D	UBS FUND MANAGEMENT (SWITZERLAND) AG.	73		73
**D	UBS FUND MANAGEMENT (SWITZERLAND) AG.	387		387
**D	UBS FUND MANAGEMENT (SWITZERLAND) AG.	536		536
**D	UBS FUND MANAGEMENT (SWITZERLAND) AG.	116		116
**D	UBS FUND MANAGEMENT (SWITZERLAND) AG.	148		148
**D	UBS FUND MANAGEMENT (SWITZERLAND) AG.	258.452		258.452
**D	UBS FUND MGT (CH) AG CH0467/UBSCHIEF2-EQ GLOB	3.628		3.628
**D	VICTORIAN SUPERANNUATION FUND	279.284		279.284
**D	361 GLOBAL LONG/SHORT EQUITY FUNDAT	37.758		37.758
**D	A AND Q METRIC SPC- BLACK DIAMOND ARBITRAGE SP	57.939		57.939
**D	ABERDEEN INVESTMENT FUNDS UK ICVC II - ABERDEEN WORLD EQUITY ENHANCED INDEX FUND	18.529		18.529
**D	ABERDEEN INVESTMENT FUNDS UK ICVC II - ABERDEEN EUROPEAN EQUITY ENHANCED INDEX FUND	82.179		82.179
**D	AEGON CUSTODY B.V	85.691		85.691
**D	AEGON CUSTODY B.V	13.616		13.616
**D	AHL ALPHA MASTER LIMITED C/O CITCO TRUSTEES (CAYMAN) LIMITED	7.794		7.794
**D	AHL DIRECTIONAL EQUITIES MASTER LIMITED	4.538		4.538
**D	AHL EVOLUTION LTD SHARMAINE BERKELEY ARGONAUT LTD	7.781		7.781
**D	ANALYTIC GLOBAL LONG/SHORT EQUITY FUND II LP	30.369		30.369
**D	ATLAS QUANTITATIVE TRADING FUND LTD	65.708		65.708
**D	BERESFORD FUNDS PLC	21.604		21.604
**D	BLACK DIAMOND ARBITRAGE OFFSHORE LTD UBS (CAYMAN ISLANDS) LTD	8.888		8.888
**D	BLACK DIAMOND OFFSHORE LTD	11.065		11.065
**D	BLACK DIAMOND OFFSHORE LTD. C.O. UBS (CAYMAN ISLANDS) LTD	4.821		4.821
**D	BLACK DIAMOND RELATIVE VALUE	2.371		2.371
**D	BLACK DIAMOND RELATIVE VALUE CAYMAN LP	4.997		4.997
**D	BLACK DIAMOND RELATIVE VALUE OFFSHORE LTD.	19.071		19.071
**D	CBOSC ATF CW BK GRP SUP WGS08	288		288
**D	CFSL - COLONIAL FIRST STATE GLOBAL ASSET MANAGEMENT MULTI SECTOR TRUST 1	7.277		7.277
**D	CFSL RE COLONIAL FIRST STATE INVESTMENT FUND 10	2.774		2.774
**D	CITITRUST LIMITED AS TRUSTEE OF BLACKROCK PREMIER FUNDS-BLACKROCK WORLD EQUITY INDEX FUND	2.431		2.431
**D	COLONIAL FIRST STATE INVESTMENTS LIMITED.	44.646		44.646
**D	COLONIAL FIRST STATE INVESTMENTS LIMITED.	10.827		10.827
**D	COLONIAL FIRST STATE INVESTMENTS LIMITED.	115.457		115.457
**D	COMMONWEALTH GLOBAL INFRASTRUCTURE SECURITIES FUND 1	356.378		356.378
**D	DOUBLE BLACK DIAMOND OFFSHORE LTD.	53.815		53.815
**D	DOUBLE BLACK DIAMOND OFFSHORE LTD. UBS (CAYMAN ISLANDS) LTD.	40.119		40.119

Azionisti:
Azionisti in proprio:

1.366 Teste:
13 Azionisti in delega:

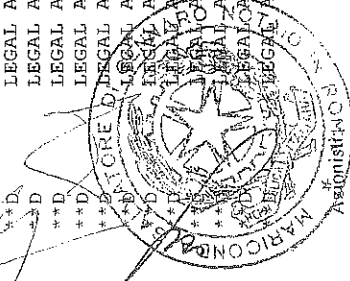
Pagina 20

21

1.353

LISTA ESITO DELLE VOTAZIONE
Oggetto: Determinazione dei compensi spettanti ai componenti del Consiglio di Amministrazione FAVOREVOLI

Badge	Ragione Sociale	Proprio	Delega	Totale
**D	GOTHAM CAPITAL V LLC	1.471.088	285	285
**D	GOVERNMENT OF SINGAPORE	9.208	1.471.088	1.471.088
**D	HOSTPLUS POOLED SUPERANNUATION TRUST	4.659	9.208	9.208
**D	INTERNATIONAL EQUITIES FUND	4.042	4.659	4.659
**D	IRISH LIFE ASSURANCE.	205.892	4.042	4.042
**D	IRISH LIFE ASSURANCE PLC	14.382	205.892	205.892
**D	IRISH LIFE ASSURANCE.	6.491	14.382	14.382
**D	IRISH LIFE ASSURANCE.	5.790	6.491	6.491
**D	IRISH LIFE ASSURANCE.	47.755	5.790	5.790
**D	IRISH LIFE ASSURANCE.	153	47.755	47.755
**D	JANUS HENDERSON CAPITAL FUNDS PLC.	25.915	153	153
**D	JOHN HANCOCK FUNDS II INTERNATIONAL STRATEGIC EQUITY ALLOCATION FUND	6.344	25.915	25.915
**D	JOHN HANCOCK VARIABLE INSURANCE TRUST INTERNATIONAL EQUITY INDEX TRUST	60.878	6.344	6.344
**D	K2 ELECTRON LIQUID GLOBAL MASTER FUND LTD	1.911	60.878	60.878
**D	LATVIJAS BANKA	19.115	1.911	1.911
**D	LEGAL AND GENERAL ASSURANCE PENSIONS MANAGEMENT LIMITED	25.037	19.115	19.115
**D	LEGAL AND GENERAL ASSURANCE PENSIONS MANAGEMENT LIMITED	5.028	25.037	25.037
**D	LEGAL AND GENERAL ASSURANCE PENSIONS MANAGEMENT LIMITED	52.680	5.028	5.028
**D	LEGAL AND GENERAL ASSURANCE PENSIONS MANAGEMENT LIMITED	17.228	52.680	52.680
**D	LEGAL AND GENERAL ASSURANCE PENSIONS MANAGEMENT LIMITED	94.015	17.228	17.228
**D	LEGAL AND GENERAL ASSURANCE PENSIONS MANAGEMENT LIMITED	4.990	94.015	94.015
**D	LEGAL AND GENERAL ASSURANCE PENSIONS MANAGEMENT LIMITED	12.539	4.990	4.990
**D	LEGAL AND GENERAL ASSURANCE PENSIONS MANAGEMENT LIMITED	6.748	12.539	12.539
**D	LEGAL AND GENERAL ASSURANCE PENSIONS MANAGEMENT LIMITED	23.939	6.748	6.748
**D	LEGAL AND GENERAL ASSURANCE PENSIONS MANAGEMENT LIMITED	12.638	23.939	23.939
**D	LEGAL AND GENERAL ASSURANCE PENSIONS MANAGEMENT LIMITED	124.923	12.638	12.638
**D	LEGAL AND GENERAL ASSURANCE PENSIONS MANAGEMENT LIMITED	10.571	124.923	124.923
**D	LEGAL AND GENERAL ASSURANCE PENSIONS MANAGEMENT LIMITED	28.545	10.571	10.571
**D	LEGAL AND GENERAL ASSURANCE PENSIONS MANAGEMENT LIMITED	1.037.608	28.545	28.545
**D	LEGAL AND GENERAL ASSURANCE PENSIONS MANAGEMENT LIMITED	3.118	1.037.608	1.037.608
**D	LEGAL AND GENERAL ASSURANCE PENSIONS MANAGEMENT LIMITED	8.283	3.118	3.118
**D	LEGAL AND GENERAL ASSURANCE PENSIONS MANAGEMENT LIMITED	7.795	8.283	8.283
**D	LEGAL AND GENERAL ASSURANCE PENSIONS MANAGEMENT LIMITED	1.380	7.795	7.795
**D	LEGAL AND GENERAL ASSURANCE PENSIONS MANAGEMENT LIMITED	484.370	1.380	1.380
**D	LEGAL AND GENERAL ASSURANCE PENSIONS MANAGEMENT LIMITED	1.257	484.370	484.370
**D	LEGAL AND GENERAL ASSURANCE PENSIONS MANAGEMENT LIMITED	1.652	1.257	1.257
**D	LEGAL AND GENERAL ASSURANCE PENSIONS MANAGEMENT LIMITED	17.936	1.652	1.652
**D	LEGAL AND GENERAL ASSURANCE PENSIONS MANAGEMENT LIMITED	65.764	17.936	17.936
**D	LEGAL AND GENERAL ASSURANCE PENSIONS MANAGEMENT LIMITED	115.320	65.764	65.764
**D	LEGAL AND GENERAL ASSURANCE PENSIONS MANAGEMENT LIMITED	3.964	115.320	115.320
**D	LEGAL AND GENERAL ASSURANCE SOCIETY LIMITED	74.153	3.964	3.964
**D	LEGAL AND GENERAL COLLECTIVE INVESTMENT TRUST	328	74.153	74.153
**D	LEGAL AND GENERAL INVESTMENT MANAGEMENT		328	328



LISTA ESITO DELLE VOTAZIONE

Oggetto: Determinazione dei compensi spettanti ai componenti del Consiglio di Amministrazione
FAVOREVOLI

Badge	Ragione Sociale	Proprio	Delega	Totale
**D	MACQUARIE INVESTMENT MANAGEMENT LIMITED	709.456	709.456	709.456
**D	MACQUARIE MULTI FACTOR FUND	5.101	5.101	5.101
**D	MACQUARIE TRUE INDEX GLOBAL INFRASTRUCTURES FUND	426.671	426.671	426.671
**D	MEDICAL ASSURANCE SOCIETY NEW ZEALAND LIMITED	4.621	4.621	4.621
**D	MONETARY AUTHORITY OF SINGAPORE	77.733	77.733	77.733
**D	NATIONAL COUNCIL FOR SOCIAL SECURITY FUND.	2.510	2.510	2.510
**D	NEWBURG NOMINEES LIMITED INVESTORS WHOLESALÉ GLOBAL EQUITY (INDEX) TRUST	22.312	22.312	22.312
**D	PINEBRIDGE FUND SERIES PINEBRIDGE EUROPE EQUITY FUND	83.764	83.764	83.764
**D	SDA INTL EQUITY INDEX FD-WORLD	16.503	16.503	16.503
**D	SOCIALLY RESPONSIBLE DEVELOPED MARKETS FUNDAMENTAL INDEX CTF	562	562	562
**D	STICHTING ALGEMEEN PENSIOENFONDS	16.898	16.898	16.898
**D	STICHTING PENSIOENFONDS METAAL	360.655	360.655	360.655
**D	STICHTING PGGM DEPOSITARY	437.869	437.869	437.869
**D	THE NOMURA TRUST AND BANKING CO LTD	14.220	14.220	14.220
**D	THE NOMURA TRUST AND BANKING CO LTD	1.348	1.348	1.348
**D	THREE BRIDGES EUROPE MASTER FUND LTD.	2.521	2.521	2.521
**D	TUDOR SYSTEMATIC TACTICAL TRADING LTD - SERGEY C/O TUDOR INVESTMENT CORPORATION	3.379	3.379	3.379
**D	VICTORY MARKET NEUTRAL INCOMEFUND	5.736	5.736	5.736
**D	VICTORYSHARES DEVELOPED ENHANCED VOLATILITY WTD INDEX ETF	12.158	12.158	12.158
**D	VICTORYSHARES INTERNATIONAL HIGHDIV VOLATILITY WTD INDEX ETF	17.215	17.215	17.215
**D	VICTORYSHARES INTERNATIONAL VOLATILITY WTD INDEX ETF	3.867	3.867	3.867
**D	ZURICH LIFE ASSURANCE PLC	82.583	82.583	82.583
**D	ABERDEEN INVESTMENT FUNDS UK ICVC II - ABERDEEN EUROPEAN EQUITY TRACKER FUND	1.076	1.076	1.076
**D	CBOSC-CBGS-WCSS07	3.565	3.565	3.565
**D	AEGON CUSTODY B.V.	70.452	70.452	70.452
**D	BEAUMONT HEALTH MASTER RETIREMENT TRUST	2.643	2.643	2.643
**D	ARKWRIGHT, LLC	702	702	702
**D	BRUNEI INVESTMENT AGENCY	17.739	17.739	17.739
**D	BARINGS ACTIVE PASSIVE EQUITY DIRECT EAFE LLC	152	152	152
**D	INTERNATIONAL MONETARY FUND	11.636	11.636	11.636
**D	INTERNATIONAL MONETARY FUND	11.451	11.451	11.451
**D	LAUDUS INTERNATIONAL MARKETMASTERS FUND	3.210	3.210	3.210
**D	SCHWAB INTERNATIONAL EQUITY ETF	551.880	551.880	551.880
**D	SCHWAB FUNDAMENTAL INTERNATIONAL LARGE COMPANY INDEX ETF	133.757	133.757	133.757
**D	DUPONT PENSION TRUST	76.810	76.810	76.810
**D	JOHN HANCOCK VAR INS TRUST STRATEGIC EQUITY ALLOCATION TRUST	101.748	101.748	101.748
**D	JOHN HANCOCK FUNDS II STRATEGIC EQUITY ALLOCATION FUND	46.751	46.751	46.751
**D	ALLIANZ GLOBAL INVESTORS GMBH FOR DBI-FONDS SFT 4	6.940	6.940	6.940
**D	COHEN + STEERS INFRASTRUCTURE FUND, INC.	844.646	844.646	844.646
**D	MANNING AND NAPIER	885	885	885
**D	GOLDMAN SACHS TRUST II-GOLDMAN SACHS M-M REAL ASSETS STRAT FD	70.111	70.111	70.111
**D	GOLDMAN SACHS TRUST - GOLDMAN SACHS GLOBAL INFRASTRUCTURE FUND	92.896	92.896	92.896
**D	ALLIANCEBERNSTEIN GLOBAL RISK ALLOCATION FUND INC	613	613	613

Azionisti:
Azionisti in proprio:

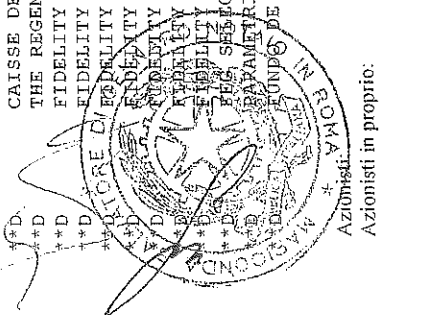
1.366 Teste:
13 Azionisti in delega:

21
1.353

Pagina 22

LISTA ESITO DELLE VOTAZIONE
Oggetto: Determinazione dei compensi spettanti ai componenti del Consiglio di Amministrazione FAVOREVOLI

Badge	Ragione Sociale	Proprio	Delega	Totale
**D	ALLIANCEBERNST VAR PROD SER F INC.ALIANCEB DYN ASSET ALL PTF	176	176	176
**D	JOHN HANCOCK LIFE AND HEALTH INSURANCE COMPANY	26.295	26.295	26.295
**D	THE MASTER TRUST BK OF JP LTD: HITACHI FOREIGN EQ INDEX MF	10.334	10.334	10.334
**D	SPDR MSCI WORLD QUALITY MIX FUND	314	314	314
**D	RUSSELL TRUST CO COMMINGLED EMPLOYEE BENEFIT FUNDS TRUST	507.606	507.606	507.606
**D	IBM RETIREMENT PLAN	3.150	3.150	3.150
**D	THORNBURG INTERNATIONAL VALUE FUND	1.454.856	1.454.856	1.454.856
**D	THORNBURG INVESTMENT INCOME BULLDER FUND	12.216.878	12.216.878	12.216.878
**D	THORNBURG GLOBAL OPPORTUNITIES FUND	2.794.911	2.794.911	2.794.911
**D	AMERICAN BUREAU OF SHIPPING	468	468	468
**D	THE MAS TR BK OF JAPAN,LTD.ATF GL BL RK CON FD K(FOR QII ONLY)	3.529	3.529	3.529
**D	JP TR SERV BK LTD ATF MATB MSCI KOKUSAI INDEX MOTHER F	2.714	2.714	2.714
**D	REAVES UTILITY INCOME FUND	80.000	80.000	80.000
**D	ALPINE GLOBAL INFRASTRUCTURE FUND	57.800	57.800	57.800
**D	ANIMA FUNDS PLC	283.027	283.027	283.027
**D	ARCHITAS MULTI-MANAGER GLOBAL FUNDS UNIT TRUST	24.175	24.175	24.175
**D	STATE OF ALASKA RETIREMENT AND BENEFITS PLANS	111.100	111.100	111.100
**D	UNITED TECHNOLOGIES CORPORATION EMPLOYEE SAVINGS PLAN	38.691	38.691	38.691
**D	BEAR CREEK INC.	400	400	400
**D	THE WALT DISNEY COMPANY RETIREMENT PLAN MASTER TRUST	7.842	7.842	7.842
**D	BROOKFIELD REAL ASSETS HYBRID MASTER FUND L.P	17.100	17.100	17.100
**D	BMO MSCI EAFE INDEX ETF	62.113	62.113	62.113
**D	MET INVESTOR SERIES TRUST-ALLIANC GLOBAL DYNAMIC ALL PTF	41.894	41.894	41.894
**D	PACE ALTERNATIVE STRATEGIES INVESTMENTS	6.472	6.472	6.472
**D	UBS (US) GROUP TRUST	23.474	23.474	23.474
**D	UAW RETIREE MEDICAL BENEFITS TRUST	79.214	79.214	79.214
**D	CENTRAL PROVIDENT FUND BOARD	2.868	2.868	2.868
**D	CITY UNIVERSITY OF NEW YORK	583	583	583
**D	DESJARDINS GLOBAL INFRASTRUCTURE FUND	321.855	321.855	321.855
**D	CALVERT VP EAFE INTERNATIONAL INDEX PORTFOLIO	4.209	4.209	4.209
**D	CALVERT RESF INX SRS, INC.-CLVET DVD MRKTS EX-U.S. RSP INX FD	5.745	5.745	5.745
**D	CAISSE DE DEPOT ET PLACEMENT DU QUEBEC	306.998	306.998	306.998
**D	THE REGENTS OF THE UNIVERSITY OF CALIFORNIA	357.632	357.632	357.632
**D	FIDELITY CANADIAN LARGE CAP FUND	121.572	121.572	121.572
**D	FIDELITY GLOBAL ASSET ALLOCATION FUND	47.789	47.789	47.789
**D	FIDELITY INCOME ALLOCATION FUND	8.206	8.206	8.206
**D	FIDELITY MONTHLY INCOME FUND	70.384	70.384	70.384
**D	FIDELITY NORTHSTAR FUND	2.400.000	2.400.000	2.400.000
**D	FIDELITY CONCENTRATED VALUE INVESTMENT TRUST	31.193	31.193	31.193
**D	FIDELITY CAPITAL STRUCTURE CORP.	14.876	14.876	14.876
**D	RELIANCE	696	696	696
**D	RELIANCE INTERNATIONAL EQUITY FUND	22.750	22.750	22.750
**D	RELIANCE INTERNATIONAL SOC GOV. DA REGIAO ADM. ESPECIAL DE MACAU	12.697	12.697	12.697



Assemblea Ordinaria del 18 aprile 2019

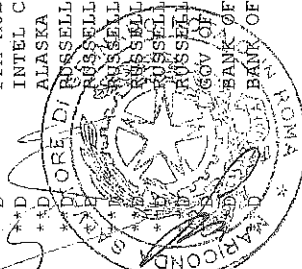
LISTA ESITO DELLE VOTAZIONI

Oggetto: Determinazione dei compensi spettanti ai componenti del Consiglio di Amministrazione
FAVOREVOLI

Badge	Ragione Sociale	Proprio	Delega	Totale
***D	FRANKLIN TEMPLETON ETF TRUST - FRANKLIN FTSE EUROPE ETF	4.448	4.448	4.448
***D	FRANKLIN TEMPLETON ETF TRUST - FRANKLIN FTSE ITALY ETF	15.480	15.480	15.480
***D	FRANKLIN FTSE EUROPE EX U.K. INDEX ETF	9.751	9.751	9.751
***D	FRANKLIN TEMPLETON ETF TRUST - FRANKLIN FTSE EUROPE HEDGED ETF	264	264	264
***D	TAX - MANAGED INTERNATIONAL EQUITY PORTFOLIO	4.194	4.194	4.194
***D	PARTNERS GROUP PRIVATE EQUITY DC COLLECTIVE INVESTMENT TR	12.024	12.024	12.024
***D	RUSSELL INVESTMENT COMPANY RUSSELL TAX-MANAGED INTL EQ FUND	16.850	16.850	16.850
***D	RUSSELL INVESTMENT COMPANY RUSSELL GLOBAL INFRASTRUCTURE FUND	810.841	810.841	810.841
***D	RUSSELL INVESTMENT COMPANY RUSSELL MULTI-STRATEGY INCOME FUND	14.633	14.633	14.633
***D	RUSSELL INVESTMENT COMPANY MULTIFACTOR INTERNATIONAL EQUITY F	53.897	53.897	53.897
***D	ROCHE U.S. RETIREMENT PLANS MASTER TRUST	211.604	211.604	211.604
***D	RUSSELL INVESTMENT COMPANY MULTI-ASSET GROWTH STRATEGY FUND	93.168	93.168	93.168
***D	BROOKFIELD GLOBAL REAL ASSET FUND	14.700	14.700	14.700
***D	TRANSAMERICA INTERNATIONAL EQUITY INDEX VP	962	962	962
***D	FIRST CHURCH OF CHRIST,SCIENTIST	347	347	347
***D	TANGERINE DIVIDEND PORTFOLIO	6.436	6.436	6.436
***D	TANGERINE BALANCED INCOME PORTFOLIO	1.107	1.107	1.107
***D	TANGERINE BALANCED PORTFOLIO	7.475	7.475	7.475
***D	TANGERINE BALANCED GROWTH PORTFOLIO	6.454	6.454	6.454
***D	TANGERINE EQUITY GROWTH PORTFOLIO	7.930	7.930	7.930
***D	MM MSCI EAFE INTERNATIONAL INDEX FUND	7.890	7.890	7.890
***D	JANUS CAPITAL MANAGEMENT LLC	3	3	3
***D	JNL/MELLON CAPITAL MSCI WORLD INDEX FUND	4.241	4.241	4.241
***D	INTECH GLOBAL ALL COUNTRY ENHANCED INDEX FUND LLC	467	467	467
***D	SUNAMERICA EQUITY FUNDS SUNAMERICA INTERNATIONAL DIV ST FUND	59.726	59.726	59.726
***D	SUNAMERICA SPECIALTY SERIES AIG INCOME EXPLORER FUND	8.799	8.799	8.799
***D	SEASONS SERIES TRUST SA MULTI-MANAGED INT EQUITY PTF	5.090	5.090	5.090
***D	SUNAMERICA SERIES TRUST - SA INTERNATIONAL INDEX PORTFOLIO	14.400	14.400	14.400
***D	OPENWORLD PUBLIC LIMITED COMPANY	638.571	638.571	638.571
***D	STATE STREET GLOBAL EQUITY EX-US INDEX PORTFOLIO	51.853	51.853	51.853
***D	STATE STREET INTERNATIONAL DEVELOPED EQUITY INDEX PORTFOLIO	111.340	111.340	111.340
***D	DEUTSCHE EAFE EQUITY INDEX FUND	1.598	1.598	1.598
***D	INVESCO GLOBAL INFRASTRUCTURE FUND	19.698	19.698	19.698
***D	KP INTERNATIONAL EQUITY FUND	11.313	11.313	11.313
***D	CAYMAN ISLANDS CHAMBER OF COMMERCE PENSION FUND	4.098	4.098	4.098
***D	RHUMBLINE INTERNATIONAL POOLED INDEX TRUST	6.840	6.840	6.840
***D	LVIP SSGA INTERNATIONAL INDEX FUND	91.532	91.532	91.532
***D	SPDR MSCI ACWI IMI ETF	1.699	1.699	1.699
***D	SPDR MSCI EAFE FOSSIL FUEL RESERVES FREE ETF	2.842	2.842	2.842
***D	SPDR MSCI WORLD STRATEGICFACTORS ETF	94	94	94
***D	SPDR MSCI ACWI LOW CARBON TARGET ETF	1.948	1.948	1.948
***D	ALLIANCEBERNSTEIN INTERNATIONAL ALL-COUNTRY PASSIVE SERIES	2.309	2.309	2.309
***D	MARYLAND STATE RETIREMENT & PENSION SYSTEM	11.153	11.153	11.153

LISTA ESITO DELLE VOTAZIONE
Oggetto: Determinazione dei compensi spettanti ai componenti del Consiglio di Amministrazione FAVOREVOLI

Badge	Ragione Sociale	Proprio	Delega	Totale
**D	RUSSELL INV MULTI-ASSET FACTOR EXPOSURE FUND	19.839	19.839	19.839
**D	THE PRUDENTIAL INSURANCE COMPANY OF AMERICA	40.957	40.957	40.957
**D	MDPIM INTERNATIONAL EQUITY INDEX POOL	3.799	3.799	3.799
**D	MERCER QIF CCF	53.442	53.442	53.442
**D	MORGAN STANLEY INST FUND INC. GLOBAL INFRASTRUCTURE PORTFOLIO	152.772	152.772	152.772
**D	MORGAN STANLEY INSTITUTIONAL FUND INC MULTI-ASSET PORTFOLIO	7.293	7.293	7.293
**D	GTA A PANTHER FUND L.P.	368.114	368.114	368.114
**D	MGI FUNDS PLC	19.131	19.131	19.131
**D	MERCER QIF CCF	964	964	964
**D	MORGAN STANLEY INSTITUTIONAL FUND, INC. - REAL ASSETS PORTFOLIO	1.925	1.925	1.925
**D	MORGAN STANLEY INSTITUTIONAL FUND TR-GL MULTI-ASSET INC PTF	929	929	929
**D	BRIGHTHOUSE FUNDS TRUST I - PANAGORA GLOBAL DIV RISK PORTFOLIO	127.969	127.969	127.969
**D	NUVEEN REAL ASSET INCOME FUND	50.256	50.256	50.256
**D	NUVEEN REAL ASSET INCOME AND GROWTH FUND	9.049	9.049	9.049
**D	RUSSELL INVESTMENT COMPANY PLC	3.651	3.651	3.651
**D	HARTFORD LIFE INSURANCE COMPANY	604	604	604
**D	NORTHROP GRUMMAN CORPORATION VEB A MASTER TRUST I	60.216	60.216	60.216
**D	TEXAS MUNICIPAL RETIREMENT SYSTEM	19.825	19.825	19.825
**D	NBI CANADIAN FAMILY BUSINESS ETF	305.527	305.527	305.527
**D	STATE OF NEW JERSEY COMMON PENSION FUND D	183.477	183.477	183.477
**D	CITY OF NEW YORK GROUP TRUST	755	755	755
**D	PIMCO EQUITY SERIES-PIMCO RAFI DYNAMIC MULTI-FACTOR INT EQ ETF	1.320	1.320	1.320
**D	FIDELITY COVINGTON TRUST: FIDELITY TARGETED INT FACTOR ETF	6.535	6.535	6.535
**D	FIDELITY COVINGTON TRUST - FIDELITY INTERNATIONAL HIGH DIV ETF	11.438	11.438	11.438
**D	FIDELITY INTERNATIONAL HIGH DIVIDEND INDEX ETF	807	807	807
**D	FIDELITY INTERNATIONAL LOW VOLATILITY INDEX ETF	239	239	239
**D	PIMCO FUNDS GLOBAL INVESTORS SERIES PLC	6.674	6.674	6.674
**D	PIMCO RAE FUNDAMENTAL INTERNATIONAL FUND LLC	937	937	937
**D	PRINCIPAL EXCHANGE-TRADED FDS-PRINC INT MULTI-FACTOR INDEX ETF	252.032	252.032	252.032
**D	PRINCIPAL DIVERSIFIED REAL ASSET CIT	184.537	184.537	184.537
**D	PRINCIPAL DIVERSIFIED REAL ASSET CIT	3.697	3.697	3.697
**D	PEM MULTI-MANAGER SERIES TRUST - PEM MULTI-MANAGER INT EQ FD	8.065	8.065	8.065
**D	INTEL CORPORATION RETIREE MEDICAL PLAN TRUST	16.336	16.336	16.336
**D	ALASKA COMMON TRUST FUND	1.636.707	1.636.707	1.636.707
**D	ALASKA COMMON TRUST FUND	2.763	2.763	2.763
**D	RUSSELL INVESTMENTS GLOBAL INFRASTRUCTURE POOL	4.036	4.036	4.036
**D	RUSSELL INVESTMENTS OVERSEAS EQUITY POOL	2.209	2.209	2.209
**D	RUSSELL INVESTMENTS MULTI-FACTOR INTERNATIONAL EQUITY POOL	280.278	280.278	280.278
**D	RUSSELL INSTITUTIONAL FUNDS, LLC-RUSSELL INTL EQUITY FUND	1.695	1.695	1.695
**D	RUSSELL INSTL FUNDS, LLC-RUSSELL GLOB LISTED INFRA FUND	19.724	19.724	19.724
**D	RUSSELL INVESTMENTS OVERSEAS EQUITY FUND	47	47	47
**D	RUSSELL INVESTMENTS OVERSEAS EQUITY FUND	462	462	462
**D	HM THE SULTAN AND YANG DI-PERTUAN OF BRUNEI DARUSSALAM			
**D	BANK OF KOREA			
**D	AMC BANK OF KOREA			



Assemblea Ordinaria del 18 aprile 2019

LISTA ESITO DELLE VOTAZIONI

Oggetto: Determinazione dei compensi spettanti ai componenti del Consiglio di Amministrazione
FAVOREVOLI

Badge	Ragione Sociale	Proprio	Delega	Totale
**D	SCOTIA PRIVATE GLOBAL INFRASTRUCTURE POOL	339.701	339.701	339.701
**D	SSGA MSCI ACWI EX-USA INDEX NON-LENDING DAILY TRUST	12.613	12.613	12.613
**D	STATE STREET IRELAND UNIT TRUST	62.745	62.745	62.745
**D	GTAAN - SL LP	41.122	41.122	41.122
**D	SSGA SPDR ETFs EUROPE I PUBLIC LIMITED COMPANY	64.769	64.769	64.769
**D	SSGA SPDR ETFs EUROPE II PUBLIC LIMITED COMPANY	83.223	83.223	83.223
**D	CALIFORNIA PUBLIC EMPLOYEES RETIREMENT SYSTEM	796.359	796.359	796.359
**D	ROMAN CATHOLIC BISHOP OF SPRINGFIELD A CORPORATION SOLE	258	258	258
**D	DELTA SHARES S+P INTERNATIONAL MANAGED RISK ETF	6.289	6.289	6.289
**D	TEACHER RETIREMENT SYSTEM OF TEXAS	360.811	360.811	360.811
**D	CALIFORNIA STATE TEACHERS RETIREMENT SYSTEM	593.313	593.313	593.313
**D	TJ-NONQUALIFIED, LLC	60.260	60.260	60.260
**D	TJ-QUALIFIED, LLC	45.316	45.316	45.316
**D	PINEBRIDGE GLOBAL FUNDS	17.425	17.425	17.425
**D	UBS (IRL) ETF PLC	2.144	2.144	2.144
**D	VANGUARD FTSE DEVELOPED EUROPE ALL CAP INDEX ETF	8.876	8.876	8.876
**D	VANGUARD FTSE DEVELOPED ALL CAP EX NORTH AMERICA INDEX ETF	19.704	19.704	19.704
**D	VANGUARD DEVEL ALL-CAP EX NORTH AMERICA EQT IND POOLED FUND	1.583	1.583	1.583
**D	VANGUARD GLOBAL MINIMUM VOLATILITY ETF	1.128	1.128	1.128
**D	VANGUARD FTSE DEVEL EX NTH AMER HIGH DIVIDEND YIELD INDEX ETF	545	545	545
**D	ALLIANZ GLOBAL INVESTORS GMBH FOR ALLIANZGI-FONDS VDB	9.120	9.120	9.120
**D	VANGUARD INVESTMENTS II COMMON CONTRACTUAL FUND	17.122	17.122	17.122
**D	VANGUARD INVESTMENTS COMMON CONTRACTUAL FUND	62.997	62.997	62.997
**D	VANGUARD FTSE DEVELOPED EUROPE INDEX ETF	1.698	1.698	1.698
**D	WELLS FARGO BK DECL OF TR EST INV FUNDS FOR EMPLOYEE BEN TR	81.177	81.177	81.177
**D	WELLS FARGO MASTER TRUST-WELLS FRGO FACTR ENHANCED INT PRTELIO	30.935	30.935	30.935
**D	WILMINGTON TRUST, NATIONAL ASSOCIATION	4.010	4.010	4.010
**D	DIVERSIFIED MARKETS (2010) POOLED FUND TRUST	8.137	8.137	8.137
**D	WASHINGTON STATE INVESTMENT BOARD	168.288	168.288	168.288
**D	WASHINGTON STATE INVESTMENT BOARD	3.295	3.295	3.295
**D	NEW YORK STATE TEACHERS RETIREMENT SYSTEM	185.117	185.117	185.117
**D	BMO MONTHLY INCOME FUND	84.289	84.289	84.289
**D	BMO GLOBAL INFRASTRUCTURE FUND	125.680	125.680	125.680
**D	BMO DIVERSIFIED INCOME PORTFOLIO	33.122	33.122	33.122
**D	PRUDENTIAL RETIREMENT INSURANCE & ANNUITY COMPANY	11.995	11.995	11.995
**D	MANULIFE ASSET MANAGEMENT INTERNATIONAL EQUITY INDEX POOLED F	19.724	19.724	19.724
**D	SS BK AND TRUST COMPANY INV FUNDS FOR TAXEXEMPT RETIREMENT PL	2.351.018	2.351.018	2.351.018
**D	SSGA RUSSELL FD GL EX-USA INDEX NONLENDING QF COMMON TRUST FUND	6.837	6.837	6.837
**D	SSGA FTSE RAFI DEVELOPED 1000 INDEX NON-LENDING COMMON TR F	6.078	6.078	6.078
**D	SS FTSE DEV COMPREHENSIVE FACTOR IND NON-LENDING COMMON TRU FD	7.418	7.418	7.418
**D	STATE STREET SP GLO INFRA INDEX NON-LENDING COMMON TRUST FUND	594.336	594.336	594.336
**D	STATE STREET RAFI DEVELOP EX-USA INDEX NON-LENDING COMMON TR FD	1.293	1.293	1.293
**D	MSCI EAFE PROV SCREENED INDEX NON - LENDING COMMON TR FUND	8.854	8.854	8.854

LISTA ESITO DELLE VOTAZIONE
 Oggetto: Determinazione dei compensi spettanti ai componenti del Consiglio di Amministrazione
 FAVOREVOLI

Badge	Ragione Sociale	Proprio	Delega	Totale
**D	VANGUARD TOTAL WORLD STOCK INDEX FUND	176.970	176.970	176.970
**D	VANGUARD DEVELOPED MARKETS INDEX FUND	3.208.985	3.208.985	3.208.985
**D	STATE STREET GLOBAL ADVISORS LUXEMBOURG SICAV	197.173	197.173	197.173
**D	UBS ETF	775.030	775.030	775.030
**D	ISHARES MSCI ACWI ETF	153.276	153.276	153.276
**D	ISHARES MSCI ACWI EX US ETF	91.476	91.476	91.476
**D	ISHARES EUROPE ETF	112.814	112.814	112.814
**D	ISHARES MSCI EAFE ETF	2.225.444	2.225.444	2.225.444
**D	ISHARES MSCI EAFE VALUE ETF	430.636	430.636	430.636
**D	ISHARES MSCI EAFE INDUSTRIALS ETF	25.532	25.532	25.532
**D	ISHARES GLOBAL EUROZONE ETF	766.500	766.500	766.500
**D	ISHARES MSCI ITALY ETF	699.436	699.436	699.436
**D	ISHARES MSCI KOKUSAI ETF	1.848	1.848	1.848
**D	ISHARES GLOBAL INFRASTRUCTURE ETF	4.884.650	4.884.650	4.884.650
**D	ISHARES MSCI DEVELOPED WORLD INDEX FUND	2.012	2.012	2.012
**D	ISHARES CORE MSCI EAFE ETF	1.846.097	1.846.097	1.846.097
**D	ISHARES CORE MSCI TOTAL INTERNATIONAL STOCK ETF	290.053	290.053	290.053
**D	ISHARES CORE MSCI INTERNATIONAL DEVELOPED MARKETS ETF	41.816	41.816	41.816
**D	ISHARES MSCI WORLD ETF	9.384	9.384	9.384
**D	ISHAPES CORE MSCI EAFE IMI INDEX ETF	59.499	59.499	59.499
**D	ISHARES MSCI EUROPE IMI INDEX ETF	11.024	11.024	11.024
**D	ISHARES MSCI ACWI LOW CARBON TARGET ETF	11.534	11.534	11.534
**D	ISHARES CORE MSCI EUROPE ETF	166.484	166.484	166.484
**D	ISHARES EDGE MSCI INTL SIZE FACTOR ETF	235	235	235
**D	ISHARES INTERNATIONAL FUNDAMENTAL INDEX ETF	4.721	4.721	4.721
**D	BLACKROCK CDN MSCI EAFE EQUITY INDEX FUND	205.808	205.808	205.808
**D	BLACKROCK CDN WORLD INDEX FUND	15.394	15.394	15.394
**D	BLACKROCK CDN MSCI EAFE INDEX PLUS FUND	3.685	3.685	3.685
**D	BLACKROCK CDN GLOBAL INFRASTRUCTURE EQUITY INDEX FUND	596.358	596.358	596.358
**D	ISHARES MSCI EAFE INTERNATIONAL INDEX FUND	283.590	283.590	283.590
**D	ACWI EX-US INDEX MASTER PORTFOLIO OF MASTER INVESTMENT PTF	19.204	19.204	19.204
**D	PROXY TEAM PARAMETRIC PORTFOLIO ASSOCIATES	2.397	2.397	2.397
**D	TEACHERS' RETIREMENT SYSTEM OF THE STATE OF ILLINOIS	73.415	73.415	73.415
**D	IBM 401K PLUS PLAN	88.706	88.706	88.706
**D	COLLEGE RETIREMENT EQUITIES FUND	568.469	568.469	568.469
**D	TIAA-CREF INTERNATIONAL EQUITY INDEX FUND	402.551	402.551	402.551
**D	RUSSELL INVESTMENT COMPANY - RUSSELL INTERN DEVELOPED MKT F	52.453	52.453	52.453
**D	RUSSELL INVESTMENT COMPANY I - INTERNATIONAL EQUITIES FUND	35.133	35.133	35.133
**D	STATE OF MINNESOTA	269.976	269.976	269.976
**D	RUSSELL INVESTMENT COMPANY ACWI EX-US ETF	3.171	3.171	3.171
**D	SPDR S&P GLOBAL INFRASTRUCTURE ETF	77.364	77.364	77.364
**D	SPDR S&P WORLD (EX-US) ETF	542.184	542.184	542.184
**D	SPDR S&P WORLD (EX-US) ETF	101.037	101.037	101.037



Assemblea Ordinaria del 18 aprile 2019


-LISTA ESITO DELLE VOTAZIONI

Oggetto: Determinazione dei compensi spettanti ai componenti del Consiglio di Amministrazione
FAVOREVOLI

Badge	Ragione Sociale	Proprio	Delega	Totale
**D	MORGAN STANLEY VAR INS FUND, INC. GLOBAL INFRASTRUCTURE PORT		33.076	33.076
**D	MORGAN STANLEY INSTITUTIONAL FD TR - GLOBAL STRATEGIST PTE		25.906	25.906
**D	MORGAN STANLEY VAR INS FUND, INC. GLOBAL STRATEGIST PORTFOLIO		9.613	9.613
**D	ONTARIO TEACHERS PENSION PLAN BOARD		48.943	48.943
**D	COMMON TRUST ITALY FUND		428.523	428.523
**D	ISHARES PUBLIC LIMITED COMPANY		243.106	243.106
**D	ISHARES II PUBLIC LIMITED COMPANY		624.532	624.532
**D	ISHARES V PUBLIC LIMITED COMPANY		27.227	27.227
**D	ISHARES III PUBLIC LIMITED COMPANY		286.372	286.372
**D	ISHARES VI PUBLIC LIMITED COMPANY		30.862	30.862
**D	ISHARES IV PUBLIC LIMITED COMPANY		99.551	99.551
**D	ISHARES VII PLC		426.992	426.992
**D	BLACKROCK AM DE FOR ISHARES EURO STOXX UCITS ETF (DE)		150.398	150.398
**D	BLACKROCK AM DE FOR ISHS STOXX EUROPE LARGE 200 UCITS ETF (DE)		7.401	7.401
**D	ISHARES I INV MIT TGV F ISHS ST EUR600 IND.GOODS+SER.UCITS ETF		83.995	83.995
**D	BLACKROCK AM DE FOR ISHARES STOXX EUROPE 600 UCITS ETF (DE)		319.415	319.415
**D	BLACKROCK AM SCHWEIZ AG OBO BIFS WORLD EX SWITZ EQ INDEX FUND		12.133	12.133
**D	PACE INTERNATIONAL EQUITY INVESTMENTS		100.900	100.900
**D	MAINSTAY MACKAY INTERNATIONAL OPPORTUNITIES FUND		18.943	18.943
**D	MANAGED PENSION FUNDS LIMITED		317.920	317.920
**D	SCOTTISH WIDOWS OVERSEAS GROWTH INV F ICVC - EURO GROWTH F		406.302	406.302
**D	SCOTTISH WIDOWS OVERSEAS GROWTH INV FUNDS ICVC-GLOBAL GROW F		156.816	156.816
**D	SCOTTISH WIDOWS INV SOLUTIONS F ICVC- EUROPEAN (EX UK) EQ FD		126.075	126.075
**D	THE TRUSTEES OF CONOCOPHILLIPS PENSION PLAN		7.625	7.625
**D	FAMILY INVESTMENTS CHILD TRUST FUND		15.919	15.919
**D	FAMILY INVESTMENTS GLOBAL ICVC FAMILY BALANCED INT FUND		11.226	11.226
**D	HSBC AS TRUSTEE FOR SSGA EUROPE EX UK EQUITY TRACKER FUND		462.228	462.228
**D	NATWEST TRU+DEP SERV LTD ATO ST. JAMES'S PL GL EQ UN TR		160.708	160.708
**D	HBOS INTERNATIONAL INV FUNDS ICVC- EUROPEAN FUND		149.088	149.088
**D	HBOS INTERNATIONAL INV FUNDS ICVC- INTERNATIONAL GROWTH FUND		299.241	299.241
**D	STICHTING PENSIOENFONDS CHEMOURS NEDERLAND		3.506	3.506
**D	THE TRUSTEES OF GOLDMAN SACHS UK RETIREMENT PLAN		1.715	1.715
**D	STICHTING PHILIPS PENSIOENFONDS		67.874	67.874
**D	LEGG MASON FUNDS ICVC- LEGG MASON IF RARE GLOBAL INF INC FUND		1.091.319	1.091.319
**D	BAHRAIN MUMTALAKAT HOLDING COMPANY		27.776	27.776
**D	VANGUARD INV FDS ICVC-VANG FTSE DEV WOR LD EX - UK EQT IND FD		93.642	93.642
**D	VANGUARD INV F ICVC-VANGUARD FTSE DEV WOR LD EX - UK EQT IND FD		184.206	184.206
**D	VANGUARD INV FUNDS ICVC-VANGUARD FTSE GLOB ALL CAP IND FUND		1.935	1.935
**D	SCOTTISH WID INV SOLS F ICVC - FDMNTL LOW VOL IND GLO EQT F		61.707	61.707
**D	PUBLIC AUTHORITY FOR SOCIAL INSURANCE		4.699	4.699
**D	SCOTTISH WIDOWS INV SOL F ICVC- FUNDAMENTAL INDEX GLB EQ F		76.086	76.086
**D	STATE STREET INTERNATIONAL EQUITIES INDEX TRUST		9.618	9.618
**D	SPDR S+P WORLD EX AUSTRALIA FUND		2.439	2.439

LISTA ESITO DELLE VOTAZIONE
 Oggetto: Determinazione dei compensi spettanti ai componenti del Consiglio di Amministrazione FAVOREVOLI

Badge	Regione Sociale	Proprio	Delega	Totale
**D	ARGO GLOBAL LISTED INFRASTRUCTURE LIMITED	108.617	108.617	108.617
**D	RUSSELL INVESTMENTS LOW CARBON GLOBAL SHARES FUND	2.846	2.846	2.846
**D	CHRISTIAN SUPER	1.945	1.945	1.945
**D	EMERGENCY SERVICES SUPERANNUATION SCHEME	2.461	2.461	2.461
**D	FIRST STATE SUPERANNUATION SCHEME	79.269	79.269	79.269
**D	RUSSELL INVESTMENTS GLOBAL LISTED INFRASTRUCTRE FUND - HEDGED	294.777	294.777	294.777
**D	VANECK VECTORS FTSE GLOBAL INFRASTRUCTURE (HEDGED) ETF	143.263	143.263	143.263
**D	PINNACLE BNY MELLON GLOBAL INFRASTRUCTURE YIELD FUND	17.868	17.868	17.868
**D	OSUPER	8.389	8.389	8.389
**D	GLOBAL LISTED INFRASTRUCTURE SECTOR TRUST	288.091	288.091	288.091
**D	SUNSUPER SUPERANNUATION FUND	41.215	41.215	41.215
**D	UBS IQ MSCI WORLD EX AUSTRALIA ETHICAL ETF	418	418	418
**D	UBS IQ MSCI EUROPE ETHICAL ETF	618	618	618
**D	CANADA PENSION PLAN INVESTMENT BOARD	513.034	513.034	513.034
**D	FLOURISH INVESTMENT CORPORATION	166.690	166.690	166.690
**D	FLOURISH INVESTMENT CORPORATION	47.139	47.139	47.139
**D	PEOPLE'S BANK OF CHINA	134.266	134.266	134.266
**D	PEOPLE'S BANK OF CHINA	233.838	233.838	233.838
**D	PEOPLE'S BANK OF CHINA	95.308	95.308	95.308
**D	THORNBURG SUMMIT FUND	9.410	9.410	9.410
**D	DE SHAW OCULUS INTERNATIONAL INC	145.969	145.969	145.969
**D	TWO SIGMA SPECTRUM PORTFOLIO, LCC	524	524	524
**D	AMERGEN CLINTON NUCLEAR POWER PLANT NONQUALIFIED FUND	2.299	2.299	2.299
**D	ALW 2010 FAMILY TRUST	10.421	10.421	10.421
**D	CYSTIC FIBROSIS FOUNDATION	106.854	106.854	106.854
**D	CHURCH OF ENGLAND INVESTMENT FUND FOR PENSIONS	9.659	9.659	9.659
**D	ACORN 1998 TRUST	509	509	509
**D	EXELON PEACH BOTTOM UNIT 1 QUALIFIED FUND	322	322	322
**D	EXELON FITZPATRICK QUALIFIED FUND	353	353	353
**D	JOSHUA GREEN CORPORATION	1.581	1.581	1.581
**D	JTW TRUST NO. 3 UAD 9/19/02	2.315	2.315	2.315
**D	JTW TRUST NO. 1 UAD 9/19/02	1.591	1.591	1.591
**D	JTW TRUST NO. 5 UAD 9/19/02	710	710	710
**D	LTV INVESTMENTS LLC	2.665	2.665	2.665
**D	OYSTER CREEK NUCLEAR GENERATING STATION QUALIFIED FUND	2.271	2.271	2.271
**D	UNIVERSITY OF GLENFORD UNIVERSITY PENSION PLAN TRUST	736	736	736
**D	ROBSON WALTON 1999 CHILDRENS TRUST	1.171	1.171	1.171
**D	WIRGINIA C.MARS REVOCABLE TRUST DATED AUGUST 6, 1991	406	406	406
**D	WIRGINIA C.MARS REVOCABLE TRUST DATED AUGUST 6, 1991	970	970	970
**D	WIRGINIA C.MARS REVOCABLE TRUST DATED AUGUST 6, 1991	998	998	998
**D	WIRGINIA C.MARS REVOCABLE TRUST DATED AUGUST 6, 1991	3.933	3.933	3.933
**D	WIRGINIA C.MARS REVOCABLE TRUST DATED AUGUST 6, 1991	870	870	870
**D	WIRGINIA C.MARS REVOCABLE TRUST DATED AUGUST 6, 1991	492	492	492



LISTA ESITO DELLE VOTAZIONE

Oggetto: Determinazione dei compensi spettanti ai componenti del Consiglio di Amministrazione
FAVOREVOLI

Badge	Ragione Sociale	Proprio	Delega	Totale
**D	USAA MASTER TRUST (PENSION AND RSP)	2.311	2.311	2.311
**D	BANK OF BOTSWANA	6.320	6.320	6.320
**D	INTERNATIONAL MONETARY FUND RETIRED STAFF BENEFITS INVESTMENT	8.257	8.257	8.257
**D	MERCY INVESTMENT SERVICES INC	5.170	5.170	5.170
**D	PUBLIC PENSION AGENCY	126.508	126.508	126.508
**D	PUBLIC PENSION AGENCY	99.476	99.476	99.476
**D	PUBLIC PENSION AGENCY	14.822	14.822	14.822
**D	STATE OF UTAH, SCHOOL AND INSTITUTIONAL TRUST FUNDS	13.079	13.079	13.079
**D	BEAT DRUGS FUND ASSOCIATION	771	771	771
**D	HONG KONG SAR GOVERNMENT EXCHANGE FUND	560.593	560.593	560.593
**D	BUNTING INTERNATIONAL DEVELOPED EQUITY TE LLC	1.087	1.087	1.087
**D	CARROLL AVENUE PARTNERS LLC	623	623	623
**D	CARNELIAN INVESTMENT MANAGEMENT LLC	14.733	14.733	14.733
**D	CHCP GLOBAL SECURITIES LP	146	146	146
**D	CENTERSQUARE INVESTMENT MANAGEMENT LLC	4.350	4.350	4.350
**D	DYNASTY INVEST, LTD	1.016	1.016	1.016
**D	DFI LP EQUITY (PASSIVE)	2.452	2.452	2.452
**D	DAZBOG HOLDINGS AFC LIMITED	698.863	698.863	698.863
**D	DAZBOG HOLDINGS BFC LIMITED	921.057	921.057	921.057
**D	DAZBOG HOLDINGS CFC LIMITED	192.950	192.950	192.950
**D	DAZBOG HOLDINGS EFC LIMITED	1.601.565	1.601.565	1.601.565
**D	DAZBOG HOLDINGS F5 LIMITED	101.365	101.365	101.365
**D	DAZBOG HOLDINGS HFC LIMITED	60.308	60.308	60.308
**D	DAZBOG HOLDINGS B5 LIMITED	146.192	146.192	146.192
**D	DAZBOG HOLDINGS MFC LIMITED	126.700	126.700	126.700
**D	EVA VALLEY MAI LLC	5.125	5.125	5.125
**D	FS OVERLAY C - PARAMETRIC	3.268	3.268	3.268
**D	FOURTH AVENUE INVESTMENT COMPANY.	4.192	4.192	4.192
**D	FIDDLER PARTNERS LLC	617	617	617
**D	THE BUNTING FAM INT DEVELOPED EQUITY LIMITED LIABILITY CO	3.055	3.055	3.055
**D	INTERNATIONAL EXPATRIATE BENEFIT MASTER TRUST	2.334	2.334	2.334
**D	INTERNATIONAL EQUITY FUND	6.209	6.209	6.209
**D	THE JBUT MASTER INVESTMENT PARTNERSHIP LLP	1.508	1.508	1.508
**D	NTGI-QM COMMON DAILY EAFE INDEX FUND - NON LENDING	59.128	59.128	59.128
**D	LAKE AVENUE INVESTMENTS, LLC	17.280	17.280	17.280
**D	LEGAL & GENERAL MSCI EAFE FUND, LLC	20.380	20.380	20.380
**D	LEHMAN-STAMM FAMILY PARTNERS LLC	602	602	602
**D	LTW GROUP HOLDINGS, LLC	10.526	10.526	10.526
**D	LUNA LLC	635	635	635
**D	LOY PARTNERSHIP, LLC	4.223	4.223	4.223
**D	MF INTERNATIONAL FUND LLC	805	805	805
**D	8ZA HOLDINGS, LLC	5.698	5.698	5.698
**D	NELKE PARTNERSHIP	2.148	2.148	2.148

Azionisti:

1.366 Teste:

21

Azionisti in proprio:


13

Azionisti in delega:

1.353

LISTA ESITO DELLE VOTAZIONE
 Oggetto: Determinazione dei compensi spettanti ai componenti del Consiglio di Amministrazione
 FAVOREVOLI

Badge	Ragione Sociale	Proprio	Delega	Totale
**D	OHANA HOLDINGS LLC	186.100	186.100	186.100
**D	OMEGA FFIP LIMITED PARTNERSHIP	1.455	1.455	1.455
**D	ORIZABA, LP	19.554	19.554	19.554
**D	PRO-GEN INVESTMENTS LLC	715	715	715
**D	CINDY SPRINGS, LLC	20.341	20.341	20.341
**D	NTGI-QM COMMON DAILY ALL COUNWD EX-US INV MKT INDEX F NONLEND	13.911	13.911	13.911
**D	RDM LIQUID LLC	3.494	3.494	3.494
**D	ROTHKO ALL COUNTY WORLD EX-US EQUITY FUND LP	1.227	1.227	1.227
**D	RAMI PARTNERS, LLC	15.809	15.809	15.809
**D	SENTINEL INTERNATIONAL FUND	1.186	1.186	1.186
**D	SENTINEL INTERNATIONAL TRUST	2.378	2.378	2.378
**D	SIM GLOBAL BALANCED TRUST.	568	568	568
**D	SILVER GROWTH FUND, LP	1.352	1.352	1.352
**D	GLOBAL BOND FUND	9.351	9.351	9.351
**D	FCM INTERNATIONAL LLC	1.033	1.033	1.033
**D	SHIMODA HOLDINGS, LLC	1.541	1.541	1.541
**D	MALACHITE 35 TRUST	10.125	10.125	10.125
**D	AVALON PORTFOLIO II, LLC	1.447	1.447	1.447
**D	801 INVESTMENTS LLC	4.125	4.125	4.125
**D	SUSTAINABLE INSIGHT GLOBAL ESG PASSIVE PLUS FUND, LLC	741	741	741
**D	K INVESTMENTS SH LIMITED	76.375	76.375	76.375
**D	LEGAL & GENERAL MSCI EAFE SL FUND, LLC	17.933	17.933	17.933
**D	NTGI-QM COMMON DAILY EAFE INDEX FUND - LENDING	35.695	35.695	35.695
**D	NTGI - QM COMM DAILY ALL COUNTRY WD EX-US EQ INDEX F - LEND	22.802	22.802	22.802
**D	INTERNATIONAL MONETARY FUND STAFF RETIREMENT PLAN	34.599	34.599	34.599
**D	INTERNATIONAL MONETARY FUND STAFF RETIREMENT PLAN	6.146	6.146	6.146
**D	UNIT NAT RELIEF AND WORKS AG FOR PALEST REF IN THE NEAR EAST	2.238	2.238	2.238
**D	NATIONAL COUNCIL FOR SOCIAL SECURITY FUND, P.R.C	4.923	4.923	4.923
**D	NATIONAL COUNCIL FOR SOCIAL SECURITY FUND, P.R.C	34.474	34.474	34.474
**D	NGEE ANN POLYTECHNIC	123	123	123
**D	NATIONAL COUNCIL FOR SOCIAL SECURITY FUND, P.R.C	59.975	59.975	59.975
**D	NATIONAL COUNCIL FOR SOCIAL SECURITY FUND, P.R.C	31.416	31.416	31.416
**D	FIDELITY SALEM STREET TRUST: FIDELITY FLEX INTERN INDEX FUND	7.127	7.127	7.127
**D	FIDELITY SALEM STREET TRUST FIDELITY SERIES GLOBAL EX U.S. INDEX FUND	161.924	161.924	161.924
**D	THE PARTNERS FUND	73.383	73.383	73.383
**D	THE PARTNERS FUND	6.469	6.469	6.469
**D	THE PARTNERS FUND	263.790	263.790	263.790
**D	THE PARTNERS FUND	35.227	35.227	35.227
**D	THE PARTNERS FUND	12.054	12.054	12.054
**D	THE PARTNERS FUND	3.672	3.672	3.672
**D	THE PARTNERS FUND	9.594	9.594	9.594
**D	THE PARTNERS FUND	233.275	233.275	233.275
**D	THE PARTNERS FUND	133.471	133.471	133.471



Assemblea Ordinaria del 18 aprile 2019

LISTA ESITO DELLE VOTAZIONI

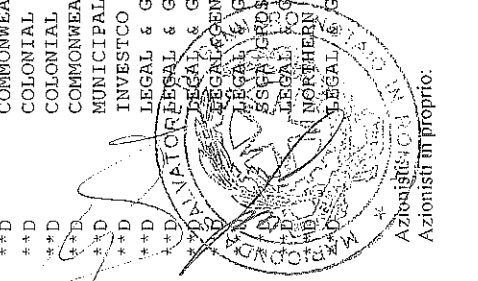
Oggetto: Determinazione dei compensi spettanti ai componenti del Consiglio di Amministrazione
FAVOREVOLI

Badge	Ragione Sociale	Proprio	Delega	Totale
**D	LORD MAYORS CHARITABLE FUND		429	429
**D	PARTNERS GROUP GLOBAL MULTI-ASSET FUND		15.880	15.880
**D	QUEENSLAND INVESTMENT TRUST NO.2		5.946	5.946
**D	AUSTRALIA POST SUPERANNUATION SCHEME		2.165	2.165
**D	NORTHERN FUNDS INTERNATIONAL GROWTH EQUITY FUND		17.788	17.788
**D	FORD MOTOR COMPANY DEFINED BENEFIT MASTER TRUST		18.160	18.160
**D	JTW TRUST NO. 4 UAD 9/19/02		2.817	2.817
**D	JTW TRUST NO. 2 UAD 9/19/02		2.039	2.039
**D	MICHIGAN CATHOLIC CONFERENCE MASTER PENSION TRUST		1.661	1.661
**D	NORTHERN MULTI MANAGER GLOBAL LISTED INFRASTRUCTURE FUND		2.003.299	2.003.299
**D	MICHIGAN CATHOLIC CONFERENCE	563		563
**D	NORTHERN FUNDS - INTERNATIONAL EQUITY INDEX FUND	191.281		191.281
**D	MASTER TR AGREE BETWEEN PFIZER INC AND THE NORTHERN TR CO	6.485		6.485
**D	PREBYTERIAN CHURCH (USA) FOUNDATION	4.678		4.678
**D	NORTHERN TRUST GLOBAL INVESTMENTS COLLECTIVE FUNDS TRUST		1.282.148	1.282.148
**D	NATIONAL RAILROAD RETIREMENT INVESTMENT TRUST		5.024	5.024
**D	VOL EMPL BEN ASS OF THE NON-REPR EMPL OF SOUT CAL EDISON CO		1.633	1.633
**D	1999 VOL EMPL BEN ASS NON-REPR EMPL OF SOUT CAL EDISON CO	981		981
**D	SAMFORD UNIVERSITY	352		352
**D	THE TRUSTEES OF THE HENRY SMITH CHARITY	14.226		14.226
**D	TRINITY COLLEGE CAMBRIDGE	3.420		3.420
**D	HRW TESTAMENTARY TRUST NO 3	2.073		2.073
**D	HRW TESTAMENTARY TRUST NO 1	2.573		2.573
**D	HRW TRUST NO 1 UAD 01/17/03	970		970
**D	HRW TESTAMENTARY TRUST NO. 11	2.568		2.568
**D	HRW TESTAMENTARY TRUST NO 6	2.099		2.099
**D	HRW TESTAMENTARY TRUST NO 4	2.041		2.041
**D	HRW TESTAMENTARY TRUST NO. 9	1.771		1.771
**D	HRW TESTAMENTARY TRUST NO. 8	2.472		2.472
**D	HRW TESTAMENTARY TRUST NO 2	1.679		1.679
**D	HRW TESTAMENTARY TRUST NO. 7	2.729		2.729
**D	HRW TRUST NO 4 UAD 01/17/03	1.152		1.152
**D	HRW TESTAMENTARY TRUST NO 5	2.158		2.158
**D	HRW TESTAMENTARY TRUST NO. 12	3.451		3.451
**D	HRW TRUST NO 3 UAD 01/17/03	1.152		1.152
**D	BANNER HEALTH	137.500		137.500
**D	CHEVRON MASTER PENSION TRUST	13.208		13.208
**D	CSAA INSURANCE EXCHANGE	20.228		20.228
**D	A.I.DUPONT TESTAMENTARY TRUST	10.556		10.556
**D	SPARTAN GROUP TRUST FOR EMPLOYEE BENEFIT PLANS	95.622		95.622
**D	FRESNO COUNTY EMPLOYEES' RETIREMENT ASSOCIATION	1.487		1.487
**D	STICHTING INSTITUUT GAK	1.234		1.234
**D	GUIDE STONE FUNDS INTERNATIONAL EQUITY INDEX FUNDS	2.326		2.326

LISTA ESITO DELLE VOTAZIONE

Oggetto: Determinazione dei compensi spettanti ai componenti del Consiglio di Amministrazione FAVOREVOLI

Badge	Ragione Sociale	Proprio	Delega	Totale
**D	GENERAL PENSION AND SOCIAL SECURITY AUTHORITY	16.972	16.972	16.972
**D	ILLINOIS MUNICIPAL RETIREMENT FUND	314.250	314.250	314.250
**D	LOS ANGELES CITY EMPLOYEES RETIREMENT SYSTEM	49.347	49.347	49.347
**D	CITY OF LOS ANGELES FIRE AND POLICE PENSION PLAN	540	540	540
**D	LOCKHEED MARTIN CORPORATION MASTER RETIREMENT TRUST	15.375	15.375	15.375
**D	MONTGOMERY COUNTY EMPLOYEES' RETIREMENT SYSTEM	8.875	8.875	8.875
**D	UTAH STATE RETIREMENT SYSTEMS	47.557	47.557	47.557
**D	WILSHIRE INTERNATIONAL EQUITY FUND	76.738	76.738	76.738
**D	WYOMING RETIREMENT SYSTEM	2.484	2.484	2.484
**D	FORD MOTOR COMPANY OF CANADA, LIMITED PENSION TRUST	2.230	2.230	2.230
**D	HSBC GLOBAL EQUITY FUND	3.072	3.072	3.072
**D	HSBC INTERNATIONAL EQUITY POOLED FUND	15.330	15.330	15.330
**D	HALIFAX REGIONAL MUNICIPALITY MASTER TRUST	28.978	28.978	28.978
**D	FUTURE FUND BOARD OF GUARDIANS FOR AND OBO FUTURE FUND	5.160	5.160	5.160
**D	MRFF INVESTMENT COMPANY NO. 2 PTY LTD	56.351	56.351	56.351
**D	IBM DIVERSIFIED GLOBAL EQUITY FUND	140.179	140.179	140.179
**D	THE BANK OF IRELAND STAFF PENSIONS FUND	12.091	12.091	12.091
**D	STICHTING HEINEKEN PENSIOENFONDS	132.050	132.050	132.050
**D	THE TRUSTESS OF IBM PENSION PLAN	11.102	11.102	11.102
**D	STICHTING PENSIOENFONDS SAGITTARIUS	10.217	10.217	10.217
**D	THE TRUSTEES OF CHEVRON UK PENSION PLAN	16.446	16.446	16.446
**D	THE BOARD OF THE PENSION PROTECTION FUND	26.235	26.235	26.235
**D	STICHTING PENSIOENFONDS VAN DE METALEKTRO (PME)	6.350	6.350	6.350
**D	NORTHERN TRUST UCITS COMMON CONTRACTUAL FUND	172.385	172.385	172.385
**D	PUBLIC EMPLOYEES RETIREMENT ASSOCIATION OF COLORADO	208.406	208.406	208.406
**D	COLONIAL FIRST STATE INVESTMENT FUND 50	127.987	127.987	127.987
**D	COMMONWEALTH GLOBAL LISTED INFRASTRUCTURE FUND 6	9.810	9.810	9.810
**D	COMMONWEALTH GLOBAL LISTED INFRASTRUCTURE FUND 4	1.401.291	1.401.291	1.401.291
**D	COLONIAL FIRST STATE WHOLESALÉ GLOBAL LISTED INFR SEC F	169.551	169.551	169.551
**D	COLONIAL FIRST STATE WHOLESALÉ INDEXED GLOBAL SHARE FUND	1.172.261	1.172.261	1.172.261
**D	COMMONWEALTH GLOBAL SHARE FUND 29	17.787	17.787	17.787
**D	MUNICIPAL EMPLOYEES' ANNUITY AND BENEFIT FUND OF CHICAGO	142	142	142
**D	INVESTCO ITALIAN HOLDINGS SRL	3.827	3.827	3.827
**D	LEGAL & GENERAL FUTURE WORLD CLIMATE CHANGE EQ FACTORS IND FD	66.513.016	66.513.016	66.513.016
**D	LEGAL & GENERAL FUTURE GLOBAL EQUITY INDEX FUND	5.824	5.824	5.824
**D	LEGAL & GENERAL GLOBAL INFRASTRUCTURE INDEX FUND	2.117	2.117	2.117
**D	LEGAL & GENERAL INTERNATIONAL INDEX TRUST	103.895	103.895	103.895
**D	LEGAL & GENERAL INTERNATIONAL INDEX TRUST	328.449	328.449	328.449
**D	LEGAL & GENERAL INTERNATIONAL INDEX TRUST	27.205	27.205	27.205
**D	LEGAL & GENERAL INTERNATIONAL INDEX TRUST	17.781	17.781	17.781
**D	LEGAL & GENERAL INTERNATIONAL INDEX TRUST	11.301	11.301	11.301
**D	LEGAL & GENERAL INTERNATIONAL INDEX TRUST	31.204	31.204	31.204
**D	LEGAL & GENERAL INTERNATIONAL INDEX TRUST	7.860	7.860	7.860



LISTA ESITO DELLE VOTAZIONE

Oggetto: **Determinazione dei compensi spettanti ai componenti del Consiglio di Amministrazione FAVOREVOLI**

Badge	Ragione Sociale	Proprio	Delega	Totale
**D	BLACKROCK AUTHORIZED CONTRACTUAL SCHEME I		368.284	368.284
**D	BLACKROCK AUTHORIZED CONTRACTUAL SCHEME I		13.432	13.432
**D	BRITISH COLUMBIA INVESTMENT MANAGEMENT CORPORATION		139.151	139.151
**D	STATE TEACHERS RETIREMENT SYSTEM OF OHIO		79.192	79.192
**D	BANCO NACIONAL DE PANAMA, ACTING AS TRUSTEE OF THE FIDEICOMISO DE FONDO DE AHORRO DE PANAMA		1.440	1.440
**D	LGPS CENTRAL AUTHORIZED CONTRACTUAL SCHEME		133.000	133.000
**D	UBS COMMON CONTRACTUAL FUND		6.918	6.918
**D	BORDER TO COAST AUTHORIZED CONTRACTUAL SCHEME		315.407	315.407
**D	CLEARWATER INTERNATIONAL FUND		2.238	2.238
**D	STICHTING BEDRIJFSTAKPENSIOENFONDS VOOR HET LEVENSMIDD		16.250	16.250
**D	KOMMUNAL LANDSPENSJONSKASSE GJENSIDIG FORSIKRINGSSELSKAP		35.799	35.799
**D	VERDIPAPIRFONDET KLP AKSJEGLOBAL INDEKS I		57.877	57.877
**D	VERDIPAPIRFONDET KLP AKSJEEUROPA INDEKS I		30.261	30.261
**D	STICHTING BEDRIJFST VOOR HET SCHOONMAAK EN GLAZ		14.818	14.818
**D	STICHTING PENSIOENFONDS CAMPINA		4.290	4.290
**D	STICHTING BEDRIJFST VOOR HET BEROEPSVERVOER OVER DE WEG		55.684	55.684
**D	STICHTING PENSIOENFONDS ING		58.010	58.010
**D	NORTHERN TRUST UCITS FGR FUND		88.567	88.567
**D	ROBECO INSTITUTIONAL UMBRELLA FUND		5.489	5.489
**D	STICHTING BEDRIJFSTAKPENSIOEN FONDS VOOR DE DETAILHANDEL		94.449	94.449
**D	JOHN HANCOCK HEDGED EQUITY AND INCOME FUND		4.684	4.684
**D	MEDIOLANUM GESTIONE FONDI SGR - FLESSIBILE FUTURO ITALIA	1.040.000	1.040.000	1.040.000
**D	EURIZON CAPITAL SGR - EURIZON AZIONI AREA EURO	7.789	7.789	7.789
**D	EURIZON CAPITAL SGR - EURIZON PROGETTO ITALIA 70	240.544	240.544	240.544
**D	EURIZON CAPITAL SGR - EURIZON AZIONI ITALIA	374.467	374.467	374.467
**D	EURIZON CAPITAL SGR - EURIZON PIR ITALIA AZIONI	28.625	28.625	28.625
**D	EURIZON CAPITAL SGR - EURIZON PROGETTO ITALIA 40	244.228	244.228	244.228
**D	STICHTING BEDRIJFSPENSIOENFONDSVOOR DE LANDBOUW MANDAAT BLACKRO	142.589	142.589	142.589
**D	STG PFDS ACHMEA MANDAAT BLACKROCK	20.820	20.820	20.820
**D	STICHTING PENSIOENFONDS WONEN	12.541	12.541	12.541
**D	STICHTING J.E. ASR ES G INDEXPLUS INST. FONDSEN INZAKE EUROPA	32.738	32.738	32.738
**D	THE CANADA LIFE ASSURANCE COMPANY	64.017	64.017	64.017
**D	RENAISSANCE INTERNATIONAL EQUITY PRIVATE POOL	152	152	152
**D	THE GREAT-WEST LIFE ASSURANCE COMPANY	57.655	57.655	57.655
**D	COUNSEL DEFENSIVE GLOBAL EQUITY	803	803	803
**D	INVESTORS GLOBAL INFRASTRUCTURECLASS	26.400	26.400	26.400
**D	LONDON LIFE INSURANCE COMPANY	733.294	733.294	733.294
**D	GLOBAL INFRASTRUCTURE EQUITY FUND LONDON CAPITAL	62.080	62.080	62.080
**D	MACKENZIE DIVERSIFIED ALTERNATIVES FUND	17.746	17.746	17.746
**D	MACKENZIE MAXIMUM DIVERS. ALL WORLD DEVELOPED EX NORTH AMERICA IE	3.032	3.032	3.032
**D	MACKENZIE INTERNATIONAL EQUITY INDEX ETF	216	216	216
**D	MACKENZIE MAX DIVERSIFICATION DEVELOPED EUR INDEX ETF	13.000	13.000	13.000
**D	MACKENZIE MAX DIVERSIFICATION ALL WORLD DEVELOPED IND ETF	9.082	9.082	9.082

Azionisti:
Azionisti in proprio:

1.366 Teste:
13 Azionisti in delega:

21
1.353

Pagina 34

Assemblea Ordinaria del 18 aprile 2019

LISTA ESITO DELLE VOTAZIONI

Oggetto: **Determinazione dei compensi spettanti ai componenti del Consiglio di Amministrazione FAVOREVOLI**

Badge	Ragione Sociale	Proprio	Delega	Totale
Totale voti	578,355.827			
Percentuale votanti %	92,711741			
Percentuale Capitale %	70,037181			

Azionisti: 1.366 Teste: 21
Azionisti in proprio: 13 Azionisti in delega: 1.353

Assemblea Ordinaria del 18 aprile 2019ESITO VOTAZIONE

Oggetto : **Deliberazione in merito alla prima sezione della Relazione sulla remunerazione**

Hanno partecipato alla votazione:

-n° 1.426 azionisti,
portatori di n° 623.821.559 azioni ordinarie, tutte ammesse al voto,
pari al 75,542947% del capitale sociale.

Hanno votato:

		% su Azioni Ordinarie
Favorevoli	427.025.182	68,453098
Contrari	193.695.711	31,049858
SubTotale	620.720.893	99,502956
Astenuti	763.065	0,122321
Non Votanti	2.337.601	0,374723
SubTotale	3.100.666	0,497044
Totale	623.821.559	100,000000

Ai sensi dell'art. 135-undecies del TUF **non sono computate** ai fini del calcolo della maggioranza e del capitale richiesto per l'approvazione della delibera numero **0** azioni pari al **0,000000%** delle azioni rappresentate in aula.





LISTA ESITO DELLE VOTAZIONI

Oggetto: Deliberazione in merito alla prima sezione della Relazione sulla remunerazione
CONTRARI


Badge	Ragione Sociale	Proprio	Delega	Totale
6674	AGOSTINI ANTONIO		400.000	400.000
**D	ARCA FONDI SGR - FONDO ARCA AZIONI ITALIA		79.094	79.094
**D	FRANKLIN TEMPLETON INVESTMENT FUNDS		5.577	5.577
**D	KEMPER INTERNATIONAL FUNDS		366	366
**D	T. ROWE PRICE FUNDS SICAV		280	280
**D	JPMORGAN FUNDS (IRELAND) ICAV		1.156.809	1.156.809
**D	AVIVA INVESTORS		23.839	23.839
**D	ARK LIFE ASSURANCE COMPANY LIMITED		367.101	367.101
**D	BLACKROCK INDEX SELECTION FUND		470.693	470.693
**D	MORGAN STANLEY INVESTMENT FUNDS		6.703	6.703
**D	THE PARTNERS FUND SICAV LRI INVEST S.A.		702.873	702.873
**D	RBC ISB - MMA VIE SA		45.809	45.809
**D	NMM5 GIEP PTN ACCOUNT		10.000	10.000
**D	NMM5-WIEQ-CNS ACCOUNT		126.404	126.404
**D	DPAM EQUITIES L		171.930	171.930
**D	SCHWAB INTERNATIONAL INDEX FUND		293	293
**D	THE MASTER TRUST BANK OF JAPAN LTD		509	509
**D	THE MASTER TRUST BANK OF JAPAN LTD		2.893.282	2.893.282
**D	FIDELITY FUNDS SICAV		52.412	52.412
**D	THE MASTER TRUST BANK OF JAPAN LTD		18.527	18.527
**D	AMP CAPITAL GLOBAL LISTED INFRASTRUCTURE FUND		12.809	12.809
**D	GIM SPECIALIST INVESTMENT FUNDS		4.284	4.284
**D	THE MASTER TRUST BANK OF JAPAN LTD		6.751	6.751
**D	MF PICTET MULTI ASSET FUND		6.027	6.027
**D	JAPAN TRUSTEE SERVICES BANK LTD		2.052	2.052
**D	THE MASTER TRUST BANK OF JAPAN LTD		2.117	2.117
**D	JAPAN TRUSTEE SERVICES BANK LTD		124.653	124.653
**D	FIDELITY SAL ST FIDELITY GLOBAL EX US IN		264.224	264.224
**D	VANGUARD FUNDS PLC		4.597	4.597
**D	LCAM GLOBAL EQUITY FUNDS		44.385	44.385
**D	SCHWAB FUNDAMENTAL INTERNATIONAL LARGE COMPANY INDEX FUND		126.047	126.047
**D	SPICOPAR QUARIE GLOBAL LISTED INFRASTRUCTURE C		3.095	3.095
**D	INSTITUTIONAL MANAGED TRUST MULTI-AS		249.245	249.245
**D	VANGUARD INVESTMENT SERIES PLC		187.689	187.689
**D	VANGUARD INVESTMENT SERIES PLC		130.464	130.464
**D	VANGUARD INVESTMENT SERIES PLC		20.589	20.589
**D	FORANGELLES CAPITAL GLOBAL FUND PLC		47.802	47.802
**D	FIDELITY SALEM STREET TRUST: SEARTAN TOTAL INTERNATIONAL INDEX FUND		9.488	9.488
**D	FIDELITY SALEM STREET TRUST - MIM VOLAT.FUND		15.203	15.203
**D	FIDELITY UCITS ICAV		100.785	100.785
**D	FIDELITY SALEM STREET TRUST: FIDELITY SAI INTERNATIONAL VALUE INDEX FUND		1.348	1.348
**D	FIDELITY UCITS II ICAV		1.648	1.648
**D	VARIABLE INSURANCE PRODUCTS FUND II: INTERNATIONAL INDEX PORTFOLIO			

Azionisti:
Azionisti in proprio: 3

1.085 Teste:
Azionisti in delega: 4

1.082

Pagina 1



LISTA ESITO DELLE VOTAZIONI

Oggetto: Deliberazione in merito alla prima sezione della Relazione sulla remunerazione

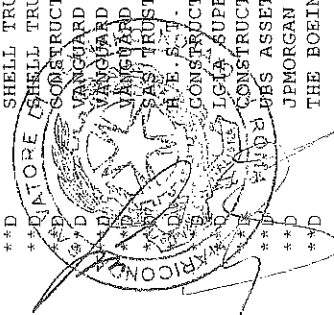
CONTRARI

Badge	Ragione Sociale	Proprio	Delega	Totale
**D	FIDELITY SALEM STREET TRUST: FIDELITY ZERO INTERNATIONAL INDEX FUND	18.394	18.394	18.394
**D	FIDELITY CONCORD STREET TRUST: FIDELITY SERIES INTERNATIONAL INDEX FUND	2.445	2.445	2.445
**D	MONDRIAN GLOBAL LISTED INFRASTRUCTURE FUND	2.408	2.408	2.408
**D	COHEN & STEERS GLOBAL LIST. INFR.FD	72.824	72.824	72.824
**D	NUVEEN GLOBAL INFRASTRUCTURE FUND	692.909	692.909	692.909
**D	ADVISOR MANAGED TRUST - TACTICAL OFFENSI	4.314	4.314	4.314
**D	CORNERSTONE ADVISORS GLOBAL PUBLIC EQUITY FUND	3.898	3.898	3.898
**D	PANAGORA RISK PARIY M.A.C.FD	952	952	952
**D	BAYK G2 FONDS	10.636	10.636	10.636
**D	UNIVERSAL-CAV	20.601	20.601	20.601
**D	BAYK A4 FONDS	32.929	32.929	32.929
**D	ALLIANZGI FONDS ALLRA	2.610	2.610	2.610
**D	ALLIANZGI FONDS USES	4.770	4.770	4.770
**D	ALLIANZGI FONDS DUNHILL	2.390	2.390	2.390
**D	ALLIANZGI FONDS PFI	8.864	8.864	8.864
**D	ALLIANZGI FONDS PFALCO	15.253	15.253	15.253
**D	ALLIANZGI FONDS AESAN	26.910	26.910	26.910
**D	ALLIANZGI FONDS AMEV	18.760	18.760	18.760
**D	KREBSHILFE 2 FONDS	2.780	2.780	2.780
**D	ALLIANZGI FONDS CAESAR	4.420	4.420	4.420
**D	ALLIANZGI FONDS AFE	3.454	3.454	3.454
**D	SDK K3 FONDS	1.860	1.860	1.860
**D	ALLIANZGI FONDS DPF DILLINGER PENSIONSF0	8.694	8.694	8.694
**D	PARVEST	25.708	25.708	25.708
**D	BNP PARIBAS LI	218.045	218.045	218.045
**D	BNP PARIBAS EASY	107.625	107.625	107.625
**D	BNP PARIBAS B PENSION GROWTH	63.571	63.571	63.571
**D	BNP PARIBAS B PENSION STABILITY	23.327	23.327	23.327
**D	METROPOLITAN RENTASTRO	109.186	109.186	109.186
**D	BNP PARIBAS B PENSION BALANCED	254.733	254.733	254.733
**D	JANUS HENDERSON INSTITUTIONAL EUROPEAN INDEX OPPORTUNITIES FUND	38.364	38.364	38.364
**D	ENHANCED INDEX INTERNATIONAL SHARE FUND	49.993	49.993	49.993
**D	AUSTRALIAN CATHOLIC SUPERAN RETIREM FUND	4.997	4.997	4.997
**D	CLEARVIEW INFRASTRUCTURE FUND	285.033	285.033	285.033
**D	AMP CAP UNHEGDED GL SHS MULTI MAN FUND	7.837	7.837	7.837
**D	AMP INTERNATIONAL EQUITY INDEX FUND HEDG	47.610	47.610	47.610
**D	FIRST STATE INVESTMENTS GLOBAL LISTED IN	219.577	219.577	219.577
**D	IPAC SPEC INV STR INT SHARESTRATEGY NO 1	3.640	3.640	3.640
**D	AMP GLOBAL LISTED INFRASR INDEX FUND HED	194.707	194.707	194.707
**D	UNISUPER	4.463	4.463	4.463
**D	WHOLESALE UNIT TRUST GL. INFRASTRUCTURE F	51.421	51.421	51.421
**D	AMP CAPITAL GLOBAL LISTED INFRASR. FD	98.321	98.321	98.321
**D	BPSS SYD/UNISUPER	730.445	730.445	730.445

LISTA ESITO DELLE VOTAZIONI

Oggetto: Deliberazione in merito alla prima sezione della Relazione sulla remunerazione
CONTRARI

Badge	Ragione Sociale	Proprio	Delega	Totale
**D	WHOLESALE UNIT TRU MSCI GLOB IND SHAR FU		2.735	2.735
**D	IPAC SPEC INVEST STR LISTED GL INFR		43.532	43.532
**D	AMP CAP GLO INFR SEC F (UNHEDGED)MAN FU		8.137	8.137
**D	AMP CAPITAL GLOBAL INFR SECUR FUND UNHED		388.717	388.717
**D	AMP GLOBAL LISTED INFR MARKET IND FD HE		414.804	414.804
**D	MERCER UNHEDGED OVERSEAS SHARES TRUST		1.004	1.004
**D	FCP BNP PARIBAS ACTIONS EUROPE		2.092	2.092
**D	FCP ALM ACTIONS EURO		147.438	147.438
**D	IPA CORPORATE ACTIONS AND INCOME		79.355	79.355
**D	ACTIAM RESPONSIBLE INDEX FUND EQUITY EUR		123.595	123.595
**D	FONDS DE RESERVE POUR LES RETRAITES		276.461	276.461
**D	FCP ERAFP ACT EUR 7 OFI		73.271	73.271
**D	ERAFP ACTIONS EUROS 1		1.131.621	1.131.621
**D	SWISS LIFE LUXEMBOURG SA		69.419	69.419
**D	BANQUE PICTET & CIE SA		5.761	5.761
**D	PICTET GLOBAL SELECTION FUND		131.013	131.013
**D	PICTET GLOBAL SELECTION FUND - GLOB		4.473.727	4.473.727
**D	PICTET-EUROLAND INDEX		25.964	25.964
**D	PICTET-EUROPE INDEX		93.331	93.331
**D	FOREIGN STOCK INDEX MOTHER FUND		13.457	13.457
**D	SHINKO GLOBAL EQUITY INDEX MOTHER FUND		337	337
**D	GLOBAL HIGH DIVIDEND EQUITY MOTHER FUND		270.000	270.000
**D	FTSE-EDHEC RISK EFFICIENT INT DEVELOPED COUNTRIES INDEX		796	796
**D	GIVI GLOBAL EQUITY FUND A SERIES TRUST OF GLOBAL MULTI STRATEGY		10.759	10.759
**D	MACQUARIE - GLOBAL LISTED INFR FD		34.404	34.404
**D	BROOKFIELD INVESTMENT FUNDS UCITS		394.649	394.649
**D	JSS INVESTMENTFONDS II		107.309	107.309
**D	MAPLE BROWN ABBOTT FUNDS PLC		422.684	422.684
**D	SHELL TRUST (BERMUDA) LTD AS TRUSTEE OF THE SHELL OVERSEAS CONTRIBUTORY PENSION FUND		6.125	6.125
**D	SHELL TRUST (BERMUDA) LIMITED AS TRUSTEE OF THE SHELL INTERNATIONAL PENSION FUND		8.623	8.623
**D	CONSTRUCTION AND BUILDING UNIONS SUPERANNUATION FUND		6.820	6.820
**D	WANGCARD GLOBAL MINIMUM VOLATILITY FUND		27.903	27.903
**D	WANGCARD INTERNATIONAL SHARE INDEX FUND		1.004	1.004
**D	WANGCARD GLOBAL INFRASTRUCT. INDEX FUND		149.377	149.377
**D	SAS TRUSTEE CORPORATION		109.066	109.066
**D	RAE S.A. AUSTRALIA LIMITED		6.197	6.197
**D	CONSTRUCTION AND BUILDING UNIONS SUPERANNUATION FUND		23.597	23.597
**D	LGIA SUPER TRUSTEE AS TRUSTEE FOR LGIA		11.691	11.691
**D	CONSTRUCTION AND BUILDING UNIONS SUPERANNUATION FUND		231.305	231.305
**D	PHS ASSET MANAGEMENT LIFE LTD		323.117	323.117
**D	JPMORGAN CHASE BANK - PB - UNITED STATES TRUSTS		1.376	1.376
**D	THE BOEING COMPANY EMPLOYEE RETIREMENT PLANS MASTER TRUST		196.838	196.838



Assemblea Ordinaria del 18 aprile 2019

LISTA ESITO DELLE VOTAZIONI

Oggetto: Deliberazione in merito alla prima sezione della Relazione sulla remunerazione

CONTRARI

Badge	Regione Sociale	Proprio	Delega	Totale
**D	FIDELITY FIRST GLOBAL FUND	922	922	922
**D	ANZ WHOLESale INTERN. SHARE NO. 1 FUND	1.760	1.760	1.760
**D	OPTIMIX GLOBAL LISTED INFRASTRUCTUR	138.970	138.970	138.970
**D	VANGUARD ETHICALLY CONSCIOUS INTERNATIONAL SHARES INDEX FUND	4.181	4.181	4.181
**D	JPMORGAN CHASE BANK - PB - UNITED STATES PARTNERSHIP	1.214	1.214	1.214
**D	ONEPATH LOW VOLATILITY GLOBAL EQ IN POOL	31.278	31.278	31.278
**D	ONEPATH GLOBAL SHARES - GLOBAL INFRASTRUCTURE (HEDGED) INDEX POOL	790.025	790.025	790.025
**D	CONNECTICUT GENERAL LIFE INSURANCE COMPANY	975	975	975
**D	FQ ESSENTIAL BETA FUND LTD	5.000	5.000	5.000
**D	LUCRE PTY LTD FOR THE LABOUR UNION CO-OPERATIVE RETIREMENT FUND	3.154	3.154	3.154
**D	ONEPATH GLOBAL SHARES - LARGE CAP (UNHEDGED) INDEXPOOL	47.062	47.062	47.062
**D	NEW YORK LIFE INSURANCE	2.620	2.620	2.620
**D	NEW YORK LIFE INSURANCE COMPANY	25.396	25.396	25.396
**D	BOMBARDIER TRUST U.S. MASTER TRUST	71.097	71.097	71.097
**D	UBS MSCI WORLD MINIMUM VOLATILITY IND FD	9.387	9.387	9.387
**D	UBS FTSE RAFI DEVELOPED 1000 INDEX FUND	4.423	4.423	4.423
**D	JNL/MELLON CAPITAL INTNAL INDEX FUND	61.908	61.908	61.908
**D	VANTAGETRUST III MASTER COLLECTIVE INVESTMENT FUNDS TRUST	29.337	29.337	29.337
**D	T ROME PRICE INTERNATIONAL EQUITY INDEX FUND	23.646	23.646	23.646
**D	JNL/FIRST STATE GLOBAL INFRASTRUCTURE FUND	1.415.758	1.415.758	1.415.758
**D	JNL-S&P INTERNATIONAL 5 FUND	17.551	17.551	17.551
**D	GOLDMAN SACHS TRUST - GOLDMAN SACHS ABSOLUTE RETURN TRACKER FUND	5.100	5.100	5.100
**D	GOLDMAN SACHS TRUST- GOLDMAN SACHS INTER	37.999	37.999	37.999
**D	PUBLIC EMPLOYEES RETIREMENT SYSTEM OF OHIO	52.653	52.653	52.653
**D	THE MASTER TRUST BANK OF JAPAN LTD	534.027	534.027	534.027
**D	SHELL PENSIONS TRUST LIMITED AS TRUSTEE OF SHELL CONTRIBUTORY PENSION FUND	8.172	8.172	8.172
**D	THE BARCLAYS BANK UK RETIREMENT FUND	5.556	5.556	5.556
**D	VANGUARD FIDUCIARY TRUST COMPANY EUROPEAN STOCK INDEX TRUST	26.977	26.977	26.977
**D	VANGUARD TOTAL INTERNATIONAL STOCK INDEXFUND	8.313.191	8.313.191	8.313.191
**D	THE MASTER TRUST BANK OF JAPAN LTD	1.009.491	1.009.491	1.009.491
**D	VG V POOLFONDS PAI	18.301	18.301	18.301
**D	ALLIANZGI-FONDS DSPT	13.752	13.752	13.752
**D	FIDELITY EUROPEAN VALUES PLC	694.350	694.350	694.350
**D	FIDELITY INVESTMENT FUNDS III FIDELITY DIVERSIFIED GROWTH FUND	2.851	2.851	2.851
**D	STICHTING PENSIOENFONDS VOOR HUISARTISEN	18.449	18.449	18.449
**D	BUREAU OF LABOR FUNDS-LABOR RETI FUND	5.091	5.091	5.091
**D	BUREAU OF LABOR FUNDS-LABOR INSURANCE FUND	103.677	103.677	103.677
**D	BUREAU OF LABOR FUNDS-LABOR PENSION FUND	102.123	102.123	102.123
**D	CITY OF PHILADELPHIA PUBLIC EMPLOYEES RETIREMENT SYSTEM	104.328	104.328	104.328
**D	FIDELITY INVESTMENT FUNDS - FIDELITY INDEX WORLD FUND	16.453	16.453	16.453
**D	FIDELITY INVESTMENT FUNDS EUROPEAN FUND	1.507.785	1.507.785	1.507.785
**D	FIDELITY INVESTMENT FUNDS - FIDELITY INDEX EUROPE EX UK FUND	22.531	22.531	22.531
**D	TRUST AND CUSTODY SERVICES BANK LIMITED	43.688	43.688	43.688

Azionisti:

1.085 Teste:

4

Azionisti in proprio: 3 Azionisti in delega: 1.082

Pagina 4

Assemblea Ordinaria del 18 aprile 2019

LISTA ESITO DELLE VOTAZIONI

Oggetto: Deliberazione in merito alla prima sezione della Relazione sulla remunerazione

CONTRARI

Badge	Ragione Sociale	Proprio	Delega	Totale
**D	HSBC MANAGED STABLE FUND	164	164	164
**D	HSBC MANAGED STABLE GROWTH FUND	176	176	176
**D	HSBC MANAGED BALANCED FUND	1.384	1.384	1.384
**D	HSBC MANAGED GROWTH FUND	2.397	2.397	2.397
**D	FTSE ALL WORLD INDEX FUND	29.932	29.932	29.932
**D	CENTRAL FINANCE BOARD METHODIST CHURCH	3.430	3.430	3.430
**D	AI STRATEGIC GLOBAL EQUITY FUND	87.697	87.697	87.697
**D	REASSURE LIMITED	143.061	143.061	143.061
**D	AI GLOBAL EQUITY FUND	90.808	90.808	90.808
**D	FRIENDS LIFE AND PENSIONS LIMITED PIXHAM END	58.340	58.340	58.340
**D	FRIENDS LIFE FUNDS LIMITED	106.000	106.000	106.000
**D	FIRST STATE GLOBAL UMBRELLA FUND PLC-FIR	16.427	16.427	16.427
**D	HSBC GLOBAL ASSET MANAGEMENT LTD	2.570	2.570	2.570
**D	PUTM ACS EUROPEAN EX UK FUND	64.274	64.274	64.274
**D	FIRST STATE GLOBAL UMBRELLA FUND PLC	1.519.616	1.519.616	1.519.616
**D	HSBC EUROPEAN INDEX FUND	136.191	136.191	136.191
**D	PHOENIX LIFE LIMITED	309.066	309.066	309.066
**D	HSBC MSCI EUROPE UCITS ETF	17.658	17.658	17.658
**D	HSBC GLOBAL INVESTMENT FUNDS	4.245	4.245	4.245
**D	NATIONAL GRID UK PENSION SCHEME	19.051	19.051	19.051
**D	PUTM EUROPEAN UNIT TRUST	5.952	5.952	5.952
**D	PUTM BOTHWELL EUROPE FUND	377.233	377.233	377.233
**D	HSBC ETFS	6.266	6.266	6.266
**D	SONDERVORMOEGEN ALLIANZ VGI 1 FONDS	9.010	9.010	9.010
**D	MELLON OFFSHORE FUNDS C/O CIBC BANK AND TRUST COMPANY (CAYMAN) LIMITE	1.851.790	1.851.790	1.851.790
**D	SIX CIRCLES INTERNAT UNCONSTRAIN EQ FUND	77.768	77.768	77.768
**D	FONDAZIONE ROMA SIF	2.687	2.687	2.687
**D	ABERDEEN MONCEAU	4.861	4.861	4.861
**D	LA FRANCAISE INFLECTION POINT ACTION EUR	55.385	55.385	55.385
**D	CAISSE DES DEPOTS ET CONSIGNATIONS	30.252	30.252	30.252
**D	UNIVERSE THE CMI GLOBAL NETWORK FUND	59.558	59.558	59.558
**D	KAPITALFORENINGEN PENSAM INVEST PSI 10 GLOBALE AKTIER	24.939	24.939	24.939
**D	ROBECO CAPITAL GROWTH FUND	1.746	1.746	1.746
**D	DPAM INVEST B	329.696	329.696	329.696
**D	STICHTING SHELL PENSIOENFONDS	13.830	13.830	13.830
**D	ROBECO UMBRELLA FUND I N.V.	2.663	2.663	2.663
**D	BLACKROCK INSTITUTIONAL POOLED FUNDS PLC	77.931	77.931	77.931
**D	NFS LIMITED TRAFALGAR COURT ADMIRAL	16.153	16.153	16.153
**D	BANCO CENTRAL DE TIMOR EST	31.826	31.826	31.826
**D	CONNECTICUT GENERAL LIFE INSURANCE COMPANY	6.895	6.895	6.895
**D	BRUNEI SHELL RETIREMENT BENEFIT FUND	1.353	1.353	1.353
**D	AXA EQUITABLE LIFE INSURANCE CO	4.433	4.433	4.433
**D	FIDUCIARY TRUST COMPANY INTERNATIONAL AS	1.033	1.033	1.033

Azionisti:

1.085 Teste:

4

Azionisti in proprio: 3 Azionisti in delega:

1.082


Pagina 6

LISTA ESITO DELLE VOTAZIONI

Oggetto: Deliberazione in merito alla prima sezione della Relazione sulla remunerazione

CONTRARI

Badge	Ragione Sociale	Proprio	Delega	Totale
**D	ADVANCE INTERNATIONAL SHARE INDEX FUND		44.763	44.763
**D	ISHARES WHOLESALE SCREENED INTERNATIONAL EQUITY INDEX FUND		4.018	4.018
**D	ISHARES EDGE MSCI WORLD MINIMUM VOLATILI		1.103	1.103
**D	BLACKROCK GLOBAL LISTED INFRASTRUCTURE F		72.199	72.199
**D	ISHARES WHOLESALE INTERNATIONAL EQUITY INDEX FUND		34.032	34.032
**D	ISHARES ALLCOUNTRY EQUITY INDEX FUND		2.538	2.538
**D	BLACKROCK FISSION INDEXED INTL EQUITY FD		3.364	3.364
**D	RETIREMENT INCOME PLAN OF SAUDI ARABIAN OIL COMPANY		2.751	2.751
**D	NVIT INTERNATIONAL INDEX FUND		75.189	75.189
**D	EQ ADVISORS TRUST - AXA INTERNATIONAL CORE MANAGED VOLATILITY PORTFOLIO		25.818	25.818
**D	EQ ADVISORS TRUST- AXA/TEMPLETON GLOBAL EQUITY MANAGED VOLATILITY PORTFOLIO		5.072	5.072
**D	EQ ADVISORS TRUST-AXA GLOBAL EQUITY MANAGED VOLATILITY PORTFOLIO		22.075	22.075
**D	EQ ADVISORS TRUST - ATM INTERNATIONAL MANAGED VOLATILITY PORTFOLIO		39.091	39.091
**D	EQ ADVISORS TRUST - ATM INTERNATIONAL MANAGED VOLATILITY PORTFOLIO		15.611	15.611
**D	EQ ADVISORS TRUST - AXA INTERNATIONAL MANAGED VOLATILITY PORTFOLIO		72.594	72.594
**D	EQ ADV DYNAMIC MODERATE GROWTH PORTFOLIO		19.450	19.450
**D	EQ ADVISORS TRUST - AXA / AB DYNAMIC GROWTH PORTFOLIO		4.319	4.319
**D	AVIVA LIFE & PENSIONS UK LIMITED		146.070	146.070
**D	THE MASTER TRUST BANK OF JAPAN, LTD. AS TRUSTEE FOR MUTB400045792		14.430	14.430
**D	NATIONWIDE INTERNATIONAL INDEX FUND		48.103	48.103
**D	BUREAU OF LABOR FUNDS- LABOR PENSION FUND		1.588	1.588
**D	BUREAU OF LABOR FUNDS- LABOR PENSION FUND		3.415	3.415
**D	BUREAU OF LABOR FUNDS-LABOR RETI FUND		8.825	8.825
**D	AVIVA INVESTORS INVESTMENT FUNDS ICVC AVIVA INVESTORS INTERNATIONAL INDEX TRACK		13.826	13.826
**D	BLACKROCK INTERNATIONAL INDEX V.I. FUND OF BLACKROCK VARIABLE SERIES FUNDS		6.588	6.588
**D	THE MASTER TRUST BANK OF JAPAN		43.276	43.276
**D	BLACKROCK INSTITUTIONAL TRUST COMPANY N.A. INVESTMENT FUNDS FOR EMPLOYEE BENEFIT TRUSTS		3.972.740	3.972.740
**D	BLACKROCK MSCI EAFE EQUITY NY N.A. INVESTMENT FUNDS FOR EMPLOYEE BENEFIT TRUSTS		120.280	120.280
**D	ACHMEA PENSIOEN- EN LEVENSVZERKERINGEN		402.674	402.674
**D	AMERICAN UNIVERSITY		2.958	2.958
**D	DHL EMPLOYEE BENEFIT FUND OFF DE		35.558	35.558
**D	MSCI EUROPE EQUITY ESG SCREENED INDEX FU		381	381
**D	WASHINGTON STATE INVESTMENT BOARD		22.840	22.840
**D	AXA BELGIUM S A		431	431
**D	STICHTING PENSIOENFONDS VOOR VERLOSKUNDI		46.866	46.866
**D	THREE SAVINGS PLAN		1.718.964	1.718.964
**D	NEW MEXICO STATE INVESTMENT COUNCIL		1.798	1.798
**D	NEW MEXICO STATE INVESTMENT COUNCIL		21.121	21.121
**D	BURTON GLOBAL EQUITY FUNDS		1.849	1.849
**D	OPBMEFEAR EQUITY INDEX FUND - CLASS N		11.571	11.571
**D	ASSOCIATION BENEF RETR POL VILLE MONTREA		11.600	11.600
**D	WELING PUBLIC INFRASTRUCTURE (2017)		71.019	71.019
**D	WELING PUBLIC INFRASTRUCTURE (2017)		38.582	38.582



Pagina 7

Azionisti: 1.085 Teste: 4
 Azionisti in proprio: 3 Azionisti in delega: 1.082

LISTA ESITO DELLE VOTAZIONE

Oggetto: Deliberazione in merito alla prima sezione della Relazione sulla remunerazione

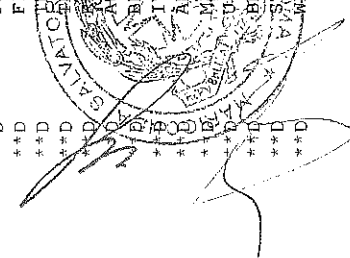
CONTRARI

Badge	Ragione Sociale	Proprio	Delega	Totale
**D	FCF LBPAM AVENIR EURO	2.499	2.499	2.499
**D	FCF LBPAM ACTIONS EURO LARGE CAP	51.055	51.055	51.055
**D	FCF FEDERIS IRC ACTIONS	53.407	53.407	53.407
**D	FUJI XEROX PENSION FUND	117.618	117.618	117.618
**D	SAS TRUSTEE CORPORATION	782.085	782.085	782.085
**D	MINE SUPERANNUATION FUND	432.393	432.393	432.393
**D	BUREAU OF LABOR FUNDS - LABOR RETIREMENT FUND	570.144	570.144	570.144
**D	COLUMBIA GLOBAL INFRASTRUCTURE FUND	361.500	361.500	361.500
**D	MULTI-MANAGER DIRECTIONAL ALTERNATIVE STRATEGIES FUND	4.667	4.667	4.667
**D	SUN LIFE SENTRY INFRASTRUCTURE FUND	835.252	835.252	835.252
**D	NM5-WIEQ-NVN ACCOUNT	10.480	10.480	10.480
**D	NM5 WIEQ BRF ACCOUNT	29.800	29.800	29.800
**D	NM5 GIEP NVN ACCOUNT	57.239	57.239	57.239
**D	WIF LAZ GBL PFD LIS INFRA	1.128.354	1.128.354	1.128.354
**D	ANIMA SGR- ANIMA GEO ITALIA	138.915	138.915	138.915
**D	ANIMA SGR SPA ANIMA SELEZIONE EUROPA	281.368	281.368	281.368
**D	ANIMA SGR SPA ANIMA ALTO POTENZIALE EUROPA	155.000	155.000	155.000
**D	ANIMA SGR- ANIMA ITALIA	92.496	92.496	92.496
**D	ANIMA EUROPA ANIMA SGR SPA	127.500	127.500	127.500
**D	BNYMTCL CGF WDEQ LA	14.122	14.122	14.122
**D	STATE OF WISCONSIN INVESTMENT BOARD	434.445	434.445	434.445
**D	THE GOVERNMENT EMPLOYEES PENSION FUND GEPF	16.876	16.876	16.876
**D	THE HARTFORD RETIREMENT PLAN TRUST FOR US EMPLOYEES	9.947	9.947	9.947
**D	KAPITALFORENINGEN EMD INVEST GLOBALE AKTIER III	2.288	2.288	2.288
**D	GS TACS MARKET CONTINUOUS INTERNATIONAL	28.450	28.450	28.450
**D	DT INTERNATIONAL STOCK INDEX FUND	26.742	26.742	26.742
**D	GREAT WEST CORE STRATEGIES INTERNATIONAL EQUITY FUND	2.112	2.112	2.112
**D	RCKFLR BROS RHMBLN ACWI EXUS 290611 ROCKEFELLER BROTHERS FUND INC	1.278	1.278	1.278
**D	BNYMTCIL WINTON EUROPEAN EQU FD T	10.054	10.054	10.054
**D	BNYMTCIL WINTON GLOBAL EQUITY FD TR	1.729	1.729	1.729
**D	LEGAL AND GENERAL UCITS ETF PLC	14.921	14.921	14.921
**D	NATIONAL BANK TRUST	2.111.681	2.111.681	2.111.681
**D	VANGUARD FTSE ALL WORLD EX US INDEX FUND	948.975	948.975	948.975
**D	VANGUARD EUROPEAN STOCK INDEX FUND	1.035.863	1.035.863	1.035.863
**D	USBK TR OKR GBL JAC ALL FUND	40.865	40.865	40.865
**D	MACQUARIE MANAGEMENT HOLDINGS INC	5.258	5.258	5.258
**D	WESPATH FUNDS TRUST	2.947	2.947	2.947
**D	UMC BENEFIT BOARD, INC	30.969	30.969	30.969
**D	ALAMOSA LLC	719	719	719
**D	INVECO S AND P EUROPE 350 EQUAL WEIGHT INDEX ETF	3.019	3.019	3.019
**D	NEWTON MULTI-ASSET GROWTH FUND	980.175	980.175	980.175
**D	THE CONSOLIDATED EDISON PENSION PLAN MASTER TRUST	32.830	32.830	32.830
**D	GENERAL MILLS GROUP TRUST	28.964	28.964	28.964

LISTA ESITO DELLE VOTAZIONE

Oggetto: Deliberazione in merito alla prima sezione della Relazione sulla remunerazione **CONTRARI**

Badge	Ragione Sociale	Proprio	Delega	Totale
**D	MINISTERS AND MISSNRES BENEFIT BRD OF AMERICAN BPTST CHURCHES		4.669	4.669
**D	GNPF COL EAFE GINNA Q		1.000	1.000
**D	IQ 500 INTERNATIONAL ETF		2.936	2.936
**D	ALLEN G LOZIER		12.770	12.770
**D	CERVURITE INTERNATIONAL LLC		19.903	19.903
**D	BOA OMNIBUS PERAMETRIC		3.014	3.014
**D	RAILWAYS PENSION TRUSTEE COMPANY LIMITED		133.961	133.961
**D	ENYMTD DEP OF PG GENERATIONS FUND		42.676	42.676
**D	DRMA LTD		28.349	28.349
**D	WF MFS LTD EAFE GLOBAL		2.123	2.123
**D	MAN GLG EUROPEAN ALPHA INCOME FUND		5.000	5.000
**D	ALICNY BLACKROCK GBL EQUITY		1.353	1.353
**D	VIRTUS DUFF AND PHELPS GLOBAL INFRASTRUCTURE FUND		94.545	94.545
**D	C9W CITW FD PARAMETRIC		849	849
**D	GLOBAL ATLANTIC BLACKROCK DISCIPLINED INTERNATIONAL CORE PORTFOLIO		2.405	2.405
**D	FIRE AND POLICE PENSION ASSOCIATION OF COLORADO		8.699	8.699
**D	THE BOSTON COMPANY ASSET MANAGEMENT		48.774	48.774
**D	VERSUS CAPITAL REAL ASSETS FUND LLC		291.300	291.300
**D	FIDELITY SALEM STREET TRUST FIDELITY SAI INTERNATIONAL INDEX FUND		253.783	253.783
**D	UNION BANK		2.089	2.089
**D	DEUTSCHE XTRK MSCI EAFE HDY HDG ETF		68.692	68.692
**D	USBK REGIONAL TRANSPORTATION DSPP		738	738
**D	B4305 FRB S LUND RES TR FRO B LUND		420	420
**D	B4306 FRB M LUND REV TR		328	328
**D	2048 AFG DME LACM GL		190.372	190.372
**D	PANAGORA RISK PARITY MULTI ASSET MASTER FUND LTD		14.274	14.274
**D	THE BANK OF NEW YORK MELLON EMPLOYEE BENEFIT COLLECTIVE INVESTMENT FUND PLAN		398.213	398.213
**D	CF DV INTERNATIONAL STOCK INDEX FUND		22.983	22.983
**D	PHILADELPHIA GAS WORKS PENSION PLAN		746	746
**D	PSG DIVERSIFIED INFRASTRUCTURE LLC		9.200	9.200
**D	FIRST STATE INVESTMENTS ICVC FIRST STATE GLOBAL LISTED INFRASTRUCTURE FUND		2.869.220	2.869.220
**D	THE COMMONWEALTH FUND		115	115
**D	THE UNIVERSITY COURT OF THE UNIVERSITY OF GLASSGOW		2.087	2.087
**D	STEFANOR TRUST INSTITUTIONAL RETIREMENT TRUST		42.500	42.500
**D	AVANGARD GROUP		31.014	31.014
**D	BRIDGEVIEW FUNDER INTERNATIONAL EQUITY FUND		18.087	18.087
**D	IIVV PROSHARES MSCI ACWI INDEX FUND		1.190	1.190
**D	ADVANCED SERIES TRUST -AST ACADEMIC STRATEGIES ASSET ALLOCATION PORTFOLIO		14.607	14.607
**D	MACQUARIE GLOBAL INFRASTRUCTURE TOTAL RETURN FUND INC		926.511	926.511
**D	U-S BANK NATIONAL ASSOCIATION		20.365	20.365
**D	BNY MELLON GLOBAL INFRASTRUCTURE INCOME FUND		29.662	29.662
**D	STEWARDSHIP FOUNDATION		278	278
**D	NEW TRUST NUMBER ONE		333	333



LISTA ESITO DELLE VOTAZIONI

Oggetto: Deliberazione in merito alla prima sezione della Relazione sulla remunerazione

CONTRARI

Badge	Ragione Sociale	Proprio	Delega	Totale
**D	1975 IRREV TRUST OF C D WEYERHAEUSER	641	641	641
**D	CDW 73 IRR PARA GL	212	212	212
**D	AZI NFJ INTERNATIONAL VALUE FUND	1.608	1.608	1.608
**D	NKB SII EUROPE VALUE	9.307	9.307	9.307
**D	NKB SII GLOBAL AKTIER MIN RISIKO	75.300	75.300	75.300
**D	EMPLOYEES RETIREMENT SYSTEM OF TEXAS	125.000	125.000	125.000
**D	DEUTSCHE XTRKS MSCI ALL WORLD HDG	2.300	2.300	2.300
**D	BOK MCM DM FEQ	19.496	19.496	19.496
**D	AOHIT HAI RHUMBLINE EAFE THE ARCHDIOCESE OF HARTFORD INVESTMENT TRUST	310	310	310
**D	HRCO REPT HAP RHUMBLINE EAFE	266	266	266
**D	BNY MELLON GLOBAL FUNDS PLC	45.449	45.449	45.449
**D	NYKREDIT INVEST TAKTISK ALLOKERING	5.637	5.637	5.637
**D	56053 IP GLOBAL EQUITIES I	30.968	30.968	30.968
**D	PS FTSE RAFI EU UCITS ETF BNYMTCIL	623	623	623
**D	POWERSHARES GLOBAL FUNDS IRELAND PLC	500	500	500
**D	PS FTSE RAFI DEVEL MAR EX US PORT	52.037	52.037	52.037
**D	BNYMTCIL GLG EUROPEAN EQ ALTER TRAD	1.968	1.968	1.968
**D	AST MORGAN STANLEY MULTI ASSET EDMS	2.158	2.158	2.158
**D	GREAT WEST INTERNATIONAL INDEX FUND	38.306	38.306	38.306
**D	COMMONWEALTH OF PENNSYLVANIA PUBLIC SCHOOLEMPLOYEES RETIREMENT SYSTEM	104.200	104.200	104.200
**D	ALLSTATE LIFE INSURANCE COMPANY	8.512	8.512	8.512
**D	PFI INTL EQUITY INDEX FUND	37.630	37.630	37.630
**D	BNYMTCIL LAZARD GBL EQTY FRMCHS FND	456.780	456.780	456.780
**D	BNYMTCIL LAZARD GBL LI EQUITY FD	5.644.166	5.644.166	5.644.166
**D	BNYTD CF MACQUARIE GBL INFRS SRS FD	69.224	69.224	69.224
**D	PFI OVERSEAS FD PMC	19.191	19.191	19.191
**D	BNYTD CF CANLIFE GBL INFRA FD	58.286	58.286	58.286
**D	CTJ RE STANLIB GLOBAL EQUITY FD AB	2.800	2.800	2.800
**D	ALLSTATE INSURANCE CO BLACKROCK	45.015	45.015	45.015
**D	NATWEST DEP NEWTON ML AS DIV RET FD	63.002	63.002	63.002
**D	IQ 50 PERCENT HEDGED FTSE INTL ETF	13.482	13.482	13.482
**D	IQ 50 PERCENT HEDGED FTSE EURO ETF	507	507	507
**D	DEUTSCHE XTRK MSCI EMU HDG EQ ETF	3.167	3.167	3.167
**D	VOYA INTERNATIONAL INDEX PORTFOLIO	62.932	62.932	62.932
**D	CC COL EAFE Q UN 2	1.400	1.400	1.400
**D	CC COL EAFE Q UN 1	1.100	1.100	1.100
**D	NMPF COL EAFE NMP Q	2.200	2.200	2.200
**D	SRSF PARAMETRIC DELTA SHIFT	1.232	1.232	1.232
**D	SEATTLE CITY EMPLOYEES RETIREMENT SYSTEM	497	497	497
**D	TEACHERS' RETIREMENT SYSTEM OF LOUISIANA	1	1	1
**D	INVESTINGSFORINGEN LAEGERNES INVEST,	432	432	432
**D	AIF 21104 LPI AKT EUROPA II	26.720	26.720	26.720
**D	BLL AQUILA LIFE EUROPEAN EQUITY	486.731	486.731	486.731

Azionisti:

1.085 Teste:

4

Azionisti in proprio: 3

Azionisti in delega: 1.082

Pagina 10

LISTA ESITO DELLE VOTAZIONE
 Oggetto: Deliberazione in merito alla prima sezione della Relazione sulla remunerazione
 CONTRARI

Badge	Ragione Sociale	Proprio	Delega	Totale
**D	BLL AQUILA LIFE GLOBAL MINIMUM	67.339	67.339	67.339
**D	BLL AQUILA LIFE MSCI WORLD FUND	78.780	78.780	78.780
**D	BLL AQUILA LIFE FTSE RAFI DEVELOPED	48.656	48.656	48.656
**D	PFI DIV REAL ASSET FUND MACQUARIE	747.392	747.392	747.392
**D	DEUTSCHE XTRKS MSCI EURO CCYHDG	45.978	45.978	45.978
**D	POWERSHARES PUREBETA FTSE DEVELOPED EX NORTHAMERICA PORTFOLIO	84	84	84
**D	SBSA GEPF BLACKROCK EQUITY	50.074	50.074	50.074
**D	KCIF COLONIAL 1ST ST GLI	85.479	85.479	85.479
**D	DEUTSCHE XTRKS MSCI EAFE CCYHDG	168.676	168.676	168.676
**D	DVHF DIV RSK HI DIV GL EQ	1.128	1.128	1.128
**D	PGTF DR NON US EQUITY GT	11.553	11.553	11.553
**D	DBX FTSE DEV EX US COMP FACTOR	1.304	1.304	1.304
**D	NATWEST DEP NEWTON MA INCOME FD	61.941	61.941	61.941
**D	SPARTAN INTL INDEX	938.882	938.882	938.882
**D	CP2F LAZARD INFRASTRUCTURE	99.840	99.840	99.840
**D	DREYFUS INDEX FUNDS INC DREYFUS INTERNATIONAL STOCK INDEX FUND	21.775	21.775	21.775
**D	SHELL PENSION TRUST	9.135	9.135	9.135
**D	WF AND CO CASH PLN EVERGN INV 1	11.094	11.094	11.094
**D	WF AUTO CLUB INSURANCE ASSOCIATION	35.116	35.116	35.116
**D	MAN FUNDS PLC	20.000	20.000	20.000
**D	THE EUROPEAN CENTRAL BANK	21.023	21.023	21.023
**D	VIRTUS TOTAL RETURN FUND INC.	201.030	201.030	201.030
**D	BLACKROCK ACWI USIMI	157.290	157.290	157.290
**D	UEJF MCM MSCI WORLD FD	6.146	6.146	6.146
**D	PUBLIC EMPLOYEE RETIREMENT SYSTEM OF IDAHO	26.015	26.015	26.015
**D	STICHTING PENSIOENFONDS UWV	65.341	65.341	65.341
**D	STICHTING BEWAREDER ACHMEA BELEGINGSPOOLS AIM AWW E7AFZ026002	32.371	32.371	32.371
**D	NSNE PARA EAFE MONII	2.544	2.544	2.544
**D	NSNF PARA EAFE PI 1	1.975	1.975	1.975
**D	NSNF PARA EAFE PI 2	3.375	3.375	3.375
**D	VANGUARD INTL HIGH DIV YLD INDEX FD	67.637	67.637	67.637
**D	VANGUARD GLOBAL MINIMUM VOLTLITY FUND	221.896	221.896	221.896
**D	PDBF NUVEEN	133.783	133.783	133.783
**D	PG AND E CORPORATION RETIREMENT MASTER TRUST	265.406	265.406	265.406
**D	ECBE-PC E QUALIFIED PANAGORA EAFE	11.077	11.077	11.077
**D	PCBE-PC E QUALIFIED PANAGORA EAFE	28.055	28.055	28.055
**D	GENERAL STRATEG SOUTHSEAST AND SOUTHWEST AREAS PENSION FUND	4.546	4.546	4.546
**D	GENERAL STRATEG INTERNATIONAL INDEX FUND	142.637	142.637	142.637
**D	DEUTSCHE XTRKS MSCI STH EUR HDG ETF	57.343	57.343	57.343
**D	US BRIDGECREED GLB LST INF IN FD	231	231	231
**D	US BRIDGECREED GBL LIS INFRAS FD	336.800	336.800	336.800
**D	US BRIDGECREED REAL ASSETS SEC FD	278.900	278.900	278.900
**D	US BRIDGECREED REAL ASSETS SEC FD	38.300	38.300	38.300



[Handwritten signature]

Assemblea Ordinaria del 18 aprile 2019

LISTA ESITO DELLE VOTAZIONI

Oggetto: Deliberazione in merito alla prima sezione della Relazione sulla remunerazione

CONTRARI

Badge	Ragione Sociale	Proprio	Delega	Totale
**D	USBK ARAI RHUMBLINE ADVISERS		500	500
**D	USBK AMERICAN HEART ASSOCIATION INC		556	556
**D	LAWRENCE LIVERMORE NATIONAL SECURITY LLC AND LOS ALAMOS NATIONAL SECURITY LLC DEFINED BENEFIT PLANGROUP TRUST	7.540		
**D	AP7 EQUITY FUND		524.747	524.747
**D	3M ERIIP RAFI EAFE		1.062	1.062
**D	ALASKA PERMANENT FUND CORPORATION		10.086	10.086
**D	ALASKA PERMANENT FUND CORPORATION		490.050	490.050
**D	VIRGINIA RETIREMENT SYSTEM		249.535	249.535
**D	MIDDLETOWN WORKS HOURLY AND SALARIED UNION RETIREES HEALTH CARE FUND		1.859	1.859
**D	CPA COP PSERS PSERS ACWI X US INDEX		53.092	53.092
**D	IN8 COP TREAS PWP RHUMBLINE MSCI		2.262	2.262
**D	ENSIGN PEAK OSAM INTL EQUITY		4.150	4.150
**D	LOUISIANA STATE ERS MSCI EXUS INDEX		1	1
**D	NV PERS MELLON CAPITAL INDEX		144.377	144.377
**D	NV RBIF ALLNCEBARNSTN INTL EQ		3.479	3.479
**D	TEA BLACKROCK INC INTL		123.788	123.788
**D	AST GS MULTI ASSET PORT LIQ PDHB		5.709	5.709
**D	POOL RE L AND G MSCI EQ		8.457	8.457
**D	BLACKROCK LIFE LIMITED		22.787	22.787
**D	BLL AQUIL LIFGLO3000 EMEN WHI INDFD		19.232	19.232
**D	BNYMTD BLK CONT EUR EQ TRCK FD INV		352.670	352.670
**D	FLORIDA RETIREMENT SYSTEM		21.572	21.572
**D	BLACKROCK WORLD EX FLORIDA RET SYS		112.595	112.595
**D	BROOKFIELD REAL ASSETS INCOME FUND INC		115.400	115.400
**D	PENSION RESERVES INVESTMENT TRUST FUND		131.985	131.985
**D	BELL ATLANTIC MASTER TRUST		46.068	46.068
**D	VOYA INTERNATIONAL CORE FUND		3.456	3.456
**D	OPPENHEIMER INTERNATIONAL REVENUE ETF		373	373
**D	AUTO CLUB INSURANCE ASSOCIATION		96.481	96.481
**D	INDIANA PUBLIC RETIREMENT SYSTEM		27.878	27.878
**D	KENTUCKY RETIREMENT SYSTEMS		14.982	14.982
**D	KENTUCKY RETIREMENT SYSTEMS INSURANCE TRUST FUND		6.127	6.127
**D	THE STATE OF CONNECTICUT ACTING THROUGH ITS TREASURER		69.128	69.128
**D	SOUTH CAROLINA RETIREMENT SYSTEMS GROUP TRUST		7.634	7.634
**D	SOUTH CAROLINA RETIREMENT SYSTEMS GROUP TRUST		64.134	64.134
**D	TENNESSEE VALLEY AUTHORITY RETIREMENT SYSTEM		13.673	13.673
**D	UPS GROUP TRUST		57.993	57.993
**D	METROPOLITAN LIFE INSURANCE COMPANY		22.873	22.873
**D	CENTRAL STATES SOUTHEAST AND SOUTHWEST AREAS PENSION FUND		11.584	11.584
**D	BNY MELLON GLOBAL FUNDS PLC		7.529	7.529
**D	IOWA PUBLIC EMPLOYEES' RETIREMENT SYSTEM		4.238	4.238
**D	FGT FRK GLOBAL LSTD INFRASTRUCT FD		96.410	96.410

Assemblea Ordinaria del 18 aprile 2019

LISTA ESITO DELLE VOTAZIONI

Oggetto: Deliberazione in merito alla prima sezione della Relazione sulla remunerazione
CONTRARI

Badge	Ragione Sociale	Proprio	Delega	Totale
**D	ELECTRON CAPITAL PARTNERS LLC AGR TRADING SPC	19.577	19.577	19.577
**D	GOVERNMENT OF NORWAY	10.111.280	10.111.280	10.111.280
**D	NORGES BANK	147.680	147.680	147.680
**D	ENERGY SUPER	73.399	73.399	73.399
**D	MLC INVESTMENTS, MLC LIMITED	28.303	28.303	28.303
**D	UBS (LUX) STRATEGY SICAV SAP DEFENSIVE (USD)	415	415	415
**D	UBS (LUX) STRATEGY SICAV SAP DYNAMIC (USD)	851	851	851
**D	UBS FUND MANAGEMENT (LUXEMBOURG) SA	4.854	4.854	4.854
**D	UBS FUND MANAGEMENT (LUXEMBOURG) SA	8.211	8.211	8.211
**D	UBS FUND MANAGEMENT (LUXEMBOURG) SA	689	689	689
**D	UBS FUND MANAGEMENT (LUXEMBOURG) SA	255	255	255
**D	UBS FUND MANAGEMENT (LUXEMBOURG) SA	165	165	165
**D	UBS FUND MANAGEMENT (LUXEMBOURG) SA	773	773	773
**D	UBS FUND MANAGEMENT (LUXEMBOURG) SA	1.218	1.218	1.218
**D	UBS FUND MANAGEMENT (LUXEMBOURG) SA	131	131	131
**D	UBS FUND MANAGEMENT (LUXEMBOURG) SA	1.134	1.134	1.134
**D	UBS FUND MANAGEMENT (LUXEMBOURG) SA	1.073	1.073	1.073
**D	UBS FUND MANAGEMENT (LUXEMBOURG) SA	916	916	916
**D	UBS FUND MANAGEMENT (LUXEMBOURG) SA	240	240	240
**D	UBS FUND MANAGEMENT (LUXEMBOURG) SA	771	771	771
**D	UBS FUND MANAGEMENT (LUXEMBOURG) SA	379	379	379
**D	UBS FUND MANAGEMENT (LUXEMBOURG) SA	1.751	1.751	1.751
**D	UBS FUND MANAGEMENT (LUXEMBOURG) SA	1.774	1.774	1.774
**D	UBS FUND MANAGEMENT (LUXEMBOURG) SA	2.480	2.480	2.480
**D	UBS FUND MANAGEMENT (LUXEMBOURG) SA	1.471	1.471	1.471
**D	UBS FUND MANAGEMENT (LUXEMBOURG) SA	137.920	137.920	137.920
**D	UBS FUND MANAGEMENT (LUXEMBOURG) SA	100	100	100
**D	UBS FUND MANAGEMENT (LUXEMBOURG) SA	73	73	73
**D	UBS FUND MANAGEMENT (LUXEMBOURG) SA	387	387	387
**D	UBS FUND MANAGEMENT (LUXEMBOURG) SA	536	536	536
**D	UBS FUND MANAGEMENT (LUXEMBOURG) SA	116	116	116
**D	UBS FUND MANAGEMENT (LUXEMBOURG) SA	148	148	148
**D	UBS FUND MANAGEMENT (LUXEMBOURG) SA	258.452	258.452	258.452
**D	UBS FUND MGT (CH) AG CH0467/UBSCHIF2-EQ GLOB	3.628	3.628	3.628
**D	VICTORIAN SUPERANNUATION FUND	279.284	279.284	279.284
**D	361 GLOBAL LONG/SHORT EQUITY FUNDAT	37.758	37.758	37.758
**D	A AND Q METRIC SPC- BLACK DIAMOND ARBITRAGE SP	57.939	57.939	57.939
**D	ABERDEEN INVESTMENT FUNDS UK ICVC II - ABERDEEN WORLD EQUITY ENHANCED INDEX FUND	18.529	18.529	18.529
**D	ABERDEEN INVESTMENT FUNDS UK ICVC II - ABERDEEN EUROPEAN EQUITY ENHANCED INDEX FUND	82.179	82.179	82.179
**D	AEGON CUSTODY B.V	85.691	85.691	85.691
**D	AEGON CUSTODY B.V	13.616	13.616	13.616
**D	AHL ALPHA MASTER LIMITED C/O CIICO TRUSTEES (CAYMAN) LIMITED	7.794	7.794	7.794
**D	AHL DIRECTIONAL EQUITIES MASTER LIMITED	4.538	4.538	4.538

Azionisti:

1.085

Teste:

4

Azionisti in proprio:

3

Azionisti in delega:

1.082

Pagina 14

Assemblea Ordinaria del 18 aprile 2019

LISTA ESITO DELLE VOTAZIONI

Oggetto: Deliberazione in merito alla prima sezione della Relazione sulla remunerazione

CONTRARI

Badge	Ragione Sociale	Proprio	Delega	Totale
**D	LEGAL AND GENERAL ASSURANCE PENSIONS MANAGEMENT LIMITED		6.748	6.748
**D	LEGAL AND GENERAL ASSURANCE PENSIONS MANAGEMENT LIMITED		23.939	23.939
**D	LEGAL AND GENERAL ASSURANCE PENSIONS MANAGEMENT LIMITED		12.638	12.638
**D	LEGAL AND GENERAL ASSURANCE PENSIONS MANAGEMENT LIMITED		124.923	124.923
**D	LEGAL AND GENERAL ASSURANCE PENSIONS MANAGEMENT LIMITED		10.571	10.571
**D	LEGAL AND GENERAL ASSURANCE PENSIONS MANAGEMENT LIMITED		28.545	28.545
**D	LEGAL AND GENERAL ASSURANCE PENSIONS MANAGEMENT LIMITED		1.037.608	1.037.608
**D	LEGAL AND GENERAL ASSURANCE PENSIONS MANAGEMENT LIMITED		3.118	3.118
**D	LEGAL AND GENERAL ASSURANCE PENSIONS MANAGEMENT LIMITED		8.283	8.283
**D	LEGAL AND GENERAL ASSURANCE PENSIONS MANAGEMENT LIMITED		7.795	7.795
**D	LEGAL AND GENERAL ASSURANCE PENSIONS MANAGEMENT LIMITED		1.380	1.380
**D	LEGAL AND GENERAL ASSURANCE PENSIONS MANAGEMENT LIMITED		484.370	484.370
**D	LEGAL AND GENERAL ASSURANCE PENSIONS MANAGEMENT LIMITED		1.257	1.257
**D	LEGAL AND GENERAL ASSURANCE PENSIONS MANAGEMENT LIMITED		1.652	1.652
**D	LEGAL AND GENERAL ASSURANCE PENSIONS MANAGEMENT LIMITED		17.936	17.936
**D	LEGAL AND GENERAL ASSURANCE PENSIONS MANAGEMENT LIMITED		65.764	65.764
**D	LEGAL AND GENERAL ASSURANCE PENSIONS MANAGEMENT LIMITED		115.320	115.320
**D	LEGAL AND GENERAL ASSURANCE SOCIETY LIMITED		3.964	3.964
**D	LEGAL AND GENERAL COLLECTIVE INVESTMENT TRUST		74.153	74.153
**D	LEGAL AND GENERAL INVESTMENT MANAGEMENT		328	328
**D	MACQUARIE INVESTMENT MANAGEMENT LIMITED		709.456	709.456
**D	MACQUARIE MULTI FACTOR FUND		5.101	5.101
**D	MACQUARIE TRUE INDEX GLOBAL INFRASECURITIES FUND		426.671	426.671
**D	MEDICAL ASSURANCE SOCIETY NEW ZEALAND LIMITED		4.621	4.621
**D	NEWBURG NOMINEES LIMITED INVESTORS WHOLESALÉ GLOBAL EQUITY (INDEX) TRUST		22.312	22.312
**D	PINEBRIDGE FUND SERIES PINEBRIDGE EUROPE EQUITY FUND		83.764	83.764
**D	SDA INTL EQUITY INDEX FD-WORLD		16.503	16.503
**D	SOCIALLY RESPONSIBLE DEVELOPED MARKETS FUNDAMENTAL INDEX CTF		562	562
**D	STICHTING ALGEMEEN PENSIOENFONDS		16.898	16.898
**D	STICHTING PGGM DEPOSITARY		360.655	360.655
**D	THE NOMURA TRUST AND BANKING CO LTD		437.869	437.869
**D	THE NOMURA TRUST AND BANKING CO LTD		14.220	14.220
**D	THREE BRIDGES EUROPE MASTER FUND LTD.		1.348	1.348
**D	TUDOR SYSTEMATIC TACTICAL TRADING LTD - SERGEY C/O TUDOR INVESTMENT CORPORATION		2.521	2.521
**D	VICTORY MARKET NEUTRAL INCOMEFUND		3.379	3.379
**D	VICTORYSHARES DEVELOPED ENHANCED VOLATILITY WTD INDEX ETF		5.736	5.736
**D	VICTORYSHARES INTERNATIONAL HIGHDIV VOLATILITY WTD INDEX ETF		12.158	12.158
**D	VICTORYSHARES INTERNATIONAL VOLATILITY WTD INDEX ETF		17.215	17.215
**D	ZURICH LIFE ASSURANCE PLC		3.867	3.867
**D	ABERDEEN INVESTMENT FUNDS UK ICVC II - ABERDEEN EUROPEAN EQUITY TRACKER FUND		82.583	82.583
**D	CBOSC-CBGS-WGSS07		1.076	1.076
**D	AEGON CUSTODY B.V.		3.565	3.565
**D			70.452	70.452

Assemblea Ordinaria del 18 aprile 2019

LISTA ESITO DELLE VOTAZIONI

Oggetto: Delibrazione in merito alla prima sezione della Relazione sulla remunerazione

CONTRARI

Badge	Ragione Sociale	Proprio	Delega	Totale
**D	CALVERT RESP INX SRS, INC.-CLVRT DVD MKRKS EX-U.S. RSP INX FD		5.745	5.745
**D	CAISSE DE DEPOT ET PLACEMENT DU QUEBEC		306.998	306.998
**D	THE REGENTS OF THE UNIVERSITY OF CALIFORNIA		357.632	357.632
**D	FIDELITY CANADIAN LARGE CAP FUND		121.572	121.572
**D	FIDELITY GLOBAL ASSET ALLOCATION FUND		47.789	47.789
**D	FIDELITY INCOME ALLOCATION FUND		8.206	8.206
**D	FIDELITY MONTHLY INCOME FUND		70.384	70.384
**D	FIDELITY NORTHSTAR FUND		2.400.000	2.400.000
**D	FIDELITY CONCENTRATED VALUE INVESTMENT TRUST		31.193	31.193
**D	FIDELITY CAPITAL STRUCTURE CORP.		14.876	14.876
**D	FEG SELECT, LLC		696	696
**D	PARAMETRIC INTERNATIONAL EQUITY FUND		22.750	22.750
**D	FRANKLIN TEMPLETON ETF TRUST - FRANKLIN FTSE EUROPE ETF		4.448	4.448
**D	FRANKLIN TEMPLETON ETF TRUST - FRANKLIN FTSE ITALY ETF		15.480	15.480
**D	FRANKLIN FTSE EUROPE EX U.K. INDEX ETF		9.751	9.751
**D	FRANKLIN TEMPLETON ETF TRUST - FRANKLIN FTSE EUROPE HEDGED ETF		264	264
**D	TAX - MANAGED INTERNATIONAL EQUITY PORTFOLIO		4.194	4.194
**D	PARTNERS GROUP PRIVATE EQUITY DC COLLECTIVE INVESTMENT TR		12.024	12.024
**D	RUSSELL INVESTMENT COMPANY RUSSELL TAX-MANAGED INTL EQ FUND		16.850	16.850
**D	RUSSELL INVESTMENT COMPANY RUSSELL GLOBAL INFRASTRUCTURE FUND		810.841	810.841
**D	RUSSELL INVESTMENT COMPANY RUSSELL MULTI-STRATEGY INCOME FUND		14.633	14.633
**D	RUSSELL INVESTMENT COMPANY MULTIFACTOR INTERNATIONAL EQUITY F		53.897	53.897
**D	ROCHE U.S. RETIREMENT PLANS MASTER TRUST		211.604	211.604
**D	RUSSELL INVESTMENT COMPANY MULTI-ASSET GROWTH STRATEGY FUND		93.168	93.168
**D	BROOKFIELD GLOBAL REAL ASSET FUND		14.700	14.700
**D	LAZARD GLOBAL INFRASTRUCTURE FUND		662.996	662.996
**D	FIRST CHURCH OF CHRIST, SCIENTIST		347	347
**D	LAZARD GLOBAL LISTED INFRASTRUCTURE (CANADA) FUND		1.637.187	1.637.187
**D	LAZARD GLOBAL EQUITY FRANCHISE (CANADA) FUND		217.471	217.471
**D	JANUS CAPITAL MANAGEMENT LLC		3	3
**D	JNL/MELLON CAPITAL MSCI WORLD INDEX FUND		4.241	4.241
**D	INTECH GLOBAL ALL COUNTRY ENHANCED INDEX FUND LLC		467	467
**D	SUNAMERICA EQUITY FUNDS SUNAMERICA INTERNATIONAL DIV ST FUND		59.726	59.726
**D	SUNAMERICA SPECIALTY SERIES AIG INCOME EXPLORER FUND		8.799	8.799
**D	SEASONS SERIES TRUST SA MULTI-MANAGED INT EQUITY PTF		5.090	5.090
**D	SUNAMERICA SERIES TRUST - SA INTERNATIONAL INDEX PORTFOLIO		14.400	14.400
**D	OPENWORLD PUBLIC LIMITED COMPANY		638.571	638.571
**D	DEUTSCHE EAFE EQUITY INDEX FUND		1.598	1.598
**D	INVESCO GLOBAL INFRASTRUCTURE FUND		19.698	19.698
**D	CAYMAN ISLANDS CHAMBER OF COMMERCE PENSION FUND		4.098	4.098
**D	RHUMBLINE INTERNATIONAL POOLED INDEX TRUST		6.840	6.840
**D	LAZARD GLOBAL INVESTMENT FUNDS PUBLIC LIMITED COMPANY		4.823	4.823
**D	ALLIANCEBERNSTEIN INTERNATIONAL ALL-COUNTRY PASSIVE SERIES		2.309	2.309

LISTA ESITO DELLE VOTAZIONE

Oggetto: Deliberazione in merito alla prima sezione della Relazione sulla remunerazione CONTRARI

Badge	Ragione Sociale	Proprio	Delega	Totale
**D	MARYLAND STATE RETIREMENT & PENSION SYSTEM	11.153	11.153	11.153
**D	RUSSELL INV MULTI-ASSET FACTOR EXPOSURE FUND	19.839	19.839	19.839
**D	MDPIM INTERNATIONAL EQUITY INDEX POOL	3.799	3.799	3.799
**D	MERCER QIF CCF	53.442	53.442	53.442
**D	MORGAN STANLEY INST FUND INC. GLOBAL INFRASTRUCTURE PORTFOLIO	152.772	152.772	152.772
**D	MORGAN STANLEY INSTITUTIONAL FUND INC MULTI- ASSET PORTFOLIO	7.293	7.293	7.293
**D	GTA A PANTHER FUND L.P	202.882	202.882	202.882
**D	MGI FUNDS PLC	368.114	368.114	368.114
**D	MERCER QIF CCF	19.131	19.131	19.131
**D	MORGAN STANLEY INSTITUTIONAL FUND, INC.- REAL ASSETS PORTFOLIO	964	964	964
**D	MORGAN STANLEY INSTITUTIONAL FUND TR- GL MULTI-ASSET INC PTF	1.925	1.925	1.925
**D	BRIGHTHOUSE FUNDS TRUST I - PANAGORA GLOBAL DIV RISK PORTFOLIO	929	929	929
**D	NUVEEN REAL ASSET INCOME FUND	127.969	127.969	127.969
**D	NUVEEN REAL ASSET INCOME AND GROWTH FUND	50.256	50.256	50.256
**D	RUSSELL INVESTMENT COMPANY PLC	9.049	9.049	9.049
**D	HARTFORD LIFE INSURANCE COMPANY	3.651	3.651	3.651
**D	TEXAS MUNICIPAL RETIREMENT SYSTEM	60.216	60.216	60.216
**D	NBI CANADIAN FAMILY BUSINESS ETF	19.825	19.825	19.825
**D	STATE OF NEW JERSEY COMMON PENSION FUND D	305.527	305.527	305.527
**D	CITY OF NEW YORK GROUP TRUST	183.477	183.477	183.477
**D	PIMCO EQUITY SERIES:PIMCO RAFI DYNAMIC MULTI-FACTOR INT EQ ETF	755	755	755
**D	FIDELITY COVINGTON TRUST: FIDELITY TARGETED INT FACTOR ETF	1.320	1.320	1.320
**D	FIDELITY COVINGTON TRUST - FIDELITY INTERNATIONAL HIGH DID ETF	6.535	6.535	6.535
**D	FIDELITY INTERNATIONAL HIGH DIVIDEND INDEX ETF	11.438	11.438	11.438
**D	FIDELITY INTERNATIONAL LOW VOLATILITY INDEX ETF	807	807	807
**D	PIMCO FUNDS GLOBAL INVESTORS SERIES PLC	239	239	239
**D	PIMCO RAE FUNDAMENTAL INTERNATIONAL FUND LLC	6.674	6.674	6.674
**D	PRINCIPAL EXCHANGE-TRADED FDS-PRINC INT MULTI-FACTOR INDEX ETF	937	937	937
**D	PRINCIPAL DIVERSIFIED REAL ASSET CIT	252.032	252.032	252.032
**D	ALASKA COMMON TRUST FUND	16.336	16.336	16.336
**D	RUSSELL INVESTMENTS GLOBAL INFRASTRUCTURE POOL	1.636.707	1.636.707	1.636.707
**D	RUSSELL INVESTMENTS OVERSEAS EQUITY POOL	2.763	2.763	2.763
**D	RUSSELL INVESTMENTS MULTI-FACTOR INTERNATIONAL EQUITY POOL	4.036	4.036	4.036
**D	RUSSELL INSTITUTIONAL FUNDS, LLC-RUSSELL INTL EQUITY FUND	2.209	2.209	2.209
**D	RUSSELL INSTL FUNDS,LLC-RUSSELL GLOB LISTED INFRA FUND	280.278	280.278	280.278
**D	RUSSELL INVESTMENTS OVERSEAS EQUITY FUND	1.695	1.695	1.695
**D	BANK OF AMERICA	462	462	462
**D	SCOTIA PRIVATE GLOBAL INFRASTRUCTURE POOL	339.701	339.701	339.701
**D	GTAVAN - SA	41.122	41.122	41.122
**D	THE WORKERS COMPENSATION BOARD	1.011.739	1.011.739	1.011.739
**D	CALIFORNIA PUBLIC EMPLOYERS RETIREMENT SYSTEM	796.359	796.359	796.359
**D	ROMAN CATHOLIC BISHOP OF SPRINGFIELD A CORPORATION SOLE	258	258	258
**D	DE MICHIGAN STATE INTERNATIONAL MANAGED RISK ETF	6.289	6.289	6.289



Azionisti: 1.085 Teste: 4
 Azionisti in proprio: 3 Azionisti in delega: 1.082

[Handwritten signature and stamp]

Assemblea Ordinaria del 18 aprile 2019

LISTA ESITO DELLE VOTAZIONI

Oggetto: Deliberazione in merito alla prima sezione della Relazione sulla remunerazione

CONTRARI

Badge	Ragione Sociale	Proprio	Delega	Totale
**D	TEACHER RETIREMENT SYSTEM OF TEXAS	360.811	360.811	360.811
**D	CALIFORNIA STATE TEACHERS RETIREMENT SYSTEM	593.313	593.313	593.313
**D	TJ-NONQUALIFIED, LLC	60.260	60.260	60.260
**D	TJ-QUALIFIED, LLC	45.316	45.316	45.316
**D	PINEBRIDGE GLOBAL FUNDS	17.425	17.425	17.425
**D	UBS (IRL) ETF PLC	2.144	2.144	2.144
**D	VANGUARD FTSE DEVELOPED EUROPE ALL CAP INDEX ETF	8.876	8.876	8.876
**D	VANGUARD FTSE DEVELOPED ALL CAP EX NORTH AMERICA INDEX ETF	19.704	19.704	19.704
**D	VANGUARD DEVEL ALL-CAP EX NORTH AMERICA EQT IND POOLED FUND	1.583	1.583	1.583
**D	VANGUARD GLOBAL MINIMUM VOLATILITY ETF	1.128	1.128	1.128
**D	VANGUARD FTSE DEVEL EX NTH AMER HIGH DIVIDEND YIELD INDEX ETF	545	545	545
**D	ALLIANZ GLOBAL INVESTORS GMBH FOR ALLIANZGI-FONDS VDB	9.120	9.120	9.120
**D	VANGUARD INVESTMENTS II COMMON CONTRACTUAL FUND	17.122	17.122	17.122
**D	VANGUARD INVESTMENTS COMMON CONTRACTUAL FUND	62.997	62.997	62.997
**D	VANGUARD FTSE DEVELOPED EUROPE INDEX ETF	1.698	1.698	1.698
**D	WELLS FARGO BK DECL OF TR EST INV FUNDS FOR EMPLOYEE BEN TR	81.177	81.177	81.177
**D	WELLS FARGO MASTER TRUST-WELLS FRGO FACTR ENHANCED INT PRFFLIO	30.935	30.935	30.935
**D	WILMINGTON TRUST, NATIONAL ASSOCIATION	4.010	4.010	4.010
**D	DIVERSIFIED MARKETS (2010) POOLED FUND TRUST	8.137	8.137	8.137
**D	WASHINGTON STATE INVESTMENT BOARD	3.295	3.295	3.295
**D	BMO MONTHLY INCOME FUND	84.289	84.289	84.289
**D	BMO GLOBAL INFRASTRUCTURE FUND	125.680	125.680	125.680
**D	BMO DIVERSIFIED INCOME PORTFOLIO	33.122	33.122	33.122
**D	MANULIFE ASSET MANAGEMENT INTERNATIONAL EQUITY INDEX POOLED F	19.724	19.724	19.724
**D	VANGUARD TOTAL WORLD STOCK INDEX FUND	176.970	176.970	176.970
**D	VANGUARD DEVELOPED MARKETS INDEX FUND	3.208.985	3.208.985	3.208.985
**D	UBS ETF	775.030	775.030	775.030
**D	ISHARES MSCI ACWI ETF	153.276	153.276	153.276
**D	ISHARES MSCI ACWI EX US ETF	91.476	91.476	91.476
**D	ISHARES EUROPE ETF	112.814	112.814	112.814
**D	ISHARES MSCI EAFE ETF	2.225.444	2.225.444	2.225.444
**D	ISHARES MSCI EAFE VALUE ETF	430.636	430.636	430.636
**D	ISHARES GLOBAL INDUSTRIALS ETF	25.532	25.532	25.532
**D	ISHARES MSCI EUROZONE ETF	766.500	766.500	766.500
**D	ISHARES MSCI ITALY ETF	699.436	699.436	699.436
**D	ISHARES MSCI KOKUSAI ETF	1.848	1.848	1.848
**D	ISHARES GLOBAL INFRASTRUCTURE ETF	4.884.650	4.884.650	4.884.650
**D	ISHARES MSCI DEVELOPED WORLD INDEX FUND	2.012	2.012	2.012
**D	ISHARES CORE MSCI EAFE ETF	1.846.097	1.846.097	1.846.097
**D	ISHARES CORE MSCI TOTAL INTERNATIONAL STOCK ETF	290.053	290.053	290.053
**D	ISHARES CORE MSCI INTERNATIONAL DEVELOPED MARKETS ETF	41.816	41.816	41.816
**D	ISHARES MSCI WORLD ETF	9.384	9.384	9.384
**D	ISHARES CORE MSCI EAFE IMI INDEX ETF	59.499	59.499	59.499

Azionisti:
Azionisti in proprio:1.085 Teste:
3 Azionisti in delega:4
1.082

Pagina 20

LISTA ESITO DELLE VOTAZIONI

Oggetto: Deliberazione in merito alla prima sezione della Relazione sulla remunerazione

CONTRARI

Badge	Ragione Sociale	Proprio	Delega	Totale
**D	ISHARES MSCI EUROPE IMI INDEX ETF	11.024	11.024	11.024
**D	ISHARES MSCI ACWI LOW CARBON TARGET ETF	11.534	11.534	11.534
**D	ISHARES CORE MSCI EUROPE ETF	166.484	166.484	166.484
**D	ISHARES EDGE MSCI INTL SIZE FACTOR ETF	235	235	235
**D	ISHARES INTERNATIONAL FUNDAMENTAL INDEX ETF	4.721	4.721	4.721
**D	BLACKROCK CDN MSCI EAFE EQUITY INDEX FUND	205.808	205.808	205.808
**D	BLACKROCK CDN WORLD INDEX FUND	15.394	15.394	15.394
**D	BLACKROCK CDN MSCI EAFE INDEX PLUS FUND	3.685	3.685	3.685
**D	BLACKROCK CDN GLOBAL INFRASTRUCTURE EQUITY INDEX FUND	596.358	596.358	596.358
**D	ISHARES MSCI EAFE INTERNATIONAL INDEX FUND	283.590	283.590	283.590
**D	ACWI EX-US INDEX MASTER PORTFOLIO OF MASTER INVESTMENT PTF	19.204	19.204	19.204
**D	PROXY TEAM PARAMETRIC PORTFOLIO ASSOCIATES	2.397	2.397	2.397
**D	RUSSELL INVESTMENT COMPANY - RUSSELL INTERN DEVELOPED MKT F	52.453	52.453	52.453
**D	VALIC COMPANY I - INTERNATIONAL EQUITIES FUND	35.133	35.133	35.133
**D	BRIGHTHOUSE FUNDS TRUST II - METLIFE MSCI EAFE INDEX PTF	36.067	36.067	36.067
**D	RUSSELL INVESTMENT FUNDS INTERNATIONAL DEVELOPED MARKETS FUND	3.171	3.171	3.171
**D	MORGAN STANLEY VAR INS FUND, INC. GLOBAL INFRASTRUCTURE PORT	33.076	33.076	33.076
**D	MORGAN STANLEY INSTITUTIONAL FD TR - GLOBAL STRATEGIST PTF	25.906	25.906	25.906
**D	MORGAN STANLEY VAR INS FUND, INC. GLOBAL STRATEGIST PORTFOLIO	9.613	9.613	9.613
**D	ONTARIO TEACHERS PENSION PLAN BOARD	48.943	48.943	48.943
**D	ISHARES PUBLIC LIMITED COMPANY	243.106	243.106	243.106
**D	ISHARES II PUBLIC LIMITED COMPANY	624.532	624.532	624.532
**D	ISHARES V PUBLIC LIMITED COMPANY	27.227	27.227	27.227
**D	ISHARES III PUBLIC LIMITED COMPANY	286.372	286.372	286.372
**D	ISHARES VI PUBLIC LIMITED COMPANY	30.862	30.862	30.862
**D	ISHARES IV PUBLIC LIMITED COMPANY	99.551	99.551	99.551
**D	ISHARES VII PLC	426.992	426.992	426.992
**D	BLACKROCK AM DE FOR ISHARES EURO STOXX UCITS ETF (DE)	150.398	150.398	150.398
**D	BLACKROCK AM DE FOR ISHS STOXX EUROPE LARGE 200 UCITS ETF (DE)	7.401	7.401	7.401
**D	ISHARES I INV MIT TGV F ISHS ST EUR600 IND.GOODS+SER.UCITS ETF	83.995	83.995	83.995
**D	BLACKROCK AM DE FOR ISHARES STOXX EUROPE 600 UCITS ETF (DE)	319.415	319.415	319.415
**D	BLACKROCK AM SCHWEIZ AG OBO BIFS WORLD EX SWITZ EQ INDEX FUND	12.133	12.133	12.133
**D	PACE INTERNATIONAL EQUITY INVESTMENTS	100.900	100.900	100.900
**D	MAINSTAY MACKAY INTERNATIONAL OPPORTUNITIES FUND	18.943	18.943	18.943
**D	SCOTTISH WINDS OVERSEAS GROWTH INV F ICVC - EURO GROWTH F	406.302	406.302	406.302
**D	SCOTTISH WINDS OVERSEAS GROWTH INV FUNDS ICVC-GLOBAL GROW F	156.816	156.816	156.816
**D	SCOTTISH WINDS OVERSEAS GROWTH INV SOLUTIONS F ICVC- EUROPEAN (EX UK) EQ FD	126.075	126.075	126.075
**D	THE TRUSTEES OF PENOCOPHILLIPS PENSION PLAN	7.625	7.625	7.625
**D	NATURAL TRUBEE PLSBRY LTD ATO ST. JAMES'S PL GL EQ UN TR	160.708	160.708	160.708
**D	ONAS MANAGEMENT INVESTMENTS ICVC - OMNIS MULTI-ASSET INCOME FUND	138.759	138.759	138.759
**D	PROX INTERNATIONAL INV FUNDS ICVC - EUROPEAN FUND	149.088	149.088	149.088
**D	PROX INTERNATIONAL INV FUNDS ICVC- INTERNATIONAL GROWTH FUND	299.241	299.241	299.241
**D	STICHTING PENSIOENFONDS CHEMOURS NEDERLAND	3.506	3.506	3.506



Pagina 21

Azionisti: 1.085 Teste: 4
 Azionisti in proprio: 3 Azionisti in delega: 1.082

Assemblea Ordinaria del 18 aprile 2019

LISTA ESITO DELLE VOTAZIONI

Oggetto: Deliberazione in merito alla prima sezione della Relazione sulla remunerazione

CONTRARI

Badge	Ragione Sociale	Proprio	Delega	Totale
**D	THE TRUSTEES OF GOLDMAN SACHS UK RETIREMENT PLAN		1.715	1.715
**D	STICHTING PHILIPS PENSIOENFONDS		67.874	67.874
**D	BAHRAIN MUNTALAKAT HOLDING COMPANY		27.776	27.776
**D	VANGUARD INV FDS ICVC-VANG FTSE DEV WOR LD EX - UK EQT IND FD		93.642	93.642
**D	VANGUARD INV F ICVC-VANGUARD FTSE DEV EUROPE EX-UK EQ INDEX F		184.206	184.206
**D	VANGUARD INV FUNDS ICVC-VANGUARD FTSE GLOB ALL CAP IND FUND		1.935	1.935
**D	SCOTTISH WLD INV SOLS F ICVC - FDMNTL LOW VOL IND GLO EQT F		61.707	61.707
**D	PUBLIC AUTHORITY FOR SOCIAL INSURANCE		4.699	4.699
**D	SCOTTISH WIDOWS INV SOL F ICVC- FUNDAMENTAL INDEX GLB EQ F		76.086	76.086
**D	ARGO GLOBAL LISTED INFRASTRUCTURE LIMITED		108.617	108.617
**D	RUSSELL INVESTMENTS LOW CARBON GLOBAL SHARES FUND		2.846	2.846
**D	CHRISTIAN SUPER		1.945	1.945
**D	EMERGENCY SERVICES SUPERANNUATION SCHEME		2.461	2.461
**D	FIRST STATE SUPERANNUATION SCHEME		79.269	79.269
**D	RUSSELL INVESTMENTS GLOBAL LISTED INFRASTRUCTRE FUND - HEDGED		294.777	294.777
**D	VANECK VECTORS FTSE GLOBAL INFRASTRUCTURE (HEDGED) ETF		143.263	143.263
**D	PINNACLE BNY MELLON GLOBAL INFRASTRUCTURE YIELD FUND		17.868	17.868
**D	LAZARD GLOBAL LISTED INFRASTRUCTURE FUND		3.411.225	3.411.225
**D	LAZARD GLOBAL EQUITY FRANCHISE FUND		142.368	142.368
**D	QSUPER		8.389	8.389
**D	GLOBAL LISTED INFRASTRUCTURE SECTOR TRUST		288.091	288.091
**D	SUNSUPER SUPERANNUATION FUND		41.215	41.215
**D	UBS IQ MSCI WORLD EX AUSTRALIA ETHICAL ETF		418	418
**D	UBS IQ MSCI EUROPE ETHICAL ETF		618	618
**D	CANADA PENSION PLAN INVESTMENT BOARD		513.034	513.034
**D	FLOURISH INVESTMENT CORPORATION		166.690	166.690
**D	FLOURISH INVESTMENT CORPORATION		47.139	47.139
**D	PEOPLE'S BANK OF CHINA		233.838	233.838
**D	BEST INVESTMENT CORPORATION		328.587	328.587
**D	PEOPLE'S BANK OF CHINA		95.308	95.308
**D	DE SHAW OCULUS INTERNATIONAL INC		145.969	145.969
**D	TWO SIGMA SPECTRUM PORTFOLIO, LCC		524	524
**D	CYSTIC FIBROSIS FOUNDATION		106.854	106.854
**D	THE CHARLOTTE MECKLENBURG HOS AUTH D/B/A CAROLINAS HEALTH SYST		308.563	308.563
**D	CHURCH OF ENGLAND INVESTMENT FUND FOR PENSIONS		9.659	9.659
**D	JOSHUA GREEN CORPORATION		1.581	1.581
**D	MORNINGSTAR UNCONSTRAINED ALL FD A SER O MORNINGSTAR FD TR		9.156	9.156
**D	SAMFORD UNIVERSITY PENSION PLAN TRUST		736	736
**D	VIRGINIA C.MARS REVOCABLE TRUST DATED AUGUST 6, 1991		406	406
**D	USAA MASTER TRUST (PENSION AND RSP)		2.311	2.311
**D	BANK OF BOTSWANA		6.320	6.320
**D	INTERNATIONAL MONETARY FUND RETIRED STAFF BENEFITS INVESTMENT		8.257	8.257
**D	MERCY INVESTMENT SERVICES INC		5.170	5.170

Azionisti:

1.085 Teste:

4

Pagina 22

Azionisti in proprio:

3


Azionisti in delega:

1.082

LISTA ESITO DELLE VOTAZIONE

Objetto: Deliberazione in merito alla prima sezione della Relazione sulla remunerazione **CONTRARI**

Badge	Ragione Sociale	Proprio	Delega	Totale
**D	PUBLIC PENSION AGENCY		126.508	126.508
**D	PUBLIC PENSION AGENCY		14.822	14.822
**D	STATE OF UTAH, SCHOOL AND INSTITUTIONAL TRUST FUNDS		13.079	13.079
**D	BEAT DRUGS FUND ASSOCIATION		771	771
**D	BUNTING INTERNATIONAL DEVELOPED EQUITY TE LLC		1.087	1.087
**D	CARROLL AVENUE PARTNERS LLC		623	623
**D	CARNELIAN INVESTMENT MANAGEMENT LLC		14.733	14.733
**D	CHCP GLOBAL SECURITIES LP		146	146
**D	CENTERSQUARE INVESTMENT MANAGEMENT LLC		4.350	4.350
**D	EVA VALLEY MAI LLC		5.125	5.125
**D	FS OVERLAY C - PARAMETRIC		3.268	3.268
**D	FOURTH AVENUE INVESTMENT COMPANY.		4.192	4.192
**D	THE BUNTING FAM INT DEVELOPED EQUITY LIMITED LIABILITY CO		3.055	3.055
**D	LEGAL & GENERAL MSCI EAFE FUND, LLC		20.380	20.380
**D	LEHMAN-STAMM FAMILY PARTNERS LLC		602	602
**D	82A HOLDINGS, LLC		5.698	5.698
**D	NELKE PARTNERSHIP		2.148	2.148
**D	OHANA HOLDINGS LLC		186.100	186.100
**D	ORIZABA, LP		19.554	19.554
**D	RDM LIQUID LLC		3.494	3.494
**D	ROTHKO ALL COUNTY WORLD EX-US EQUITY FUND LP		1.227	1.227
**D	SENTINEL INTERNATIONAL FUND		1.186	1.186
**D	SENTINEL INTERNATIONAL TRUST		2.378	2.378
**D	SIM GLOBAL BALANCED TRUST.		568	568
**D	SILVER GROWTH FUND, LP		1.352	1.352
**D	GLOBAL BOND FUND		9.351	9.351
**D	MALACHITE 35 TRUST		10.125	10.125
**D	AVALON PORTFOLIO II, LLC		1.447	1.447
**D	SUSTAINABLE INSIGHT GLOBAL ESG PASSIVE PLUS FUND, LLC		741	741
**D	K INVESTMENTS SH LIMITED		76.375	76.375
**D	LEGAL & GENERAL MSCI EAFE SL FUND, LLC		17.933	17.933
**D	INTERNATIONAL MONETARY FUND STAFF RETIREMENT PLAN		34.599	34.599
**D	NATIONAL COUNCIL FOR SOCIAL SECURITY FUND, P.R.C		4.923	4.923
**D	NATIONAL COUNCIL FOR SOCIAL SECURITY FUND, P.R.C		34.474	34.474
**D	NGEE ANN POLYTECHNIC		123	123
**D	FIDELITY SALEM STREET TRUST: FIDELITY FLEX INTERN INDEX FUND		7.127	7.127
**D	FIDELITY SALEM STREET TRUST FIDELITY SERIES GLOBAL EX U.S. INDEX FUND		161.924	161.924
**D	THE PARTNERS FUND		73.383	73.383
**D	NEWTRAL AND SUPERANNUATION FUND		263.790	263.790
**D	NEVA INVESTMENTS TRUST		35.227	35.227
**D	MERAGE PASSIVE INTERNATIONAL SHARES FUND		12.054	12.054
**D	GOVERNMENT EMPLOYEES SUPERANNUATION BOARD		9.594	9.594
**D	GOVERNMENT EMPLOYEES SUPERANNUATION BOARD		133.471	133.471



[Handwritten signature]

Assemblea Ordinaria del 18 aprile 2019

LISTA ESITO DELLE VOTAZIONI

Oggetto: Deliberazione in merito alla prima sezione della Relazione sulla remunerazione

CONTRARI


Badge	Ragione Sociale	Proprio	Delega	Totale
**D	PARTNERS GROUP GLOBAL MULTI-ASSET FUND		15.880	15.880
**D	MICHIGAN CATHOLIC CONFERENCE MASTER PENSION TRUST		1.661	1.661
**D	MICHIGAN CATHOLIC CONFERENCE		563	563
**D	MASTER TR AGREE BETWEEN PEIZER INC AND THE NORTHERN TR CO		6.485	6.485
**D	PRESBYTERIAN CHURCH (USA) FOUNDATION		4.678	4.678
**D	NATIONAL RAILROAD RETIREMENT INVESTMENT TRUST		5.024	5.024
**D	SAMFORD UNIVERSITY	352		352
**D	BANNER HEALTH	137.500		137.500
**D	A.I.DUPONT TESTAMENTARY TRUST	10.556		10.556
**D	SPARTAN GROUP TRUST FOR EMPLOYEE BENEFIT PLANS	95.622		95.622
**D	FRESNO COUNTY EMPLOYEES' RETIREMENT ASSOCIATION	1.487		1.487
**D	STICHTING INSTITUUT GAK	1.234		1.234
**D	GUIDE STONE FUNDS INTERNATIONAL EQUITY INDEX FUNDS	2.326		2.326
**D	GENERAL PENSION AND SOCIAL SECURITY AUTHORITY	16.972		16.972
**D	ILLINOIS MUNICIPAL RETIREMENT FUND	314.250		314.250
**D	LOS ANGELES CITY EMPLOYEES RETIREMENT SYSTEM	49.347		49.347
**D	CITY OF LOS ANGELES FIRE AND POLICE PENSION PLAN	540		540
**D	MONTGOMERY COUNTY CONSOLIDATED RET HEALTH BENEFITS TR	8.875		8.875
**D	MONTGOMERY COUNTY EMPLOYEES' RETIREMENT SYSTEM	47.557		47.557
**D	UTAH STATE RETIREMENT SYSTEMS	76.738		76.738
**D	WILSHIRE INTERNATIONAL EQUITY FUND	2.484		2.484
**D	WYOMING RETIREMENT SYSTEM	2.230		2.230
**D	HSBC GLOBAL EQUITY FUND.	15.330		15.330
**D	HSBC INTERNATIONAL EQUITY POOLED FUND	28.978		28.978
**D	HALIFAX REGIONAL MUNICIPALITY MASTER TRUST	5.160		5.160
**D	IBM DIVERSIFIED GLOBAL EQUITY FUND	12.091		12.091
**D	THE TRUSTESS OF IBM PENSION PLAN	10.217		10.217
**D	THE BOARD OF THE PENSION PROTECTION FUND	6.350		6.350
**D	STICHTING PENSIOENFONDS VAN DE METALEKTRO (PME)	172.385		172.385
**D	PUBLIC EMPLOYEES RETIREMENT ASSOCIATION OF COLORADO	127.987		127.987
**D	COMMONWEALTH GLOBAL LISTED INFRASTRUCTURE FUND 4	169.551		169.551
**D	COLONIAL FIRST STATE WHOLESALÉ GLOBAL LISTED INFR SEC F	1.172.261		1.172.261
**D	COMMONWEALTH GLOBAL SHARE FUND 29	142		142
**D	LEGAL & GENERAL FUTURE WORLD CLIMATE CHANGE EQ FACTORS IND FD	5.824		5.824
**D	LEGAL & GENERAL GLOBAL EQUITY INDEX FUND	2.117		2.117
**D	LEGAL & GENERAL GLOBAL INFRASTRUCTURE INDEX FUND	103.895		103.895
**D	LEGAL&GENERAL EUROPEAN INDEX TRUST	328.449		328.449
**D	LEGAL & GENERAL INTERNATIONAL INDEX TRUST	27.205		27.205
**D	LEGAL & GENERAL ICAV	11.301		11.301
**D	LEGAL & GENERAL AUTHORISED CONTRACTUAL SCHEME	7.860		7.860
**D	BLACKROCK AUTHORISED CONTRACTUAL SCHEME I	368.284		368.284
**D	BLACKROCK AUTHORISED CONTRACTUAL SCHEME 1	13.432		13.432
**D	BRITISH COLUMBIA INVESTMENT MANAGEMENT CORPORATION	139.151		139.151

Azionisti:
Azionisti in proprio:1.085 Teste:
3 Azionisti in delega:4
1.082

LISTA ESITO DELLE VOTAZIONE

Oggetto: Deliberazione in merito alla prima sezione della Relazione sulla remunerazione
CONTRARI

Badge	Ragione Sociale	Proprio	Delega	Totale
**D	STATE TEACHERS RETIREMENT SYSTEM OF OHIO		79.192	79.192
**D	BANCO NACIONAL DE PANAMA, ACTING AS TRUSTEE OF THE FIDEICOMISO DE FONDO DE AHORRO DE PANAMA		1.440	1.440
**D	LGPS CENTRAL AUTHORIZED CONTRACTUAL SCHEME		133.000	133.000
**D	UBS COMMON CONTRACTUAL FUND		6.918	6.918
**D	BORDER TO COAST AUTHORIZED CONTRACTUAL SCHEME		315.407	315.407
**D	CLEARWATER INTERNATIONAL FUND		2.238	2.238
**D	STICHTING BEDRIJFSTAKPENSIOENFONDS VOOR HET LEVENSMIDD		16.250	16.250
**D	KOMMUNAL LANDSPENSJONSKASSE GJENSIDIG FORSIKRINGSSLSKAP		35.799	35.799
**D	VERDIPAPIRFONDET KLP AKSJEGLOBAL INDEX 1		57.877	57.877
**D	VERDIPAPIRFONDET KLP AKSJEUROPA INDEKS 1		30.261	30.261
**D	STICHTING BEDRIJFST VOOR HET SCHOONMAAK EN GLAZ		14.818	14.818
**D	STICHTING PENSIOENFONDS CAMPINA		4.290	4.290
**D	STICHTING BEDRIJFST VOOR HET BEROEPSVERVOER OVER DE WEG		55.684	55.684
**D	STICHTING PENSIOENFONDS ING		58.010	58.010
**D	ROBECO INSTITUTIONAL UMBRELLA FUND		5.489	5.489
**D	STICHTING BEDRIJFSTAKPENSIOEN FONDS VOOR DE DETAILHANDEL		94.449	94.449
**D	JOHN HANCOCK HEDGED EQUITY AND INCOME FUND		4.684	4.684
**D	MEDIOLANUM GESTIONE FONDI SGR - FLESSIBILE FUTURO ITALIA		1.040.000	1.040.000
**D	STICHTING BEDRIJFSPENSIOENFONDSVOOR DE LANDBOUW MANDAAT BLACKRO		142.589	142.589
**D	STG PFDS ACHMEA MANDAAT BLACKROCK		20.820	20.820
**D	STICHTING PENSIOENFONDS WOMEN		12.541	12.541
**D	STICHTING J.E. ASR ES G INDEXPLUS INST. FONDSSEN INZAKE EUROPA		32.738	32.738
**D	THE CANADA LIFE ASSURANCE COMPANY		64.017	64.017
**D	RENAISSANCE INTERNATIONAL EQUITY PRIVATE POOL		152	152
**D	THE GREAT-WEST LIFE ASSURANCE COMPANY		57.655	57.655
**D	COUNSEL DEFENSIVE GLOBAL EQUITY		803	803
**D	INVESTORS GLOBAL INFRASTRUCTURECLASS		26.400	26.400
**D	LONDON LIFE INSURANCE COMPANY		733.294	733.294
**D	GLOBAL INFRASTRUCTURE EQUITY FUND LONDON CAPITAL		62.080	62.080
**D	MACKENZIE DIVERSIFIED ALTERNATIVES FUND		17.746	17.746
**D	MACKENZIE MAXIMUM DIVERS. ALL WORLD DEVELOPED EX NORTH AMERICA IE		3.032	3.032
**D	MACKENZIE INTERNATIONAL EQUITY INDEX ETF		216	216
**D	MACKENZIE MAX DIVERSIFICATION DEVELOPED EUR INDEX ETF		13.000	13.000
**D	MACKENZIE MAX DIVERSIFICATION ALL WORLD DEVELOPED IND ETF		9.082	9.082
**D	RENAISSANCE GLOBAL INFRASTRUCTURE FUND		1.275.951	1.275.951
**D	RENAISSANCE REAL ASSETS PRIVATEPOOL		184.000	184.000
**D	TD EMERALD INTERNATIONAL EQUITYINDEX FUND		125.663	125.663
**D	TD INTERNATIONAL EQUITY INDEX FUND		19.639	19.639
**D	TD EUROPEAN INDEX FUND		3.749	3.749
**D	TD INTERNATIONAL DIVERSITY INDEX ETF		631	631
**D	PUBLIC SECTOR PENSION INVESTMENT BOARD		224.543	224.543
**D	INTEGRAL INTERNATIONAL EQUITY POOL		21.165	21.165
**D	INTEGRAL OVERSEAS EQUITY POOL		314	314



Pagina 25

4
1.082

Azionisti: 4
Azionisti in proprio: 3
Azionisti in delega: 1.082

Teste:

Assemblea Ordinaria del 18 aprile 2019

LISTA ESITO DELLE VOTAZIONI

Oggetto: Deliberazione in merito alla prima sezione della Relazione sulla remunerazione

CONTRARI

Badge	Ragione Sociale	Proprio	Delega	Totale
**D	WOODBRIIDGE INVESTMENTS CORPORATION		35.700	35.700
**D	CIBC INTERNATIONAL INDEX FUND		9.584	9.584
**D	CIBC EUROPEAN INDEX FUND		3.528	3.528
**D	CIBC POOLED INTERNATIONAL EQUITY INDEX FUND		2.247	2.247
**D	ALLIANZ GLOBAL INVESTORS FUND		148.230	148.230
**D	BLACKROCK GLOBAL INDEX FUNDS		35.303	35.303
**D	GOLDMAN SACHS FUNDS		6.736	6.736
**D	ALLIANZ AZIONI ITALIA ALL STARS		150.000	150.000
**D	ALLIANZ ITALIA 50 SPECIAL		7.000	7.000
7151	CHIURAZZI LUIGI	2.000		2.000
7275	NOTARFONZO ARNALDO	100		100
7307	CARILE DOMENICO	31.000		31.000
Totale voti				
				193.695.711
Percentuale votanti %				31,049858
Percentuale Capitale %				23,455978

Azionisti:
Azionisti in proprio:1.085 Teste:
3 Azionisti in delega:4
1.082

Pagina 26

Assemblea Ordinaria del 18 aprile 2019

LISTA ESITO DELLE VOTAZIONI

Oggetto: Deliberazione in merito alla prima sezione della Relazione sulla remunerazione
ASTENUTI

Badge	Ragione Sociale	Proprio	Delega	Totale
6674	AGOSTINI ANTONIO		8.638	8.638
**D	ARTEMIS FUNDS (LUX)		112.329	112.329
**D	MEDIOLANUM BEST BRANDS		56.000	56.000
**D	CHALLENGE FUNDS CHALLENGE ITALIAN EQUITY		150.000	150.000
**D	WEST YORKSHIRE PENSION FUND		180.723	180.723
**D	ARTEMIS GLOBAL EQUITY INCOME FUND		158.157	158.157
**D	ARTEMIS MONTHLY DISTRIBUTION FUND		97.205	97.205
**D	ACCIDENT COMPENSATION CORPORATION			
6940	GARRI GERARDINO	1		1
RL*	D&C GOVERNANCE TECHNOLOGIES	10		10
7065	PASQUINI MASSIMILIANO	1		1
7068	BAVA MARCO GEREMIA CARLO			
7079	D'ATRI GIANFRANCO		1	1
DE*	D'ATRI STELLA			

Totale voti 763.065
 Percentuale votanti % 0,122321
 Percentuale Capitale % 0,092405



Azionisti:
 Azionisti in proprio: 11
 Azionisti in delega: 3

Assemblea Ordinaria del 18 aprile 2019

LISTA ESITO DELLE VOTAZIONI

Oggetto: Deliberazione in merito alla prima sezione della Relazione sulla remunerazione
NON VOTANTI

Badge	Ragione Sociale	Proprio	Delega	Totale
6017	CHIGNOLI GIORGIO	1		1
6674	AGOSTINI ANTONIO		29.645	29.645
**D	GENERALI SMART FUNDS SICAV		70.480	70.480
**D	GENERALI DIVERSIFICATION		54.284	54.284
**D	GIE ALLEANZA OBBLIGAZIONARIO		323.600	323.600
**D	ARIE & IDA CROWN MEMORIAL		187.000	187.000
**D	KAIROS INTERNATIONAL SICAV - ITALIA		146.500	146.500
**D	KAIROS INTERNATIONAL SICAV - RISORGIMENTO		28.500	28.500
**D	KAIROS INTERNATIONAL SICAV - TARGET ITALY ALPHA		30.000	30.000
**D	INTERFUND SICAV INTERFUND EQUITY ITALY		714.000	714.000
**D	FIDEURAM ASSET MANAGEMENT (IRELAND) FONDITALIA EQUITY ITALY		22.127	22.127
**D	AMUNDI S.F. EURO EQ MARKET PL		19.000	19.000
**D	FIDEURAM INVESTIMENTI SGR SPA-FIDEURAM ITALIA		7.000	7.000
**D	FIDEURAM INVESTIMENTI SGR SPA-PIR PIANO BILANCIATO 30		430.000	430.000
**D	FIDEURAM INVESTIMENTI SGR SPA-PIR PIANO AZIONI ITALIA		90.000	90.000
**D	FIDEURAM INVESTIMENTI SGR SPA-PIR PIANO BILANCIATO 50		116.837	116.837
**D	EUJ - EQUITY ITALY		23.769	23.769
**D	EUJ - EQUITY EUROPE LTE		14.150	14.150
**D	EUJ - EQUITY EURO LTE		30.708	30.708
**D	EUJ - EQUITY ITALY SMART VOLATILITY			

Totale voti 2.337.601

Percentuale votanti % 0,374723

Percentuale Capitale % 0,283077

Azionisti:
Azionisti in proprio:

19 Teste:
1 Azionisti in delega:

2
18

LISTA ESITO DELLE VOTAZIONI

Oggetto: Deliberazione in merito alla prima sezione della Relazione sulla remunerazione
FAVOREVOLI

Badge	Ragione Sociale	Proprio	Delega	Totale
6034	BOVE KATRIN	7		7
6174	AMBRUZZI DANIELA	616		616
6313	LAPONTE ALBERTO			
DE*	GARRI GERARDINO		1	1
6390	GIORDANA ROBERTO			
DE*	FONDAZIONE CASSA DI RISPARMIO DI CUNEO		2.283.500	2.283.500
6415	DI CIANNI EMILIO LUIGI	1		1
6674	AGOSTINI ANTONIO			
**D	CORONATION GLOBAL OPPORTUNITIES FUND			
**D	THORNBERG INTERNATIONAL EQUITY			
**D	ING DIRECT			
**D	THE MASTER TRUST BANK OF JAPAN LTD			
**D	THORNBERG GLOBAL EQUITY FUND	144.717		144.717
**D	THORNBERG INTERNATIONAL EQUITY FUND	4.433		4.433
**D	THORNBERG GLOBAL INVESTMENT PLC	45.765		45.765
**D	THORNBERG GLOBAL INVESTMENT PLC	25.000		25.000
**D	CORNERSTONE ADVIS GLOBAL PUBLIC EQUITY F	134.917		134.917
**D	STITCHING AHOLD DELHAIZE PENSIOEN	2.354		2.354
**D	UBI SICAV	146.895		146.895
**D	NES LIMITED TRAFALGAR COURT ADMIRAL	50.321		50.321
**D	BANCO CENTRAL DE TIMOR EST	32.840		32.840
**D	THE BOEING COMPANY EMPLOYEE RETIREMENT PLANS MASTER TRUST	28.401		28.401
**D	ROCKEFELLER & CO., INC	21.024		21.024
**D	TCORPIM INDEXED INTERNATIONAL SHARE (UNHEDGED) FUND	35.091		35.091
**D	TELSTRA SUPERANNUATION SCHEME	265.022		265.022
**D	IBM PERSONAL PENSION PLAN TRUST	13.781		13.781
**D	FUNDACAO CALOUSTE GULBENKIAN	5.909		5.909
**D	SBC MASTER PENSION TRUST SBC MASTER PENSION TRUST 208	268.333		268.333
**D	FLEXSHARES INTERNATIONAL QUALITY DIVIDEND DEFENSIVE INDEX FUND	3.114		3.114
**D	FLEXSHARES MORNINGSTAR DEVELOPED MARKETS EX-US FACTOR TILT INDEX FUND	10.978		10.978
**D	FLEXSHARES INTERNATIONAL QUALITY DIVIDEND INDEX FUND	12.180		12.180
**D	FLEXSHARES MORNINGSTAR DEVELOPED MARKETS EX-US FACTOR TILT INDEX FUND	10.449		10.449
**D	FLEXSHARES INTERNATIONAL QUALITY DIVIDEND INDEX FUND	19.090		19.090
**D	ABU DHABI RETIREMENT PENSIONS AND BENEFITS	85.207		85.207
**D	SBC MASTER PENSION TRUST	14.498		14.498
**D	FLEXSHARES STOXX GLOBAL BROAD INFRASTRUC	21.057		21.057
**D	MTB GOVERNMENT PENSION INVESTMENT FUND 4	255.564		255.564
**D	MTB FOR GOVERNMENT PENSION FD45828	1.851.962		1.851.962
**D	THE MASTER TRUST BANK OF JAPAN	257.809		257.809
**D	BUREAU OF LABOR UNIONS- LABOR PENSION FUND	247.489		247.489
**D	BUREAU OF LABOR UNIONS- LABOR PENSION FUND	902		902
**D	BUREAU OF LABOR UNIONS- LABOR PENSION FUND	17.316		17.316
**D	BUREAU OF LABOR UNIONS- LABOR PENSION FUND	3.834		3.834
**D	BUREAU OF LABOR UNIONS- LABOR PENSION FUND	27.166		27.166
**D	STATE OF WYOMING	1.035.155		1.035.155
**D	FRANCO INVESTMENT MANAGEMENT VALUE FUNDS HEDGED	5.683		5.683
**D	FRANCO INVESTMENT MANAGEMENT VALUE FUNDS UNHEDGED	1.027.448		1.027.448



Assemblea Ordinaria del 18 aprile 2019

LISTA ESITO DELLE VOTAZIONI

Oggetto: Deliberazione in merito alla prima sezione della Relazione sulla remunerazione

FAVOREVOLI

Badge	Ragione Sociale	Proprio	Delega	Totale
**D	REGIME DE RETRAITE DU PERSONNEL DES CPE	156.977	156.977	156.977
**D	TALOS CAPITAL DESIGNATED ACTIVITY COMPAN	12.656.265	12.656.265	12.656.265
**D	SUBSIDIZED SCHOOLS P FUND NORTHERN	6.054	6.054	6.054
**D	LEGG MASON GLOBAL INFRASTRUCTURE ETF	10.127	10.127	10.127
**D	RARE GLOBAL INFRASTRUCTURE VALUE FUND	41.949	41.949	41.949
**D	PRU INCOME BUILDER JEN EQ INC PDKD	35.238	35.238	35.238
**D	STICHTING SPOORWEGPENSIOENFONDS	10.081	10.081	10.081
**D	DEP OF SSGA NONUS EQUITY H1	1.450	1.450	1.450
**D	DEP OF SSGA NONUS EQUITY R2	4.325	4.325	4.325
**D	DEP OF SSGA NONUS EQUITY B1	1.964	1.964	1.964
**D	DEP OF SSGA NONUS EQUITY B2	2.010	2.010	2.010
**D	GRANT SCHOOLS PROVIDENT FUND	621	621	621
**D	SUBSIDIZED SCHOOLS PROVIDENT FUND	15.014	15.014	15.014
**D	PB SSGA INTL EQ TAX	2.147	2.147	2.147
**D	PRU JENNN EQUITY INC PDT1	676.145	676.145	676.145
**D	FLORIDA LLC	35.367	35.367	35.367
**D	THE CARL VICTOR PAGE MEMORIAL FNDN	12.128	12.128	12.128
**D	USMIA GLOBAL EQUITY	1.607	1.607	1.607
**D	CENTRAL PENSION FUND OF THE INT UNION OF OPERATING ENGINEERS AND PARTICIPATING EMPLOYERS	6.566	6.566	6.566
**D	TEXAS UTILITIES QUAL NDT PARTNERSHIP	858	858	858
**D	US BANK TAX EXEMPT OMNI REP NONRECC	725	725	725
**D	U S BANK NATIONAL ASSOCIATION	534	534	534
**D	SSGA GLOBAL TEMC STRAT POOL	6.525	6.525	6.525
**D	PUBLIC EMPLOYEES RETIREMENT SYSTEM OF MISSISSIPPI	73.202	73.202	73.202
**D	GAMMA EMIRATES INVESTMENTS LLC	1.082	1.082	1.082
**D	WILM MULTI MGR FD JO HAMBRO	121.400	121.400	121.400
**D	PRUDENTIAL INVESTMENT PORTFOLIOS INC PRUDENTIAL BALANCED FUND	1.143	1.143	1.143
**D	AST JENNISON GLOBAL INFRASTR FUND PDNN	17.680	17.680	17.680
**D	PRU JEN GL INFRASTRUCTURE FUND PDLF	56.765	56.765	56.765
**D	THE AMERICAN UNIVERSITY IN CAIRO	2.630	2.630	2.630
**D	DAEC NQ SSGA TAX	599	599	599
**D	DAEC Q SSGA INTL TC	779	779	779
**D	PS6F STATE STREET INTL EQ	34.504	34.504	34.504
**D	SEMPRA ENERGY PENSION MASTER TRUST	13.156	13.156	13.156
**D	AST ACADEM STRAT AJENNISON PD07	338.917	338.917	338.917
**D	BELLSOUTH CORP RFA VEBB TRUST	15.262	15.262	15.262
**D	ECBSEG	20.930	20.930	20.930
**D	FIREFIGHTERS' RETIREMENT SYSTEM	110.461	110.461	110.461
**D	MNVF SSGA INTL EQUITY	2.252	2.252	2.252
**D	SHELL PENSION TRUST	14.928	14.928	14.928
**D	PRINCIPAL FUNDS INC DIVERSIFIED REAL ASSET FUND	574.292	574.292	574.292
**D	COUNTY EMPLOYEES ANNUITY AND BENEFIT FUND OF COOK COUNTY	16.964	16.964	16.964
**D	ALASKA PERMANENT FUND CORPORATION	463.443	463.443	463.443

Azionisti:


Azionisti in proprio: 311

Teste: 17

Azionisti in delega: 302

LISTA ESITO DELLE VOTAZIONE
 Oggetto: Deliberazione in merito alla prima sezione della Relazione sulla remunerazione
 FAVOREVOLI

Badge	Ragione Sociale	Proprio	Delega	Totale
**D	NV PERS SSGA EAFE INDEX PUBLIC EMPLOYEES RETIREMENT SYSTEM OF NEVADA	111.702	111.702	111.702
**D	PENN SERIES DEV INTL INDEX FUND	3.881	3.881	3.881
**D	LEGG MASON GLOBAL FUNDS PLEGG MASON RARE INFRASTRUCTURE VALUE FUND	695.326	695.326	695.326
**D	DUKE ENERGY QUALIFIED NUCLEAR DECOMMISSIONING	3.463	3.463	3.463
**D	PUBLIC EMPLOYEES RETIREMENT ASSOCIATION OF NEW MEXICO	27.025	27.025	27.025
**D	BOARD OF PENSIONS OF THE EVANGELICAL LUTHERAN CHURCH IN AMERICA	12.531	12.531	12.531
**D	INTERNATIONAL BANK FOR RECONSTRUCTION AND DEVELOPMENT	2.505	2.505	2.505
**D	PRUDENTIAL INVESTMENT PORTFOLIO 2 PRUDENTIAL QMA INTL DEVELOPED MKETS INDEX FUND	1.463	1.463	1.463
**D	ENERGY INSURANCE MUTUAL LIMITED	3.239	3.239	3.239
**D	SG ACTIONS EUROPE MULTIGESTION	2.290	2.290	2.290
**D	ETOLIE SECTORIELLE EUROPE	1.799	1.799	1.799
**D	ANTARIUS ROTATION SECTORIELLE	863	863	863
**D	CENTRAL BANK OF IRELAND	842	842	842
**D	AMUNDI INDEX MSCI EUROPE	73	73	73
**D	AMUNDI INDEX MSCI EMU	207.700	207.700	207.700
**D	AMUNDI INDEX MSCI WORLD	74	74	74
**D	AMUNDI INDEX EQUITY EUROPE LOW	101	101	101
**D	AMUNDI INDEX EQUITY GLOBAL LOW	44	44	44
**D	AMUNDI FUNDS EQUITY EUROPE RISK	5.611	5.611	5.611
**D	AMUNDI FUNDS EQUITY EURO RISK	139	139	139
**D	ROPS EURO P	124.235	124.235	124.235
**D	ICARE	14.299	14.299	14.299
**D	AMUNDI HORIZON	12.818	12.818	12.818
**D	PORTFOLIO LCR ACTIONS	3.726	3.726	3.726
**D	ROPS-SMART INDEX EURO	52.916	52.916	52.916
**D	AMUNDI ACTIONS EURO ISR	671	671	671
**D	ASSURDIX	35	35	35
**D	ATOUT EUROPE SMART BETA	91	91	91
**D	AMUNDI ETF FTSE ITALIA PIR UCITS	12.712	12.712	12.712
**D	CASTLE HOOK MASTER FUND LTD C/O CASTLE HOOK PARTNERS LP	78.646	78.646	78.646
**D	MAKURIA LUXEMBOURG II SARL CO MAKURIA INVESTMENT MANAGEMENT (UK) LLP	1.439.414	1.439.414	1.439.414
**D	QUANTUM PARTNERS LP CO SOROS FUND MANAGEMENT LLC ACTING AS FUND MANAGER	449.340	449.340	449.340
**D	NAYA MANAGEMENT LLP	858.334	858.334	858.334
**D	GOVERNMENT OF SINGAPORE	1.471.088	1.471.088	1.471.088
**D	JOHN HANCOCK VARIABLE INSURANCE TRUST INTERNATIONAL EQUITY INDEX TRUST	6.344	6.344	6.344
**D	MONEY AUTHORITY OF SINGAPORE	77.733	77.733	77.733
**D	NATIONAL COUNCIL FOR SOCIAL SECURITY FUND.	2.510	2.510	2.510
**D	ARKWRIGHT PLC	702	702	702
**D	INTERNATIONAL MONETARY FUND	11.636	11.636	11.636
**D	GOLDMAN SACHS INVEST II-GOLDMAN SACHS M-M REAL ASSETS STRAT FD	70.111	70.111	70.111
**D	THE MASTER FUND OF JP LTD: HITACHI FOREIGN EQ INDEX ME	10.334	10.334	10.334
**D	SEPP MSCI WORLD QUALITY MIX FUND	314	314	314
**D	GLOBAL RETIREMENT PLAN	3.150	3.150	3.150



Assemblea Ordinaria del 18 aprile 2019

LISTA ESITO DELLE VOTAZIONI

Oggetto: Deliberazione in merito alla prima sezione della Relazione sulla remunerazione

FAVOREVOLI

Badge	Regione Sociale	Proprio	Delega	Totale
**D	THORNBURG INTERNATIONAL VALUE FUND	1.454.856	1.454.856	1.454.856
**D	THORNBURG INVESTMENT INCOME BUILDER FUND	12.216.878	12.216.878	12.216.878
**D	THORNBURG GLOBAL OPPORTUNITIES FUND	2.794.911	2.794.911	2.794.911
**D	REAVES UTILITY INCOME FUND	80.000	80.000	80.000
**D	UNITED TECHNOLOGIES CORPORATION EMPLOYEE SAVINGS PLAN	38.691	38.691	38.691
**D	BEAR CREEK INC.	400	400	400
**D	FUNDO DE SEGURANCA SOC GOV. DA REGIAO ADM. ESPECIAL DE MACAU	12.697	12.697	12.697
**D	TRANSAMERICA INTERNATIONAL EQUITY INDEX VP	962	962	962
**D	TANGERINE DIVIDEND PORTFOLIO	6.436	6.436	6.436
**D	TANGERINE BALANCED INCOME PORTFOLIO	1.107	1.107	1.107
**D	TANGERINE BALANCED PORTFOLIO	7.475	7.475	7.475
**D	TANGERINE BALANCED GROWTH PORTFOLIO	6.454	6.454	6.454
**D	TANGERINE EQUITY GROWTH PORTFOLIO	7.930	7.930	7.930
**D	MM MSCI EAFE INTERNATIONAL INDEX FUND	7.890	7.890	7.890
**D	STATE STREET GLOBAL EQUITY EX-US INDEX PORTFOLIO	51.853	51.853	51.853
**D	STATE STREET INTERNATIONAL DEVELOPED EQUITY INDEX PORTFOLIO	111.340	111.340	111.340
**D	KP INTERNATIONAL EQUITY FUND	11.313	11.313	11.313
**D	LVIP SSGA INTERNATIONAL INDEX FUND	91.532	91.532	91.532
**D	SPDR MSCI ACWI IMI ETF	1.699	1.699	1.699
**D	SPDR MSCI EAFE FOSSIL FUEL RESERVES FREE ETF	2.842	2.842	2.842
**D	SPDR MSCI WORLD STRATEGICFACTORS ETF	94	94	94
**D	SPDR MSCI ACWI LOW CARBON TARGET ETF	1.948	1.948	1.948
**D	THE PRUDENTIAL INSURANCE COMPANY OF AMERICA	40.957	40.957	40.957
**D	NORTHROP GRUMMAN CORPORATION VERA MASTER TRUST I	604	604	604
**D	PRINCIPAL DIVERSIFIED REAL ASSET CIT	184.537	184.537	184.537
**D	PFM MULTI-MANAGER SERIES TRUST - PFM MULTI-MANAGER INT EQ FD	3.697	3.697	3.697
**D	INTEL CORPORATION RETIREE MEDICAL PLAN TRUST	8.065	8.065	8.065
**D	GOV OF HM THE SULTAN AND YANG DI-PERTUAN OF BRUNEI DARUSSALAM	19.724	19.724	19.724
**D	BANK OF KOREA	47	47	47
**D	SSGA MSCI ACWI EX-USA INDEX NON-LENDING DAILY TRUST	12.613	12.613	12.613
**D	STATE STREET IRELAND UNIT TRUST	62.745	62.745	62.745
**D	SSGA SPDR ETFs EUROPE I PUBLIC LIMITED COMPANY	64.769	64.769	64.769
**D	SSGA SPDR ETFs EUROPE II PUBLIC LIMITED COMPANY	83.223	83.223	83.223
**D	WASHINGTON STATE INVESTMENT BOARD	168.288	168.288	168.288
**D	NEW YORK STATE TEACHERS RETIREMENT SYSTEM	185.117	185.117	185.117
**D	PRUDENTIAL RETIREMENT INSURANCE & ANNUITY COMPANY	11.995	11.995	11.995
**D	SS BK AND TRUST COMPANY INV FUNDS FOR TAXEXEMPT RETIREMENT PL	2.351.018	2.351.018	2.351.018
**D	SSGA RUSSELL FD GL EX-US INDEX NONLENDING OP COMMON TRUST FUND	6.837	6.837	6.837
**D	SS FTSE DEV COMPREHENSIVE FACTOR IND NON-LENDING COMMON TR F	6.078	6.078	6.078
**D	SS FTSE DEV COMPREHENSIVE FACTOR IND NON-LENDING COMMON TR F	7.418	7.418	7.418
**D	STATE STREET SP GLO INERA INDEX NON-LENDING COMMON TRUST FUND	594.336	594.336	594.336
**D	STATE STREET RAFI DEVELOP EX-US INDEX NON-LENDING COMMON TR FD	1.293	1.293	1.293
**D	MSCI EAFE PROV SCREENED INDEX NON - LENDING COMMON TR FUND	8.854	8.854	8.854

Azionisti:

Azionisti in proprio: 311

Teste: 17

Azionisti in delega: 302

LISTA ESITO DELLE VOTAZIONI

Oggetto: Deliberazione in merito alla prima sezione della Relazione sulla remunerazione FAVOREVOLI

Badge	Ragione Sociale	Proprio	Delega	Totale
**D	STATE STREET GLOBAL ADVISORS LUXEMBOURG SICAV	197.173	197.173	197.173
**D	TEACHERS' RETIREMENT SYSTEM OF THE STATE OF ILLINOIS	73.415	73.415	73.415
**D	IBM 401K PLUS PLAN	88.706	88.706	88.706
**D	COLLEGE RETIREMENT EQUITIES FUND	568.469	568.469	568.469
**D	TLIA-CREF INTERNATIONAL EQUITY INDEX FUND	402.551	402.551	402.551
**D	STATE OF MINNESOTA	269.976	269.976	269.976
**D	SPDR MSCI ACWI EX-US ETF	77.364	77.364	77.364
**D	SPDR S&P GLOBAL INFRASTRUCTURE ETF	542.184	542.184	542.184
**D	SPDR S&P WORLD (EX-US) ETF	101.037	101.037	101.037
**D	COMMON TRUST ITALY FUND	428.523	428.523	428.523
**D	MANAGED PENSION FUNDS LIMITED	317.920	317.920	317.920
**D	FAMILY INVESTMENTS CHLD TRUST FUND	15.919	15.919	15.919
**D	FAMILY INVESTMENTS GLOBAL ICVC FAMILY BALANCED INT FUND	11.226	11.226	11.226
**D	HSBC AS TRUSTEE FOR SSGA EUROPE EX UK EQUITY TRACKER FUND	462.228	462.228	462.228
**D	LEGG MASON FUNDS ICVC-- LEGG MASON IF RARE GLOBAL INF INC FUND	1.091.319	1.091.319	1.091.319
**D	STATE STREET INTERNATIONAL EQUITIES INDEX TRUST	9.618	9.618	9.618
**D	SEDR S+P WORLD EX AUSTRALIA FUND	2.439	2.439	2.439
**D	PEOPLE'S BANK OF CHINA	134.266	134.266	134.266
**D	THORNBURG SUMMIT FUND	9.410	9.410	9.410
**D	AMERGEN CLINTON NUCLEAR POWER PLANT NONQUALIFIED FUND	2.299	2.299	2.299
**D	ALW 2010 FAMILY TRUST	10.421	10.421	10.421
**D	ACORN 1998 TRUST	509	509	509
**D	EXELON PEACH BOTTOM UNIT 1 QUALIFIED FUND	322	322	322
**D	EXELON FITZPATRICK QUALIFIED FUND	353	353	353
**D	JTW TRUST NO. 3 UAD 9/19/02	2.315	2.315	2.315
**D	JTW TRUST NO. 1 UAD 9/19/02	1.591	1.591	1.591
**D	JTW TRUST NO. 5 UAD 9/19/02	710	710	710
**D	LTW INVESTMENTS LLC	2.665	2.665	2.665
**D	OYSTER CREEK NUCLEAR GENERATING STATION QUALIFIED FUND	2.271	2.271	2.271
**D	S. ROBSON WALTON 1999 CHILDRENS TRUST	1.171	1.171	1.171
**D	HRW TRUST NO 2 UAD 01/17/03	970	970	970
**D	HRW TESTAMENTARY TRUST NO. 10	998	998	998
**D	WHEELS COMMON INVESTMENT FUND	3.933	3.933	3.933
**D	S. ROBSON WALTON 2010 TRUST	870	870	870
**D	EXELON CORPORATION NUCLEAR DECOMMISSION TRUST - NON TAX QUAL	99.476	99.476	99.476
**D	PUBLIC PENSION AGENCY	560.593	560.593	560.593
**D	HONG KONG GOVT GOVERNMENT EXCHANGE FUND	1.016	1.016	1.016
**D	QINDASIA UNIVERSITY LTD	2.452	2.452	2.452
**D	DFI INVESTMENT (PASSIVE)	698.863	698.863	698.863
**D	DAVOS HOLDINGS ATC LIMITED	921.057	921.057	921.057
**D	DAVOS HOLDINGS BFC LIMITED	192.950	192.950	192.950
**D	DAVOS HOLDINGS BFC LIMITED	1.601.565	1.601.565	1.601.565
**D	DAVOS HOLDINGS BFC LIMITED			



Azionisti
Azionisti in proprio

LISTA ESITO DELLE VOTAZIONE

Oggetto: Deliberazione in merito alla prima sezione della Relazione sulla remunerazione

FAVOREVOLI

Badge	Ragione Sociale	Proprio	Delega	Totale
**D	DAZBOG HOLDINGS F5 LIMITED	101.365	101.365	101.365
**D	DAZBOG HOLDINGS HFC LIMITED	60.308	60.308	60.308
**D	DAZBOG HOLDINGS B5 LIMITED	146.192	146.192	146.192
**D	DAZBOG HOLDINGS MFC LIMITED	126.700	126.700	126.700
**D	FIDDLER PARTNERS LLC	617	617	617
**D	INTERNATIONAL EXPATRIATE BENEFIT MASTER TRUST	2.334	2.334	2.334
**D	INTERNATIONAL EQUITY FUND	6.209	6.209	6.209
**D	THE JBUT MASTER INVESTMENT PARTNERSHIP LLP	1.508	1.508	1.508
**D	NTGI-QM COMMON DAILY EAFE INDEX FUND - NON LENDING	59.128	59.128	59.128
**D	LAKE AVENUE INVESTMENTS, LLC	17.280	17.280	17.280
**D	LTV GROUP HOLDINGS, LLC	10.526	10.526	10.526
**D	LUNA LLC	635	635	635
**D	LOY PARTNERSHIP, LLC	4.223	4.223	4.223
**D	MF INTERNATIONAL FUND LLC	805	805	805
**D	OMEGA FEIP LIMITED PARTNERSHIP	1.455	1.455	1.455
**D	PRO-GEN INVESTMENTS LLC	715	715	715
**D	CINDY SPRINGS, LLC	20.341	20.341	20.341
**D	NTGI-QM COMMON DAILY ALL COUNWD EX-US INV MKT INDEX F NONLEND	13.911	13.911	13.911
**D	RAMI PARTNERS, LLC	15.809	15.809	15.809
**D	FCM INTERNATIONAL LLC	1.033	1.033	1.033
**D	SHIMODA HOLDINGS, LLC	1.541	1.541	1.541
**D	801 INVESTMENTS LLC	4.125	4.125	4.125
**D	NTGI-QM COMMON DAILY EAFE INDEX FUND - LENDING	35.695	35.695	35.695
**D	NTGI - QM COMM DAILY ALL COUNTRY WD EX-US EQ INDEX F - LEND	22.802	22.802	22.802
**D	INTERNATIONAL MONETARY FUND STAFF RETIREMENT PLAN	6.146	6.146	6.146
**D	UNIT NAT RELIEF AND WORKS AG FOR PALEST REF IN THE NEAR EAST	2.238	2.238	2.238
**D	NATIONAL COUNCIL FOR SOCIAL SECURITY FUND, P.R.C	59.975	59.975	59.975
**D	NATIONAL COUNCIL FOR SOCIAL SECURITY FUND, P.R.C	31.416	31.416	31.416
**D	HAGFORS LIMITED	6.469	6.469	6.469
**D	QIC INTERNATIONAL EQUITIES FUND	3.672	3.672	3.672
**D	GOVERNMENT EMPLOYEES SUPERANNUATION BOARD	233.275	233.275	233.275
**D	LORD MAYORS CHARITABLE FUND	429	429	429
**D	QUEENSLAND INVESTMENT TRUST NO.2	5.946	5.946	5.946
**D	AUSTRALIA POST SUPERANNUATION SCHEME	2.165	2.165	2.165
**D	NORTHERN FUNDS INTERNATIONAL GROWTH EQUITY FUND	17.788	17.788	17.788
**D	FORD MOTOR COMPANY DEFINED BENEFIT MASTER TRUST	18.160	18.160	18.160
**D	JTW TRUST NO. 4 UAD 9/19/02	2.817	2.817	2.817
**D	JTW TRUST NO. 2 UAD 9/19/02	2.039	2.039	2.039
**D	NORTHERN MULTI MANAGER GLOBAL LISTED INFRASTRUCTURE FUND	2.003.299	2.003.299	2.003.299
**D	NORTHERN FUNDS - INTERNATIONAL EQUITY INDEX FUND	191.281	191.281	191.281
**D	NORTHERN TRUST GLOBAL INVESTMENTS COLLECTIVE FUNDS TRUST	1.282.148	1.282.148	1.282.148
**D	VOL EMPL BEN ASS OF THE NON-REPR EMPL OF SOUT CAL EDISON CO	1.633	1.633	1.633
**D	1999 VOL EMPL BEN ASS NON-REPR EMPL OF SOUT CAL EDISON CO	981	981	981

LISTA ESITO DELLE VOTAZIONE

Oggetto: Deliberazione in merito alla prima sezione della Relazione sulla remunerazione
FAVOREVOLI

Badge	Ragione Sociale	Proprio	Delega	Totale
**D	THE TRUSTEES OF THE HENRY SMITH CHARITY		14.226	14.226
**D	TRINITY COLLEGE CAMBRIDGE		3.420	3.420
**D	HRW TESTAMENTARY TRUST NO 3		2.073	2.073
**D	HRW TESTAMENTARY TRUST NO 1		2.573	2.573
**D	HRW TRUST NO 1 UAD 01/17/03		970	970
**D	HRW TESTAMENTARY TRUST NO. 11		2.568	2.568
**D	HRW TESTAMENTARY TRUST NO 6		2.099	2.099
**D	HRW TESTAMENTARY TRUST NO 4		2.041	2.041
**D	HRW TESTAMENTARY TRUST NO. 9		1.771	1.771
**D	HRW TESTAMENTARY TRUST NO. 8		2.472	2.472
**D	HRW TESTAMENTARY TRUST NO 2		1.679	1.679
**D	HRW TESTAMENTARY TRUST NO. 7		2.729	2.729
**D	HRW TRUST NO 4 UAD 01/17/03		1.152	1.152
**D	HRW TESTAMENTARY TRUST NO 5		2.158	2.158
**D	HRW TESTAMENTARY TRUST NO. 12		3.451	3.451
**D	HRW TRUST NO 3 UAD 01/17/03		1.152	1.152
**D	CHEVRON MASTER PENSION TRUST		13.208	13.208
**D	CSAA INSURANCE EXCHANGE		20.228	20.228
**D	LOCKHEED MARTIN CORPORATION MASTER RETIREMENT TRUST		15.375	15.375
**D	FORD MOTOR COMPANY OF CANADA, LIMITED PENSION TRUST		3.072	3.072
**D	FUTURE FUND BOARD OF GUARDIANS FOR AND OBO FUTURE FUND		56.351	56.351
**D	MRF INVESTMENT COMPANY NO. 2 PTY LTD		140.179	140.179
**D	THE BANK OF IRELAND STAFF PENSIONS FUND		132.050	132.050
**D	STICHTING HEINEREN PENSIOENFONDS		11.102	11.102
**D	STICHTING PENSIOENFONDS SAGITTARIUS		16.446	16.446
**D	THE TRUSTEES OF CHEVRON UK PENSION PLAN		26.235	26.235
**D	NORTHERN TRUST UCITS COMMON CONTRACTUAL FUND		208.406	208.406
**D	COLONIAL FIRST STATE INVESTMENT FUND 50		9.810	9.810
**D	COMMONWEALTH GLOBAL LISTED INFRASTRUCTURE FUND 6		1.401.291	1.401.291
**D	COLONIAL FIRST STATE WHOLESALE INDEXED GLOBAL SHARE FUND		17.787	17.787
**D	MUNICIPAL EMPLOYEES' ANNUITY AND BENEFIT FUND OF CHICAGO		3.827	3.827
**D	INVESTCO ITALIAN HOLDINGS SRL		66.513.016	66.513.016
**D	SSGA GROSS ROLL UP UNIT TRUST		17.781	17.781
**D	NORTHERN TRUST INVESTMENT FUNDS PUBLIC LIMITED COMPANY		31.204	31.204
**D	NORTHERN TRUST UCITS FGR FUND		88.567	88.567
**D	EURIZON CAPITAL SGR - EURIZON AZIONI AREA EURO		7.789	7.789
**D	EURIZON CAPITAL SGR - EURIZON PROGETTO ITALIA 70		240.544	240.544
**D	EURIZON CAPITAL SGR - EURIZON AZIONI ITALIA		374.467	374.467
**D	EURIZON CAPITAL SGR - EURIZON PROGETTO ITALIA AZIONI		244.228	244.228
**D	EURIZON CAPITAL SGR - EURIZON PIR ITALIA AZIONI		96.434	96.434
**D	EURIZON CAPITAL SGR - EURIZON PROGETTO ITALIA 40		228	228
**D	THE GLENCORE CANADIAN PENSION FUNDS TRUST-FOREIGN EQUITY FUND		77.983	77.983
**D	THE GLENCORE CANADIAN PENSION FUNDS TRUST-FOREIGN EQUITY FUND		20.983	20.983
**D	WINDWISE MSCI EAFE INDEX NON-LENDING, FUND FOR EXEMPT ORG.		20.228	20.228

Salvatore
Secretari
Notaro

