


Assemblea Ordinaria del 19 aprile 2011
(2^a Convocazione del 20 aprile 2011)

ESITO VOTAZIONE

Oggetto : **Bilancio dell'esercizio chiuso al 31 dicembre 2010**

Hanno partecipato alla votazione:

-n° 862 azionisti,

portatori di n° 412.628.774 azioni ordinarie, tutte ammesse al voto.

Hanno votato:

		8 su Azioni Ordinarie
Favorevoli	412.624.892	99,999059
Contrari	0	0,000000
Astenuti	2.877	0,000697
Non Votanti	1.005	0,000244
Totale	412.628.774	100,000000



Assemblea Ordinaria del 19 aprile 2011
(2^ Convocazione del 20 aprile 2011)

LISTA ESITO DELLE VOTAZIONE

Oggetto: Bilancio dell'esercizio chiuso al 31 dicembre 2010

CONTRARI

Badge	Ragione Sociale	Totale voti	Percentuale votanti %	Percentuale Capitale %	Proprio	Delega	Totale
		0	0,000000	0,000000			



Azionisti in proprio: 0

Teste: 0
Azionisti in delega: 0



Assemblea Ordinaria del 19 aprile 2011
(2^ Convocazione del 20 aprile 2011)

LISTA ESITO DELLE VOTAZIONE
Oggetto: Bilancio dell'esercizio chiuso al 31 dicembre 2010

ASTENUTI

Badge Ragione Sociale
2092 DE COSMO LEONARDO
**D CITY OF PHILADELPHIA PUBLIC EMPLOYEES RETIREMENT SYSTEM

Totale voti 2.877
Percentuale votanti % 0,000697
Percentuale Capitale % 0,000479

Proprio Delega Totale
2.877 2.877



Azionisti:
Azionisti in proprio:

1
0

1
1

Pagina 2



Assemblea Ordinaria del 19 aprile 2011
(2^ Convocazione del 20 aprile 2011)

LISTA ESITO DELLE VOTAZIONE

Oggetto: Bilancio dell'esercizio chiuso al 31 dicembre 2010

NON VOTANTI

Badge	Ragione Sociale
2225	AMADIO VITTORIO
982	PIEDINI LUCIANO
DE*	GIGLIO SERVIZI AMBIENTALI E BONIFICHE SRL

Totale voti	1.005
Percentuale votanti %	0,000244
Percentuale Capitale %	0,000167

Proprio	Delega	Totale
5	1.000	5
		1.000




Azionisti:
Azionisti in proprio:

2 Azionisti
1 Azionisti in delega:



Assemblea Ordinaria del 19 aprile 2011
(2^ Convocazione del 20 aprile 2011)

LISTA ESITO DELLE VOTAZIONE

Oggetto: Bilancio dell'esercizio chiuso al 31 dicembre 2010

FAVOREVOLI

Badge	Ragione Sociale	Proprio	Delega	Totale
1138	VITANGELI GIORGIO	5		5
1159	ACCIARO GIUSEPPE	3		3
1388	RODINO WALTER	2		2
1628	REALE DAVIDE GIORGIO	11		11
1639	PINORI ROBERTO	2.415		2.415
1999	CAMERINI BRUNO	3.706		3.706
2092	DE COSMO LEONARDO			
**D	DANSKE BANK A/S CLIENTS NET INVESTORS	26.682		26.682
**D	SCUDDER VARIABLE SERIES II - SCUDDER INTERNATIOI SELECT PORTFOLIO	5.502		5.502
**D	SCHWAB INTERNATIONAL INDEX FUND	46.907		46.907
**D	VANGUARD EUROPEAN STOCK INDEX FUND	324.564		324.564
**D	VANGUARD TAX-MANAGED INTERNATIONAL FUND	179.204		179.204
**D	MORGAN GRENFELL INTERNATIONAL SELECT EQUITY FUND	8.831		8.831
**D	SEI INST INVEST TRUST WORLD EQ EX-US FUN	30.211		30.211
**D	MATB NISSAY/PANAGORA GLOBAL EQUITY PASSIVE FUND	4.200		4.200
**D	BBH/MTBJ/NISSAY/PANAGORA FORGN EQ INDEX MOTHER END	534		534
**D	BBH/THE MT BOJ LTD RE:GUB EQUITIES INDX MOTHER END	10.371		10.371
**D	VANGUARD INTERNATIONAL VALUE FUND	1.471.680		1.471.680
**D	FIDELITY FUNDS SICAV	1.318.570		1.318.570
**D	ING DIRECT	4.218		4.218
**D	OFI INSTITUTIONAL INTERNATIONAL INDEX FU	1.914		1.914
**D	3 TO 1 DIVERSIFIED EQUITY FUND	8.991		8.991
**D	SEI INST INV TRUST SCREENED WORL	393		393
**D	VANGUARD TOTAL WORLD STOCK INDEX FUND	18.840		18.840
**D	SDA INTERNATIONAL EQUITY INDEX FUND	5.049		5.049
**D	VANGUARD DEVELOP MARKET INDEX FUND	299.947		299.947
**D	VANGUARD FTSE ALL-WORLD EX US INDEX FUND	339.319		339.319
**D	PYRAMIS GLOBAL EX US INDEX FUND LP	5.092		5.092
**D	SCHWAB FUNDAMENTAL INTER LARGE COMP IN FUND	9.622		9.622
**D	FCPE GPE FORD FR.BNP DIV ND	6.789		6.789
**D	FCPE LIMACTIF	4.674		4.674
**D	FCPE KONE INVESTISSEMENT	8.109		8.109
**D	FCPE BMS ACTIONS	8.074		8.074
**D	FCPE DIVERSIMONDE	6.060		6.060
**D	FCP BNP ACTIONS PEA EURO	66.634		66.634
**D	FCP BNP ACTION EUROPE	4.222		4.222
**D	FCP NE GALILEE	23.956		23.956
**D	FCP FIMA EUROPE	37.444		37.444
**D	FCP NEUILLY ACTIONS	10.784		10.784
**D	FCPE BNPP AM	31.866		31.866
**D	FCPE INVEST RESPO EUROPE	41.968		41.968
**D	NATEXIS PERFORMANCE I	4.462		4.462
**D	FCP BNP PEAS GEST PRUDENT	5.789		5.789



Assemblea Ordinaria del 19 aprile 2011
(2^ Convocazione del 20 aprile 2011)

LISTA ESITO DELLE VOTAZIONE

Oggetto: Bilancio dell'esercizio chiuso al 31 dicembre 2010

FAVOREVOLI

Badge	Ragione Sociale	Proprio	Delega	Totale
**D	INVECO ACTIONS EUROPE	304.318	304.318	304.318
**D	FCP BNPPBAS GEST EQUILIBRE	15.386	15.386	15.386
**D	BNP PBAS GEST DYNAMIQUE	9.429	9.429	9.429
**D	EASY ETF DJ EURO STOXX	5.466	5.466	5.466
**D	FCPE SAUR EPARGNE	18.039	18.039	18.039
**D	FCPE FDS DIVERSIF.TEL 1	4.511	4.511	4.511
**D	FCP MISTRAL	7.628	7.628	7.628
**D	FCP NF COLLINES IN	202.459	202.459	202.459
**D	FCPE MULTIPAR EQ. SOC. RES	19.252	19.252	19.252
**D	FCPE MULTIPAR ACTS SR	53.469	53.469	53.469
**D	MULTIPAR SOLIDAIRE DYNA SR	33.341	33.341	33.341
**D	FCP AIR FRANCE IFC2	9.079	9.079	9.079
**D	FCP BNP ETHEIS	231.479	231.479	231.479
**D	FCP FORTIS ETOILE FCR	21.260	21.260	21.260
**D	FCP REUNICA FORTIS	60.559	60.559	60.559
**D	ASSOCIATION VALENTIN HAUY POUR LE BIEN D	6.611	6.611	6.611
**D	FCP BNPP ACT EURO ALPHA	805.331	805.331	805.331
**D	FCPE MASTERFOODS	15.126	15.126	15.126
**D	AGIPI MONDE DURABLE	68.417	68.417	68.417
**D	FCP AXA EUROPE DU SUD	23.993	23.993	23.993
**D	HENDERSON EUROPEAN ENHANCED EQUITY FUND	52.306	52.306	52.306
**D	PARVEST	263.582	263.582	263.582
**D	EASYETF NMX30 INFRASTRUCTURE GLOBAL FCP	36.168	36.168	36.168
**D	PARWORLD	16.273	16.273	16.273
**D	CSA L EQUITY EURO NEW	420	420	420
**D	CSA L EQUITY WORLD	881	881	881
**D	CSA L EUROPEAN LARGE CAPS	20.077	20.077	20.077
**D	CSA L EQUITY SRI EUROPE	107	107	107
**D	CSA L GLOBAL QUANT EQUITY POOL	71	71	71
**D	BNP PARIBAS L I	7.154	7.154	7.154
**D	CSA B EQUITY EURO	10.366	10.366	10.366
**D	CSA B EUROPEAN LARGE CAP	12.427	12.427	12.427
**D	CSA EQUITY SRI EUROPE	7.987	7.987	7.987
**D	CSA B PENSION EQ EMU L.C.D.	320	320	320
**D	BNP PARIBAS INSTITUTIONAL I	13.494	13.494	13.494
**D	AMER HOUR GLASS INDEXED INT SHARED SECT TRUST	5.143	5.143	5.143
**D	AME CAPITAL CORE LSTD INFRASTRUCTURE FD	56.756	56.756	56.756
**D	OPTIMIX WHOLESAL GLOBAL SHARE TRUST	963	963	963
**D	ENHANCED INDEX INTERNATIONAL SHARE FUND	43.047	43.047	43.047
**D	PICNET & CIE/NON RES EXEMPT GCT	23.987	23.987	23.987
**D	PICTET & CIE (EUROPE) SAPICTET & CIE (EUROPE) SA PIC	5.585	5.585	5.585
**D	PICTET & CIE (EUROPE) SAPICTET & CIE (EUROPE) SA PIC	9.228	9.228	9.228
**D	PICTET & CIE (EUROPE) SAPICTET & CIE (EUROPE) SA PIC	9.032	9.032	9.032




Assemblea Ordinaria del 19 aprile 2011
(2^ Convocazione del 20 aprile 2011)

LISTA ESITO DELLE VOTAZIONE

Oggetto: Bilancio dell'esercizio chiuso al 31 dicembre 2010

FAVOREVOLI


Badge	Ragione Sociale	Proprio	Delega	Totale
**D	HELABA INVEST KAPITALANLAGENG ESELLSCHAFT MBH		100	100
**D	CHICAGO TRANSIT AUTHORITY RETIREE HEALTH		19.810	19.810
**D	CLEARWATER INTERNATIONAL FUND		4.618	4.618
**D	FORD MOTOR COMPANY DEFINED BENEFIT		33.139	33.139
**D	JAGUAR PENSION PLAN		3.552	3.552
**D	NORTHERN INTL EQUITY INDEX FUND		43.989	43.989
**D	NT GLOBAL INVESTMENT COLL FUNDS		280.103	280.103
**D	NTGI-QM COMMON DAILY ALL COUNTRY WORLD E		4.914	4.914
**D	1982 SMITH TRUST		1.948	1.948
**D	THE HENRY SMITH CHARITY		9.011	9.011
**D	TRINITY COLLEGE		1.483	1.483
**D	WHEELS COMMON INVESTMENT FUND		11.747	11.747
**D	THE MASTER TRUST BANK OF JAPAN		1.935	1.935
**D	HARVEY HUBBELL INC MSTR PENS TRUST		1.397	1.397
**D	A I DUPONT TESTAMENTARY TRUST		10.800	10.800
**D	FORD MOTOR COMPANY DEFINED BENEFIT		6.244	6.244
**D	LEGAL&GENERAL EUROPEAN INDEX TRUST		239.032	239.032
**D	RBS LEGAL E GENERAL INTL INDEX TRUST		5.480	5.480
**D	NORTHERN GLOBAL SUSTAINABILITY INDEX FUN		2.607	2.607
**D	NATIONAL RAILROAD INVESTMENT TRUST		62.382	62.382
**D	NATIONAL RAILROAD RET INVESTMENT TRUST PUBL FUND		168.885	168.885
**D	NEW ZEALAND SUPERANNUATION FUND		10.375	10.375
**D	STICHTING PENSIOENFONDS VAN DE METALEKTR		7.717	7.717
**D	UNITED NATIONS RELIEF AND WORKS FOR PALESTINIAN REFUGEES IN THE NEAR EAST		1.374	1.374
**D	NORTHERN INSTIT FUNDS INT INDEX PF		4.961	4.961
**D	MUNICIPAL EMP ANNUITY E BEN ED CHICA		4.802	4.802
**D	ICL COMMON INVESTMENT FUND		162.981	162.981
**D	ANDREW W. MELLON FOUNDATION		810	810
**D	PUBLIC SCHOOL TEACHERS PMS & RET. FND		293.331	293.331
**D	QM COMMON DAILY WORLD INDEX FUND		10.998	10.998
**D	UNILEVER PENSION FUND		617.339	617.339
**D	STICHTING BEDRIJFSPENSIOENFONDS VOOR		19.733	19.733
**D	UNITED FOOD WORKERS UNION INDUSTRY		561	561
**D	ES PARAMETRIC PARTNERS		2.965	2.965
**D	INTERNATIONAL EQUITY PARTNERS		2.266	2.266
**D	MONETARY AUTHORITY		189.475	189.475
**D	HONG KONG SPECIAL ADMIN EXCHANGE FD		38.808	38.808
**D	INTERNATIONAL EQUITY FUND		4.648	4.648
**D	WGO HAY TONG INVESTMENT LTD		21.483	21.483
**D	FOURTH AVENUE INVESTMENT COMPANY		1.702	1.702
**D	SENTINEL INTERNATIONAL TRUST		175	175
**D	SENTINEL INTERNATIONAL FUND		175	175
**D	SILVER GROWTH FUND, LP		1.221	1.221



LISTA ESITO DELLE VOTAZIONE
Oggetto: Bilancio dell'esercizio chiuso al 31 dicembre 2010

FAVOREVOLI

Badge	Ragione Sociale	Proprio	Delega	Totale
**D	LJR LIMITED PARTNERSHIP		8.420	8.420
**D	COMMON MONTHLY INTL EX-JAPAN EQUITY		4.626	4.626
**D	CENTRAL PROVIDENT FUND BOARD		5.338	5.338
**D	NATIONAL COUNCIL FOR SOCIAL SEC FUND		6.527	6.527
**D	IBM PENSION PLAN		34.808	34.808
**D	NATIONAL COUNCIL FOR SOCIAL SEC FUND		6.111	6.111
**D	INCOME TRUST: FIDELITY S GLOBAL EX US I		5.138	5.138
**D	NORTHERN TRUST QUANTITATIVE FUND PLC		14.908	14.908
**D	NORTHERN TRUST UNIT TRUST		69.507	69.507
**D	NORTHERN TRUST ROBUSTA FUND		53.122	53.122
**D	FORD OF CANADA MASTER TRUST FUND		4.994	4.994
**D	CITY OF REGINA POLICE PENSION PLAN		6.736	6.736
**D	CITY OF REGINA CIVIC SUPER BENEFIT		43.960	43.960
**D	HSBC CANADIAN BALANCED FUND		2.008	2.008
**D	MICROSOFT GLOBAL FINANCE LIMITED		55.513	55.513
**D	BLUE SKY GROUP		114.287	114.287
**D	FUTURE FUND FOR BOARD OF GUARDIANS		39.942	39.942
**D	FUTURE FUND INVESTMENT COMPANY NO.2 PTY		2.191.175	2.191.175
**D	GARD COMMON CONTRACTUAL FUND		1.492	1.492
**D	CLERICAL MED INVEST GROUP LIMITED		11.461	11.461
**D	HALLIFAX INTL INVEST ICVC EUROPEAN FD		33.310	33.310
**D	STICHTING PENSIOENFONDS SAGITTARIUS		12.749	12.749
**D	TREDJE AP-FONDEN		207.988	207.988
**D	ABU DHABI RETIREMENT PENSION FUND		10.073	10.073
**D	FUARDE AP-FONDEN		135.252	135.252
**D	STICHTING PENSIOENFONDS CAMPINA		10.427	10.427
**D	EAST RIDING PENSION FUND		21.000	21.000
**D	STICHTING DELA DEPOSITARY AND MANAGEMENT		16.867	16.867
**D	UNIVEST		31.811	31.811
**D	CITADEL EQUITY FUND A/C LTD		6.086	6.086
**D	COMMONWEALTH OF PENNSYLVANIA - PUBLIC SCHOOL EMPLOYEES' RETIREMENT SYSTEM		27.437	27.437
**D	(UBS (LUX) EQUITY FUND - EURO COUNTRIES		32.594	32.594
**D	(UBS FUND MANAGEMENT (LUXEMBOURG) S.A.		70.769	70.769
**D	(UBS (LUX) STRATEGY XTRA SICAV		4.317	4.317
**D	TRUST E CUSTODY SERVICES BANK LTD		123.084	123.084
**D	UBS HAMBRO CAPITAL MANAGEMENT UMBRELLA FU		258.399	258.399
**D	UBS ROWE PRICE FUNDS SICAV		333	333
**D	WILSON JENNER STANLEY INVESTMENT FUNDS		48.128	48.128
**D	WILSON JENNER INVESTMENT FUNDS		80.880	80.880
**D	WILSON JENNER INTERNATIONAL SELECTION FUND		149.293	149.293
**D	WILSON JENNER INTERNATIONAL SELECTION SERIES, PLC		310.745	310.745
**D	WILSON JENNER TRUSTEE CORPORATION		208.940	208.940
**D	WILSON JENNER BLACKROCK AUSTRALIA LTD AS RESPONSIBLE E		36.792	36.792



Assemblea Ordinaria del 19 aprile 2011
(2^ Convocazione del 20 aprile 2011)

LISTA ESITO DELLE VOTAZIONE

Oggetto: Bilancio dell'esercizio chiuso al 31 dicembre 2010

FAVOREVOLI

Badge	Ragione Sociale	Proprio	Delega	Totale
**D	AUSCORAL SUPERANNUATION FUND	450.986	450.986	450.986
**D	AUSTRALIANSUPER	81.834	81.834	81.834
**D	UBS GLOBAL ASSET MANAGEMENT LIFE LTD	33.417	33.417	33.417
**D	LABOR PENSION FUND SUPERVISORY COMMITTEE-LABOR RETIREMENT FUND	3.895	3.895	3.895
**D	LABOR PENSION FUND SUPERVISORY COMMITTEE	2.819	2.819	2.819
**D	LABOR PENSION FUND SUPERVISORY COMMITTEE	2.142	2.142	2.142
**D	ROCKEFELLER & CO., INC	19.320	19.320	19.320
**D	SAMPENSION INVEST ADELING GLOBAL AKTIEN	9.042	9.042	9.042
**D	QANTAS SUPERANNUATION PLAN	1.332	1.332	1.332
**D	SSFAL ATF THE SSFS - GLOBAL LISTED INFRASTRUCTURE SECTOR TRUST	646.905	646.905	646.905
**D	FUNDACAO CALOUSTE GULBENKIAN	22.385	22.385	22.385
**D	THE BOEING COMPANY EMPLOYEE RETIREMENT P	124.389	124.389	124.389
**D	BLACKROCK INDEXED ALL-COUNTRY EQUITY FUN	1.380	1.380	1.380
**D	VANGUARD GLOBAL INFRASTRUCTURE FUND	128.357	128.357	128.357
**D	THE TRUSTEE FOR INTERNATIONAL EQUITIES S	4.469	4.469	4.469
**D	AUSTRALIAN REWARD INVESTMENT ALLIANCE	12.828	12.828	12.828
**D	VANGUARD CARBON AWARE INTERNATIONAL SHAR	12.249	12.249	12.249
**D	HARTFORD LIFE INSURANCE COMPANY	9.528	9.528	9.528
**D	VANGUARD INTERNATIONAL SHARE INDEX FUND	76.243	76.243	76.243
**D	SIJOITUSRAHASTO ALFRED BERG GLOBAL	7.374	7.374	7.374
**D	HEALTH SUPER FUND	266.531	266.531	266.531
**D	SIJOITUSRAHASTO ALFRED BERG EUROPE	67.950	67.950	67.950
**D	THE BOEING COMPANY EMPLOYEE RETIREMENT PLANS MASTER TRUST	95.587	95.587	95.587
**D	FIDELITY INVESTMENT FUNDS - EUROPEAN FUN	4.340.340	4.340.340	4.340.340
**D	FIDELITY EUROPEAN VALUES PLC	974.904	974.904	974.904
**D	AVIVA INVESTORS MANAGER OF MANAGER ICVC	47.901	47.901	47.901
**D	AMONIS NV	3.727	3.727	3.727
**D	AVIVA INVESTORS MANAGED FUND ICVC - DIVERSIFIED STRATEGY FUND	1.176	1.176	1.176
**D	FIDELITY INSTITUTIONAL FUNDS ICVC - FIDE	585.253	585.253	585.253
**D	FIDELITY INSTITUTIONAL PAN EUROPEAN FUND	43.382	43.382	43.382
**D	EQ ADVISORS TRUST - EQ/INTERNATIONAL COR	15.177	15.177	15.177
**D	NAVIT INTERNATIONAL INDEX FUND	33.746	33.746	33.746
**D	CHURCH COMMISSIONERS FOR ENGLAND	8.266	8.266	8.266
**D	GOVERNMENT OF NORWAY	14.197.489	14.197.489	14.197.489
**D	STATE OF WYOMING, WYOMING STATE TREASURE	10.693	10.693	10.693
**D	ONE/MELLON CAPITAL MANAGEMENT INTERNATIO	30.591	30.591	30.591
**D	THE BOEING COMPANY EMPLOYEE RETIREMENT P	15.358	15.358	15.358
**D	EQ ADVISORS - AXA TACTICAL MANAGER INTER	18.773	18.773	18.773
**D	EQ ADVISORS - AXA TACTICAL MANAGER INTER	17.601	17.601	17.601
**D	WASHINGTON STATE INVESTMENT BOARD	142.353	142.353	142.353
**D	VANTAGEPOINT OVERSEAS EQUITY INDEX FUND	5.383	5.383	5.383
**D	COMINGLED PENSION TRUST FUND (INTERNATI	22.152	22.152	22.152
**D	STATE OF INDIANA, PUBLIC EMPLOYEES' RETI	18.454	18.454	18.454




Assemblea Ordinaria del 19 aprile 2011
(2^ Convocazione del 20 aprile 2011)

LISTA ESITO DELLE VOTAZIONE

Oggetto: Bilancio dell'esercizio chiuso al 31 dicembre 2010

FAVOREVOLI

Badge	Ragione Sociale	Proprio	Delega	Totale
**D	JP MORGAN CHASE RETIREMENT PLAN	66.333	66.333	66.333
**D	EQ ADVISORS TRUST- EQ/TEMPLETON GLOBAL E	3.025	3.025	3.025
**D	EQ ADVISORS TRUST - EQ/GLOBAL MULTI-SECT	20.142	20.142	20.142
**D	EMPLOYEES RETIREMENT SYSTEM OF TEXAS	139.025	139.025	139.025
**D	AXA PREMIER VIP TRUST - MULTIMANGER INTE	9.901	9.901	9.901
**D	JPMORGAN INTERNATIONAL EQUITY INDEX FUND	47.035	47.035	47.035
**D	NATIONWIDE INTERNATIONAL INDEX FUND	43.911	43.911	43.911
**D	T ROWE PRICE INTERNATIONAL INDEX FUND, I	13.133	13.133	13.133
**D	BLACKROCK ASSET MANAGEMENT PENSIONS LIMI	1.142.408	1.142.408	1.142.408
**D	BLACKROCK INDEX SELECTION FUND	133.211	133.211	133.211
**D	BLACKROCK ACTIVE EQUITY FUNDS (DUBLIN) P	1.525	1.525	1.525
**D	GOLDMAN SACHS TRUST - GOLDMAN SACHS STRUCTURED INTERNATIONAL TAX-MANAGED EQUITY	457.900	457.900	457.900
**D	PETERCAM B FUND	70.001	70.001	70.001
**D	SCHRODER GLOBAL EQUITY INCOME FUND	77.323	77.323	77.323
**D	THE MASTER TRUST BANK OF JAPAN LTD AS TRUSTEE FOR MUTB400045794 11-3	293.885	293.885	293.885
**D	THE MASTER TRUST BANK OF JAPAN LTD AS TRUSTEE FOR MUTB400045795 11 3	292.707	292.707	292.707
**D	JPMORGAN EUROPEAN INVESTMENT TRUST PLC	10.972	10.972	10.972
**D	ALLIANZ UK & EUROPEAN INVESTMENT FUNDS -	59.027	59.027	59.027
**D	THE MASTER TRUST BANK OF JAPAN LTD AS TRUSTEE FOT MTBJ400045825	22.768	22.768	22.768
**D	THE MASTER TRUST BANK OF JAPAN, LTD. AS TRUSTEE FO FOR MTBJ400045826	321.539	321.539	321.539
**D	AVIVA LIFE & PENSIONS UK LIMITED	20.319	20.319	20.319
**D	THE MASTER TRUST BANK OF JAPAN, LTD. AS TRUSTEE FOR MUTB400045792	288.034	288.034	288.034
**D	VANGUARD TOTAL INTERNATIONAL STOCK INDEX	895.201	895.201	895.201
**D	NORGES BANK	249.210	249.210	249.210
**D	PUBLIC EMPLOYEES RETIREMENT ASSOCIATION	29.526	29.526	29.526
**D	STATE OF NEW MEXICO STATE INVESTMENT COU	32.306	32.306	32.306
**D	VANGUARD FIDUCIARY TRUST COMPANY EUROPEA	17.283	17.283	17.283
**D	MASTER INTERNATIONAL INDEX SERIES OF QUA	25.136	25.136	25.136
**D	AVIVA LIFE PENSIONS UK LIMITED	70.803	70.803	70.803
**D	BLACKROCK ASSET MANAGEMENT PENSIONS LIMITED	12.160	12.160	12.160
**D	JAPAN TRUSTEE SERVICES BANK LTD AS TRUST	26.767	26.767	26.767
**D	AXA-EB 510	1.036	1.036	1.036
**D	PENN SERIES DEVELOPED INTERNATIONAL INDE	1.465	1.465	1.465
**D	FRONTIER COMMUNICATIONS PENSION PLAN	36.292	36.292	36.292
**D	T. ROWE PRICE RETIREMENT DATE TRUST	7.416	7.416	7.416
**D	COMBARDIER TRUST U.S. MASTER TRUST	39.105	39.105	39.105
**D	DAVID E MOORE	1.624	1.624	1.624
**D	EURO ADVISORS TRUST-AXA TACTICAL MANAGER INTERNATIONAL PORTFOLIO 1	6.795	6.795	6.795
**D	ROBERT PUBLIC MARKET INVESTMENT LLC	1.799	1.799	1.799
**D	WMA PARTNERS INTERNATIONAL INDEX FUND	2.117	2.117	2.117
**D	GENEALNESS LLC	556	556	556
**D	SEIMON JOE FUND, LP	1.715	1.715	1.715
**D	WEST SUBURBAN RETIREMENT INCOME PLAN	206	206	206



Assemblea Ordinaria del 19 aprile 2011
(2^ Convocazione del 20 aprile 2011)

LISTA ESITO DELLE VOTAZIONE

Oggetto: Bilancio dell'esercizio chiuso al 31 dicembre 2010

FAVOREVOLI

Badge	Ragione Sociale	Proprio	Delega	Totale
**D	RESURRECTION HEALTH CARE PENSION PLAN	710	710	710
**D	RESURRECTION HEALTH CARE	1.577	1.577	1.577
**D	GLORIA KAUFMAN MARITAL TRUST	812	812	812
**D	T ROME PRICE REAL ASSETS FUND INC	102.847	102.847	102.847
**D	EPWORTH INVESTMENT FUND	3.819	3.819	3.819
**D	FIRST STATE GLOBAL OPPORTUNITIES FUND	55.653	55.653	55.653
**D	HSBC BANK (UK) PENSION SCHEME	1.167.034	1.167.034	1.167.034
**D	NUCLEAR LIABILITIES FUND LIMITED	10.332	10.332	10.332
**D	WEST MIDLANDS METROPOLITAN AUTHORITI	78.749	78.749	78.749
**D	WEST YORKSHIRE PENSION FUND	36.750	36.750	36.750
**D	HSBC BANK PLC A/C HSBC ET	904	904	904
**D	CANADA POST CORPORATION PENSION PLAN	313.451	313.451	313.451
**D	EDUCATORS GLOBAL FUND	258	258	258
**D	MANULIFE INTERNATIONAL EQUITY INDEX FUND	3.098	3.098	3.098
**D	MANULIFE INTERNATIONAL EQUITY (83)	25.614	25.614	25.614
**D	UNITED ENHANCED INCOME POOL	100.930	100.930	100.930
**D	EAFE EQUITY INDEX FUND	29.186	29.186	29.186
**D	LODH OPUS EAFE EQUITY FUND	10.715	10.715	10.715
**D	RARE SERIES VALUE FUND	1.751	1.751	1.751
**D	RARE INFRASTRUCTURE VALUE FUND	377.287	377.287	377.287
**D	GENERAL MOTORS CANADA DOMESTIC TRUST	1.977	1.977	1.977
**D	BOMBARDIER TRUST (CANADA) REAL RETURN AS	226.298	226.298	226.298
**D	THE BOMBARDIER TRUST (UK)	200.233	200.233	200.233
**D	SELECT INCOME ADVANTAGE MANAGED TRUST	428.550	428.550	428.550
**D	YIELD ADVANTAGE INCOME FUND	5.060	5.060	5.060
**D	CI CORPORATE CLASS LTD	458.310	458.310	458.310
**D	SIGNATURE INCOME E GROWTH FUND	37.525	37.525	37.525
**D	SIGNATURE HIGH INCOME FUND	26.565	26.565	26.565
**D	SKYLON GROWTH E INCOME TRUST	10.323	10.323	10.323
**D	BELL ALIANT REGIONAL COMMUNICATIONS INC	64.967	64.967	64.967
**D	PGSF GLOBAL INCOME STOCK	81.666	81.666	81.666
**D	PF (LUX) EUR. SUSTAINABLE EQ FO L	1.100	1.100	1.100
**D	INVESTMENT MANAGEMENT UNIT SEI INVESTMENTS, ATTN NOREEN PARK	16.851	16.851	16.851
**D	JAPAN TRUSTEE SERVICES BANK LTD RB DBU STRATEGY MF (TAX-EXEMPT QII)	648	648	648
**D	FIL LIMITED FIDELITY INTERNATIONAL LIMITED	2.100	2.100	2.100
**D	FIDELITY ACTIVE STRATEGY SICAV	108.058	108.058	108.058
**D	RHEVINDUS OF THE FUT FD	10.487	10.487	10.487
**D	SIGNATURE DIVERSIFIED YIELD TRUST	867.465	867.465	867.465
**D	TRIFODOS SICAV I	66.126	66.126	66.126
**D	VACOMARIE GLOBAL INFRASTRUCTURE TOTAL RE	980.079	980.079	980.079
**D	UBS FUND MANAGEMENT (SWITZERLAND) AG	132.443	132.443	132.443
**D	THE ROYAL BOROUGH OF KENSINGTON AND CHEL	1.457	1.457	1.457
**D	DUKE ENERGY CORPORATION MASTER RET	263.308	263.308	263.308



Assemblea Ordinaria del 19 aprile 2011
(2^ Convocazione del 20 aprile 2011)

LISTA ESITO DELLE VOTAZIONE


Oggetto: Bilancio dell'esercizio chiuso al 31 dicembre 2010

FAVOREVOLI

Badge	Ragione Sociale	Proprio	Delega	Totale
**D	HSBC EUROPEAN INDEX FUND	18.923	18.923	18.923
**D	T ROWE CONCENTRATED INTERNAT EQUITY FUND	8.346	8.346	8.346
**D	T.ROWE PRICE GLOBAL INFRASTRUCTURE FUND	37.210	37.210	37.210
**D	SHELL PENSIONS TRUST LIMITED AS TRUSTEEOF SHELL C.P.FUND	74.896	74.896	74.896
**D	STICHTING SHELL PENSIOENFONDS	103.860	103.860	103.860
**D	H.E.S.T. AUSTRALIA LIMITED	8.379	8.379	8.379
**D	SHELL TRUST (BERMUDA) LTD AS TRUSTEE OF THE SHELL OVERSEAS C.P. FUND	22.904	22.904	22.904
**D	SHELL TRUST (BERMUDA) LIMITED AS TRUSTEE	3.995	3.995	3.995
**D	LOTHIAN PENSION FUND	18.622	18.622	18.622
**D	JAPAN TRUSTEE SERVICES BANK,LTD INV.FUND	1.972	1.972	1.972
**D	CLEARVIEW INFRASTRUCTURE FUND	219.125	219.125	219.125
**D	GOLDMAN SACHS JEWERE GLOBAL	11.371	11.371	11.371
**D	LMA (LUXEMBOURG) SARL)	295	295	295
**D	MIZUHO LAZARD MASTER FUND	23.799	23.799	23.799
**D	TG RARE INFRASTRUCTURE FUND	76.795	76.795	76.795
**D	THE NORTHWESTERN MUTUAL LIFE INSURANCE COMPANY-GASA EQUITY	4.861	4.861	4.861
**D	THE NORTHWESTERN MUTUAL LIFE INSURANCE CO.-FOREIGN EQUITY	13.153	13.153	13.153
**D	PICTET INTERNATIONAL EQUITY FUND LLC	128.095	128.095	128.095
**D	CHILDRENS HEALTHCARE OF ATLANTA INC.	7.261	7.261	7.261
**D	HARTFORD INTERNATIONAL-GLOBAL EQUITY (EX JAPAN) INDEX FUND	30.494	30.494	30.494
**D	FORWARD GLOBAL INFRASTRUCTURE FUND	225.000	225.000	225.000
**D	TRUST AND CUSTODY SERVICES BANK LTD.	117.016	117.016	117.016
**D	ACBERNSTEIN SICAV	4.158	4.158	4.158
**D	SHINKO GBL INFRASTRUCTURE EQ FUND OF SHINKO GLOBAL TRUST	90.337	90.337	90.337
**D	CAAM	74.354	74.354	74.354
**D	NATIXIS AM	54.320	54.320	54.320
**D	AXA INVESTMENT MANAGERS PARIS	10.010	10.010	10.010
**D	SOCIETE GENERALE GESTION	25.917	25.917	25.917
**D	S2G	10.714	10.714	10.714
**D	AGI FRANCE	563.375	563.375	563.375
**D	ETOILE GESTION	230.761	230.761	230.761
**D	PIONEER ASSET MANAGEMENT SA	78.958	78.958	78.958
**D	TACONIC OPPORTUNITY MASTER FUND L.P. M AND C CORPORATE SERVICES LIMITED	160.169	160.169	160.169
**D	TACONIC OPPORTUNITY FUND LP	79.200	79.200	79.200
**D	TACONIC OPPORTUNITY FUND II L.P.	18.084	18.084	18.084
**D	TACONIC CAPITAL PARTNERS LP	583	583	583
**D	TACONIC CAPITAL PARTNERS 1.5 LP	13.342	13.342	13.342
**D	TACONIC MASTER FUND 1.5 L.P. M AND C CORPORATE SERVICES LIMITED	22.075	22.075	22.075
**D	GEORGES R.HAIK PARAMETRIC PORTFOLIO ASSOCIATES	2.955	2.955	2.955
**D	BROOKFIELD REDDING GLOBAL INFRASTRUCTURE PARTNERS LP	5.708	5.708	5.708
**D	AEGON CUSTODY BV INZAKE AEGON BASISFONDS AANDELEN EUROPA	9.555	9.555	9.555
**D	AVIVA INVESTORS INTERNATIONAL INDEX TRACKING FUND	3.882.361	3.882.361	3.882.361
**D	STANDARD LIFE INVESTMENT LIMITED			

Azionisti:
Azionisti in proprio: 859 Teste: 14
Azionisti in delega: 8 Azionisti in delega: 851

Pagina 11



Assemblea Ordinaria del 19 aprile 2011
(2^ Convocazione del 20 aprile 2011)

LISTA ESITO DELLE VOTAZIONE

Oggetto: Bilancio dell'esercizio chiuso al 31 dicembre 2010

FAVOREVOLI

Badge	Ragione Sociale	Proprio	Delega	Totale
**D	COLONIAL FIRST STATE INVESTMENTS LIMITED	706.518	706.518	706.518
**D	BALENTINE INTERNATIONAL EQUITY FUND SELECT LP	8.012	8.012	8.012
**D	STICHTING MN SERVICES AANDELENFONDS EUROPA III	770	770	770
**D	WILSHIRE VARIABLE INSURANCE TRUST-INTERNATIONAL EQUITY FUND	724	724	724
**D	STICHTING MN SERVICES AANDELENFONDS EUROPA	5.945	5.945	5.945
**D	COLONIAL FIRST STATE INVESTMENT LIMITED	18.178	18.178	18.178
**D	LAZARD ASSET MANAGEMENT LTD.	31.572	31.572	31.572
**D	THE REPRESENTATIVE CHURCH BODY	22.600	22.600	22.600
**D	STICHTING PENSIOENFONDS METAAL EN TECHNIEK	42.804	42.804	42.804
**D	LAZARD GLOBAL ACTIVE FUNDS PLC	88.866	88.866	88.866
**D	WILMINGTON MULTI-MANAGER INTERNATIONAL FUND	1.391	1.391	1.391
**D	WILMINGTON MULTI-MANAGER INTERNATIONAL FUND	5.785	5.785	5.785
**D	LAZARD ASSET MANAGEMENT LTD.	2.438.538	2.438.538	2.438.538
**D	WINTERTHUR LIFE UK LIMITED	7.602	7.602	7.602
**D	COLONIAL FIRST STATE INVESTMENT LIMITED	253.071	253.071	253.071
**D	CITIBANK KOREA INC	244.033	244.033	244.033
**D	LAZARD GLOBAL PORTFOLIO FUNDS P.L.C	394.277	394.277	394.277
**D	MACQUARIE INVESTMENT MANAGEMENT LIMITED	1.016.352	1.016.352	1.016.352
**D	ADVANCED SERIES TRUST -AST ACADEMIC STRATEGIES ASSET ALLOCATION PORTFOLIO	206.495	206.495	206.495
**D	COLONIAL FIRST STATE INVESTMENTS LIMITED	157.156	157.156	157.156
**D	JAPAN TRUSTEE SERVICE BANK	61.352	61.352	61.352
**D	DYNAMIC INFRASTRUCTURE FUND	1.360	1.360	1.360
**D	AEGON CUSTODY B.V.	125.670	125.670	125.670
**D	AVIVA INVESTORS BALANCED MANAGED FUND	2.949	2.949	2.949
**D	WILMINGTON INTERNATIONAL EQUITY FUND SELECT LP	1.897	1.897	1.897
**D	LEGAL AND GENERAL ASSURANCE PENSIONS MANAGEMENT LIMITED	60.857	60.857	60.857
**B	LEGAL AND GENERAL ASSURANCE (PENSIONS MANAGEMENT) LTD	94.158	94.158	94.158
**D	AMBER CAPITAL ITALIA SGR SPA	75.650	75.650	75.650
**D	NUMERIC WORLD FUNDAMENTAL STATISTICAL ARBITRAGE LEVERED OFFSHORE FUND I, LTD	3.460	3.460	3.460
**D	NUMERIC STRATEGIC ALPHA FUND LP	680	680	680
**D	IRISH LIFE ASSURANCE	369.941	369.941	369.941
**D	LA COMPAGNIE FINANCIERE EDMOND DE ROTHSCHILD BANQUE	1.588.969	1.588.969	1.588.969
**D	NOVARTIS CORPORATION PENSION MASTER TRUST	45.659	45.659	45.659
**D	STATE FARM VARIABLE PRODUCT TRUST, INTERNATIONAL EQ INDEX F	7.506	7.506	7.506
**D	TEACHERS' RETIREMENT SYSTEM OF THE STATE OF ILLINOIS	24.516	24.516	24.516
**D	ARKWRIGHT, LLC	868	868	868
**D	LONDON BOROUGH OF BARKING & DAGENHAM SUPERANNUATION FUND	51.277	51.277	51.277
**D	RUSSELL INVESTMENT COMPANY II PLC	75.119	75.119	75.119
**D	JOHN HANCOCK TRUST INTERNATIONAL EQUITY INDEX TRUST B	4.750	4.750	4.750
**D	JOHN HANCOCK TRUST INTERNATIONAL EQUITY INDEX TRUST A	6.130	6.130	6.130
**D	JOHN HANCOCK FUNDS II INTERNATIONAL EQUITY INDEX FUND	8.934	8.934	8.934
**D	SCHWAB INTERNATIONAL EQUITY ETF	15.817	15.817	15.817
**D	MANAGED PENSION FUNDS LIMITED	348.670	348.670	348.670



Assemblea Ordinaria del 19 aprile 2011
(2^ Convocazione del 20 aprile 2011)

LISTA ESITO DELLE VOTAZIONE

Oggetto: Bilancio dell'esercizio chiuso al 31 dicembre 2010

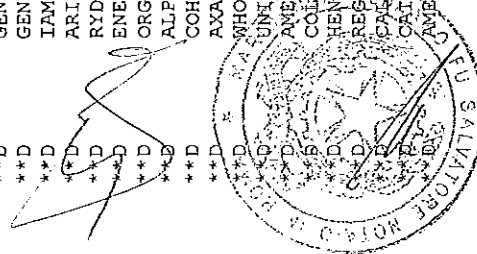
FAVOREVOLI

Badge	Ragione Sociale	Proprio	Delega	Totale
**D	CAVENHAM GLOBAL EQUITIES	3.621	3.621	3.621
**D	JOHN HANCOCK FUNDS II GLOBAL INFRASTRUCTURE FUND	3.900	3.900	3.900
**D	JOHN HANCOCK TRUST INTERNATIONAL INDEX TRUST	55.993	55.993	55.993
**D	IM VERBATIM FUNDS - IM VERBATIM PORTEFOLIO 5 INCOME FUND	2.310	2.310	2.310
**D	LAZARD INTERNATIONAL EQUITY SELECT PORTFOLIO	4.701	4.701	4.701
**D	LAZARD RETIREMENT INTERNATIONAL EQUITY PORTFOLIO	318.602	318.602	318.602
**D	LAZARD GLOBAL LISTED INFRASTRUCTURE PORTFOLIO	450.794	450.794	450.794
**D	LAZARD WORLD DIVIDEND & INCOME FUND, INC.	104.101	104.101	104.101
**D	DB ADVISORS (CH) DBI WORLD EQUITY FUND	422	422	422
**D	GPF (THAILAND) INVESTMENT FUND	11.964	11.964	11.964
**D	COHEN + STEERS INFRASTRUCTURE FUND, INC.	2.586.460	2.586.460	2.586.460
**D	COHEN + STEERS GLOBAL INFRASTRUCTURE FUND, INC	121.709	121.709	121.709
**D	THE ALLIANCEBERNSTEIN POOLING PTF - ALLIANCE VOL MNGM PTF	1.286	1.286	1.286
**D	ALLIANCEBERNSTEIN COLLECTIVE INVESTMENT TRUST SERIES	313	313	313
**D	JOHN HANCOCK LIFE AND HEALTH INSURANCE COMPANY	9.560	9.560	9.560
**D	METROPOLITAN LIFE INSURANCE COMPANY	8.609	8.609	8.609
**D	BRUNSWICK UNIT 1 QUALIFIED NUCLEAR DECOMMISSIONING FUND	581	581	581
**D	HARRIS UNIT 1 QUALIFIED NUCLEAR DECOMMISSIONING FUND	406	406	406
**D	BRUNSWICK UNIT 2 QUALIFIED NUCLEAR DECOMMISSIONING FUND	625	625	625
**D	ROBINSON UNIT 2 QUALIFIED NUCLEAR DECOMMISSIONING FUND	591	591	591
**D	THE MASTER TRUST BK OF JP LTD: HITACHI FOREIGN EQ INDEX ME	10.539	10.539	10.539
**D	GOVERNMENT OF THE REPUBLIC OF SINGAPORE	2.377	2.377	2.377
**D	BT INSTITUTIONAL INTERNATIONAL SUSTAINABILITY SHARE FUND	2.467	2.467	2.467
**D	PENSION FUND OF SUMITOMO MITSUI BANKING CORPORATION	1.670	1.670	1.670
**D	GENERAL MOTORS HOURLY-RATE EMPLOYEES PENSION TRUST	14.677	14.677	14.677
**D	GENERAL MOTORS SALARIED EMPLOYEES PENSION TRUST	10.441	10.441	10.441
**D	IAM NATIONAL PENSION FUND	320.765	320.765	320.765
**D	ARIZONA STATE RETIREMENT SYSTEM	1.320	1.320	1.320
**D	RYDEX MSCI EAFE EQUAL WEIGHT ETF	1.278	1.278	1.278
**D	ENERGY INSURANCE MUTUAL LIMITED	3.585	3.585	3.585
**D	ORG FOR SMALL&MEDIUM ENTERPRISES AND REGIONAL INNOVATION	70.345	70.345	70.345
**D	ALPINE GLOBAL INFRASTRUCTURE FUND	6.600	6.600	6.600
**D	COHEN + STEERS GLOBAL LISTED INFRASTRUCTURE FUND	12.177	12.177	12.177
**D	AXA ROSENBERG EQUITY ALPHA TRUST	1.554	1.554	1.554
**D	WHOLESALE GLOBAL EQUITY - INDEX FUND (UNHEDGED)	5.918	5.918	5.918
**D	UNITED TECHNOLOGIES CORPORATION EMPLOYEE SAVINGS PLAN	11.529	11.529	11.529
**D	AMERICAN HEART ASSOCIATION	492	492	492
**D	COLLEGE RETIREMENT EQUITIES FUND	272.455	272.455	272.455
**D	HENDERSON GLOBAL EQUITY INCOME FUND	360.078	360.078	360.078
**D	REG-RETRAITE DU PERS DES CPE ET DES GARDERIES PRIV CONV DU QB	38.649	38.649	38.649
**D	CAPIERT VP EAFE INTERNATIONAL INDEX PORTFOLIO	5.074	5.074	5.074
**D	CAISSE DE DEPOT ET PLACEMENT DU QUEBEC	347.342	347.342	347.342
**D	AMERICAN BEACON INTERNATIONAL EQUITY FUND	218.530	218.530	218.530

Azionisti: 859
Azionisti in proprio: 8

Teste: 14
Azionisti in delega: 851

Pagina 13



Assemblea Ordinaria del 19 aprile 2011
(2^ Convocazione del 20 aprile 2011)

LISTA ESITO DELLE VOTAZIONE

Oggetto: Bilancio dell'esercizio chiuso al 31 dicembre 2010

FAVOREVOLI

Badge	Ragione Sociale	Proprio	Delega	Totale
**D	FEDEX CORPORATION EMPLOYEES PENSION TRUST	19.293	19.293	19.293
**D	EATON VANCE STRUCTURED INTERNATIONAL EQUITY FUND	5.904	5.904	5.904
**D	FIRST STATE INV ICVC-FIRST STATE GLOB LISTED INFRASTRUCTURE F	640.304	640.304	640.304
**D	AMERICAN INTERNATIONAL GROUP INC RETIREMENT PLAN	267	267	267
**D	RUSSELL GLOBAL INFRASTRUCTURE FUND	1.615.740	1.615.740	1.615.740
**D	DYNAMIC GLOBAL INFRASTRUCTURE FUND	218.400	218.400	218.400
**D	SIGNAL ENHANCED YIELD FUND	1.250	1.250	1.250
**D	SIGNAL TOTAL RETURN FUND	170	170	170
**D	LAZARD GLOBAL INFRASTRUCTURE FUND	189.342	189.342	189.342
**D	TRANSAMERICA ALLIANCEBERNSTEIN DYNAMIC ALLOCATION VP	485	485	485
**D	INSURANCE CORPORATION OF BRITISH COLUMBIA	6.893	6.893	6.893
**D	ING DIRECT STREETWISE BALANCED INCOME FUND	418	418	418
**D	ING DIRECT STREETWISE BALANCED FUND	3.708	3.708	3.708
**D	ING DIRECT STREETWISE BALANCED GROWTH FUND	1.342	1.342	1.342
**D	STATE FARM MUTUAL FUND TRUST, INTERNATIONAL INDEX FUND	5.776	5.776	5.776
**D	LAZARD GLOBAL LISTED INFRASTRUCTURE (CANADA) FUND	510.582	510.582	510.582
**D	SEASONS SERIES TRUST INTERNATIONAL EQUITY PORTFOLIO	3.255	3.255	3.255
**D	OPENWORLD PUBLIC LIMITED COMPANY	72.988	72.988	72.988
**D	DWS LIFECYCLE LONG RANGE FUND	2.665	2.665	2.665
**D	DWS EAFE EQUITY INDEX FUND	8.633	8.633	8.633
**D	STICHTING PHILIPS PENSIOENFONDS	50.786	50.786	50.786
**D	RUSSELL GLOBAL LISTED INFRASTR FUND - (DOLLAR SIGN)A HEDGED	537.499	537.499	537.499
**D	THE PRUDENTIAL INSURANCE COMPANY OF AMERICA	8.711	8.711	8.711
**D	MERCER QIF FUND PLC	175.000	175.000	175.000
**D	MORGAN STANLEY SELECT DIMENSIONS INVESTMENT SERIES, GLOBAL INF	29.805	29.805	29.805
**D	MORGAN STANLEY INST F INC. SELECT GIB INFRA STRUCTURE PTF	10.500	10.500	10.500
**D	NORTHROP GRUMMAN CORPORATION VEBBA MASTER TRUST I	2.668	2.668	2.668
**D	FIRST AMERICAN INVESTMENT FUNDS INC. - INT SELECT FUND	57.313	57.313	57.313
**D	FIRST AMERICAN INV FUNDS, INC.-GLOBAL INFRASTRUCTURE FUND	240.720	240.720	240.720
**D	STATE OF NEW JERSEYCOMMON PENSION FUND D	650.000	650.000	650.000
**D	CANADA PENSION PLAN INVESTMENT BOARD	344	344	344
**D	SENTRY SELECT LAZARD GLOBAL LISTED INFRASTRUCTURE FUND	54.200	54.200	54.200
**D	COSMOPOLITAN INVESTMENT FUND	180	180	180
**D	WESTPAC STAFF SUPERANNUATION PLAN	2.204	2.204	2.204
**D	LAZARD GLOBAL LISTED INFRASTRUCTURE FUND	1.391.641	1.391.641	1.391.641
**D	SSGA WEALTH WEIGHTED GLOBAL EQUITIES INDEX NL TRUST	4.613	4.613	4.613
**D	WESTPAC INTERNATIONAL SHARE INDEX TRUST	17.970	17.970	17.970
**D	SSGA INTERNATIONAL EQUITIES INDEX NL TRUST	5.971	5.971	5.971
**D	ALASKA COMMON TRUST FUND	5.551	5.551	5.551
**D	RIDGEMORTH INTERNATIONAL EQUITY INDEX FUND	46.336	46.336	46.336
**D	BENY MELLON TR DEP LTD AIF ST JAMES'S PL STRAT MANAG UNIT TR	553.512	553.512	553.512
**D	SG PIMCO INTERNATIONAL INDEX FUND	1.572	1.572	1.572
**D	GOV OF HM THE SULTAN AND YANG DI-PERTUAN OF BRUNEI DARUSSALAM	17.310	17.310	17.310

Assemblea Ordinaria del 19 aprile 2011
(2^ Convocazione del 20 aprile 2011)

LISTA ESITO DELLE VOTAZIONE

Oggetto: Bilancio dell'esercizio chiuso al 31 dicembre 2010

FAVOREVOLI

Badge	Ragione Sociale	Proprio	Delega	Totale
**D	HONG KONG HOUSING AUTHORITY		2.968	2.968
**D	FLOURISH INVESTMENT CORPORATION		74.222	74.222
**D	FLOURISH INVESTMENT CORPORATION		66.426	66.426
**D	HOME AFFAIRS UNIFORMED SERVICES (INVEST FUND)		407	407
**D	DEUTSCHE DBI GLOBAL SHARES FUND		1.121	1.121
**D	WUT47		1.212	1.212
**D	WUT63		64.550	64.550
**D	SSGA MSCI ACWI EX-USA INDEX NON-LENDING DAILY TRUST		4.255	4.255
**D	PEOPLE'S BANK OF CHINA		12.335	12.335
**D	WORKERS COMPENSATION BOARD-ALBERTA		678.523	678.523
**D	CALIFORNIA PUBLIC EMPLOYEES RETIREMENT SYSTEM		1.143.409	1.143.409
**D	CALIFORNIA STATE TEACHERS RETIREMENT SYSTEM		153.320	153.320
**D	BAERUM KOMMUNE		1.788	1.788
**D	MERCK CAPITAL ASSET MANAGEMENT LIMITED		14.038	14.038
**D	UNITED EUROPEAN SMALL CAP FUND		7.350	7.350
**D	UAW RETIREE MEDICAL BENEFITS TRUST		71.754	71.754
**D	UAW RETIREE MEDICAL BENEFITS TRUST		35.818	35.818
**D	VANGUARD INV F ICVC- FTSE DEV WOR LD EX - U.K. EQ INDEX F		9.074	9.074
**D	VANGUARD INV F ICVC-VANGUARD FTSE DEV EUROPE EX-UK EQ INDEX F		6.235	6.235
**D	WELLS FARGOMASTER TRUST DIVERSIFIED STOCK PORTFOLIO		16.101	16.101
**D	WELLS FARGO MASTER TRUST INTERNATIONAL INDEX PORTFOLIO		620	620
**D	WSIB INVESTMENTS (TOTAL RETURN) POOLED FUND TRUST		2.375	2.375
**D	LAZARD EUROPEAN ALPHA FUND		142.677	142.677
**D	LAZARD MANAGED BALANCED FUND		3.630	3.630
**D	SS TRUSTEES LIMITED ATE THE DIVERSIFIED CHARITY FUND		24.261	24.261
**D	LAZARD MANAGED EQUITY FUND		19.990	19.990
**D	LAZARD GLOBAL EQUITY INCOME FUND		291.037	291.037
**D	THE HARTFORDGLOBAL ALL- ASSET FUND		5.752	5.752
**D	NEXGEN INFRASTRUCTURE LIMITED PARTNERSHIP		66.762	66.762
**D	PRUDENTIAL RETIREMENT INSURANCE & ANNUITY COMPANY		201.723	201.723
**D	MANULIFE ASSET MANAGEMENT INTERNATIONAL EQUITY INDEX POOLED F		1.807	1.807
**D	SS BK AND TRUST COMPANY INV FUNDS FOR TAXEXEMPT RETIREMENT PL		994.061	994.061
**D	DOW JONES SUSTAINABILITY WORLD INDEX NON-LENDING COMMON TR F		1.779	1.779
**D	SSGA MSCI EUROPE SCREENED INDEX NON-LENDING COMMON TRUST FUND		5.534	5.534
**D	MSCI EAFE PROV SCREENED INDEX NON - LENDING COMMON TR FUND		3.776	3.776
**D	GLOBAL ADVANTAGE FUNDS - MAJOR MARKETS TEILFONDS		106.303	106.303
**D	AXA-WORLD FUND		140.000	140.000
**D	UNIVERSAL SHIPOWNERS MARINE INS ASS LTD EQUITY CLASS 3		978	978
**D	GOLDMAN SACHS FUNDS		388.459	388.459
**D	MARCH FUND		1.927	1.927
**D	SELECT INDEX SERIES		1.927	1.927
**D	ISHARES MSCI ACWI EX US INDUSTRIALS SECTOR INDEX FUND		20.867	20.867
**D	ISHARES MSCI ACWI INDEX FUND (EX IBT 2765)		1.026	1.026
**D	ISHARES MSCI ACWI INDEX FUND (EX IBT 2765)		49.542	49.542

Azionisti:
Azionisti in proprio:

859 Teste:
8 Azionisti in delega:

14
851

Pagina 15



Assemblea Ordinaria del 19 aprile 2011
(2^ Convocazione del 20 aprile 2011)

LISTA ESITO DELLE VOTAZIONE

Oggetto: Bilancio dell'esercizio chiuso al 31 dicembre 2010

FAVOREVOLI

Badge	Ragione Sociale	Proprio	Delega	Totale
**D	ISHARES S&P EUROPE 350 INDEX FUND (EX IBT 2773)	53.726	53.726	53.726
**D	ISHARES MSCI EAFE GROWTH INDEX FUND (EX IBT 2776)	48.393	48.393	48.393
**D	ISHARES MSCI EAFE INDEX FUND (EX IBT 2777)	863.660	863.660	863.660
**D	ISHARES MSCI EAFE VALUE INDEX FUND (EX IBT 2778)	24.909	24.909	24.909
**D	ISHARES S&P GLOBAL INDUSTRIALS SECTOR INDEX FUND	24.630	24.630	24.630
**D	ISHARES MSCI EMU INDEX FUND (EX IBT 2865)	70.016	70.016	70.016
**D	ISHARES MSCI ITALY INDEX FUND (EX IBT 2869)	163.411	163.411	163.411
**D	ISHARES MSCI KOKUSAI INDEX FUND (EX IBT 2769)	8.535	8.535	8.535
**D	ISHARES S&P GLOBAL INFRASTRUCTURE INDEX FUND (EX IBT 2768)	853.632	853.632	853.632
**D	BLACKROCK INSTITUTIONAL TRUST COMPANY, N.A. INVESTMENT FUNDSFO	1.879.965	1.879.965	1.879.965
**D	CONNECTICUT GENERAL LIFE INSURANCE COMPANY	2.856	2.856	2.856
**D	BLACKROCK CDN MSCI EAFE EQUITY INDEX FUND	56.626	56.626	56.626
**D	BLACKROCK CDN MSCI EAFE INDEX PLUS FUND	16.257	16.257	16.257
**D	RUSSELL DEVELOPED EX-U.S. LARGE CAP INDEX FUND B	2.438	2.438	2.438
**D	MSCI EQUITY INDEX FUND B-ITALY	307.536	307.536	307.536
**D	EURO EX-UK ALPHA TITLS FUND B (EX IBT 90045)	33.232	33.232	33.232
**D	MULTI CURRENCY ALPHA TILTS SOCIAL SCREEN FUND B (EX IBT 90164)	3.566	3.566	3.566
**D	INTERNATIONAL EQUITY INDEX PLUS FUND B (EX IBT 90223)	6.458	6.458	6.458
**D	BGI MSCI EUROPE EQUITY INDEX FUND B	164.375	164.375	164.375
**D	BGI MSCI EMU IMI INDEX FUND B	55.986	55.986	55.986
**D	BP PENSION FUND	36.424	36.424	36.424
**D	MULTI-STYLE, MULTI-MANAGER FUNDS PLC	142.536	142.536	142.536
**D	LAZARD INTERNATIONAL EQUITY FUND	160.313	160.313	160.313
**D	IBM SAVINGS PLAN	74.169	74.169	74.169
**D	GOLDMAN SACHS TRUST COMPANY N A COLLECTIVE TRUST	48.734	48.734	48.734
**D	OREGON PUBLIC EMPLOYEES RETIREMENT SYSTEM	51.992	51.992	51.992
**D	AMERICAN AIRLINES INC., MASTER FIXED BENEFIT PENSION TRUST	423.029	423.029	423.029
**D	PENSION FUND ASSOCIATION FOR LOCAL GOVERNMENT OFFICIALS	175.627	175.627	175.627
**D	STATE OF ALASKA RETIREMENT AND BENEFITS PLANS	12.869	12.869	12.869
**D	TIIA-CREF INTERNATIONAL EQUITY INDEX FUND	366.234	366.234	366.234
**D	THE REGENTS OF THE UNIVERSITY OF CALIFORNIA	63.986	63.986	63.986
**D	VALIC COMPANY I - INTERNATIONAL EQUITIES FUND	198.049	198.049	198.049
**D	METROPOLITAN SERIES FUND MORGAN STANLEY EAFE INDEX PORTFOLIO	9.397	9.397	9.397
**D	STATE OF MINNESOTA	20.651	20.651	20.651
**D	* JOHN HANCOCK INSURANCE COMPANY OF VERMONT	55.309	55.309	55.309
**D	SPDR MSCI ACWI EX-US ETF	1.451	1.451	1.451
**D	SPDR S&P INTERNATIONAL DIVIDEND ETF	20.302	20.302	20.302
**D	SPDR S&P INTERNATIONAL INFRASTRUCTURE 100 ETF	100.439	100.439	100.439
**D	SPDR FTSE/MACQUARIE GLOBAL INFRASTRUCTURE 100 ETF	19.366	19.366	19.366
**D	SPDR S&P WORLD (EX-US) ETF	5.687	5.687	5.687
**D	SPDR INVESTMENT COMPANY PLC	211.185	211.185	211.185
**D	RUSSELL INVESTMENT COMPANY PLC	10.014	10.014	10.014
**D	CONSOLIDATED EDISON RETIREMENT PLAN	54.130	54.130	54.130
**D	WELLS FARGO BANK NATIONAL ASSOCIATION			
**D	MARSHLAND STATE RETIREMENT & PENSION SYSTEM			

Assemblea Ordinaria del 19 aprile 2011
(2^ Convocazione del 20 aprile 2011)

LISTA ESITO DELLE VOTAZIONE


Oggetto: Bilancio dell'esercizio chiuso al 31 dicembre 2010

FAVOREVOLI

Badge	Ragione Sociale	Proprio	Delega	Totale
**D	MORGAN STANLEY VARIABLE INV SER, GLB INFRASTRUCTURE PTF	75.268	75.268	75.268
**D	THE UNIVERSAL INSTITUTIONAL FUNDS INC - INT MAGNUM PTF	505	505	505
**D	MORGAN STANLEY GLOBAL INFRASTRUCTURE FUND	373.076	373.076	373.076
**D	MORGAN STANLEY STRATEGIST FUND	3.975	3.975	3.975
**D	FIRST AMERICAN INVESTMENT FUNDS, INC.-INTERNATIONAL FUND	74.643	74.643	74.643
**D	ILLINOIS STATE BOARD OF INVESTMENT	12.427	12.427	12.427
**D	SSGA INTERNATIONAL EQUITIES INDEX TRUST	4.981	4.981	4.981
**D	SSGA WEALTH WEIGHTED GLOBAL EQUITIES INDEX TRUST	1.220	1.220	1.220
**D	GREYSTONE EAFE QUANTITATIVE FUND	166.902	166.902	166.902
**D	SSGA ITALY INDEX FUND	49.640	49.640	49.640
**D	SSGA MSCI EAFE INDEX FUND	8.825	8.825	8.825
**D	STATE OF CONNECTICUT RETIREMENT PLANS & TRUST FUNDS	14.984	14.984	14.984
**D	SSGA WORLD INDEX EQUITY FUND	28.581	28.581	28.581
**D	SSGA ITALY INDEX EQUITY FUND	136.963	136.963	136.963
**D	SSGA EMU INDEX EQUITY FUND	219.539	219.539	219.539
**D	SSGA INDUSTRIALS INDEX EQUITY FUND	2.680	2.680	2.680
**D	STREETTRACKS MSCI EUROPE ETF	21.262	21.262	21.262
**D	SPDR MSCI EUROPE INDUSTRIALS ETF	3.491	3.491	3.491
**D	SSGA EUROPE INDEX EQUITY FUND	24.429	24.429	24.429
**D	STATE STREET SRI WORLD INDEX	2.544	2.544	2.544
**D	ANDRA AP-FONDEN (AP2)	70.650	70.650	70.650
**D	ULTRA SERIES FUND-INTERNATIONAL STOCK FUND	67.660	67.660	67.660
**D	MEMBERS INTERNATIONAL STOCK FUND	57.920	57.920	57.920
**D	COMMON TRUST ITALY FUND	296.935	296.935	296.935
**D	ISHARES PUBLIC LIMITED COMPANY	405.141	405.141	405.141
**D	ISHARES II PUBLIC LIMITED COMPANY	252.071	252.071	252.071
**D	ISHARES III PUBLIC LIMITED COMPANY	1.682	1.682	1.682
**D	BLACKROCK AM DE FOR ISHARES EURO STOXX (DE)	57.332	57.332	57.332
**D	BLACKROCK AM DE FOR ISHARES STOXX EUROPE MID 200 (DE)	68.452	68.452	68.452
**D	BLACKROCK AM DE FOR ISHARES STOXX EU 600 IND GOODS+SERVICES	32.383	32.383	32.383
**D	BLACKROCK AM DE FOR ISHARES STOXX EUROPE 600 (DE)	75.861	75.861	75.861
**D	SOUTHERN CA UNITED FOOD COMMERCIAL WORKERS UNION FOOD EMPLOYERS	23.315	23.315	23.315
**D	STRUCTURA-ASYMMETRY EUROPE EQUITIES	3.363	3.363	3.363
**D	STRUCTURA - SMART EURO EQUITIES	5.153	5.153	5.153
**D	FCP AGIRC INDO	28.500	28.500	28.500
**D	EVONUTIS	69.584	69.584	69.584
**D	RENNOCA CAAM ACTIONS	12.275	12.275	12.275
**D	RENNOCA NADARÉ	16.181	16.181	16.181
**D	RENNOCA GRD IFC 97	22.763	22.763	22.763
**D	CAAM ACTIONS INTERNATIONALES	101	101	101
**D	INDOCANT FLAME	33.592	33.592	33.592
**D	QUERCUS	30.631	30.631	30.631
**D	CAAM SELECT EURO	124.991	124.991	124.991



[Handwritten signature]



Assemblea Ordinaria del 19 aprile 2011
(2^ Convocazione del 20 aprile 2011)

LISTA ESITO DELLE VOTAZIONE
Oggetto: Bilancio dell'esercizio chiuso al 31 dicembre 2010

FAVOREVOLI

Badge	Ragione Sociale	Proprio	Delega	Totale
**D	CAAM ACTIONS EURO CA-MF	36.694	36.694	36.694
**D	FCP PORTFOLIO ACTIONS EUROPE	61.560	61.560	61.560
**D	ACTIF CANTON CREDIT AGRICOLE	4.600.000	4.600.000	4.600.000
**D	CAAM ACTIONS DURABLES	15.000	15.000	15.000
**D	FCP VOLTA	18.625	18.625	18.625
**D	GRD ACTIONS ZONE EURO	27.047	27.047	27.047
**D	GRD 10 - CREDIT AGRICOLE ASSET MANAGEMENT	166.685	166.685	166.685
**D	SICAV 5000	172.848	172.848	172.848
**D	CAAM DYNALION EUROPE (CA) - L025	78.155	78.155	78.155
**D	EUROSOCIETALE	31.000	31.000	31.000
**D	LION FLAMME	28.414	28.414	28.414
**D	ATOUT EUROLAND	347.224	347.224	347.224
**D	ATOUT EUROPE MONDE	37.043	37.043	37.043
**D	ACTIF CANTON LCL	518.000	518.000	518.000
**D	ASSURDIX	29.851	29.851	29.851
**D	CAAM INDEX EUROPE	12.133	12.133	12.133
**D	CAAM MONETAIRE PEA	2.928.000	2.928.000	2.928.000
**D	PEP-ISR	740	740	740
**D	A.A.-IDEAM-ISR	2.800	2.800	2.800
**D	PREDICA ISR EUROPE	6.300	6.300	6.300
**D	FCP FDRN SGAM	32.000	32.000	32.000
**D	FCP ARRCO LONG TERME D	62.000	62.000	62.000
**D	FCP CRN SOGE ACTIONS	33.938	33.938	33.938
**D	CARP - INDO	93.000	93.000	93.000
**D	FCP RSI EURO P	104.326	104.326	104.326
**D	FCP ICARE	6.602	6.602	6.602
**D	FCP ERAFP ACTIONS INTERNATIONALES II SSGA	6.908	6.908	6.908
**D	FCP ERAFP ACTIONS EURO1 EDEAM	57.750	57.750	57.750
**D	FCP VILLIERS DIVERSIFIE SGAM	295.000	295.000	295.000
**D	FCP VILLIERS DIVERSIFIE AMUNDI	215.735	215.735	215.735
**D	FCP ERAFP ACTIONS EUROS4 BTF P	140.000	140.000	140.000
**D	FCP ERAFP ACTIONS EUROS3 BNP PAM	463.642	463.642	463.642
**D	FCP VILLIERS CROISSANCE	91.389	91.389	91.389
**D	FONDS DE RESERVE POUR LES RETRAITES	426.275	426.275	426.275
**D	* AMUNDI FUNDS GEMS EUROPE ACCOUNT	5.574	5.574	5.574
**D	AMUNDI FUNDS INDEX EURO ACCOUNT	22.747	22.747	22.747
**D	AMUNDA FUNDS INDEX EUROPE ACCOUNT	21.155	21.155	21.155
**D	AMUNDI FUNDS SELECT EURO	17.983	17.983	17.983
**D	* AMUNDI INVESTMENT MANAGEMENT	16.715	16.715	16.715
**D	* AMUNDI APOLLINE 6 ACTIONS	199.249	199.249	199.249
**D	* AMUNDI BNP PAM - ISR	18.019	18.019	18.019
**D	* AMUNDI PHARMA PARERANCE	111.116	111.116	111.116
**D	* AMUNDI CERGEE ACTION EUROPE 3	47.682	47.682	47.682



[Handwritten signature]



Assemblea Ordinaria del 19 aprile 2011
(2^ Convocazione del 20 aprile 2011)

LISTA ESITO DELLE VOTAZIONE
Oggetto: Bilancio dell'esercizio chiuso al 31 dicembre 2010

FAVOREVOLI

Badge	Ragione Sociale	Proprio	Delega	Totale
**D	FCP BOURBON 3	30.209	30.209	30.209
**D	BOURBON 4	24.599	24.599	24.599
**D	UNIVERS CNP 1	63.099	63.099	63.099
**D	NATIXIS EUROPE AVENIR	32.000	32.000	32.000
**D	FC CARMIMKO	59.130	59.130	59.130
**D	CROISSANCE DIVERSIFIE	1.512	1.512	1.512
**D	CONCORDE 96	23.475	23.475	23.475
**D	ECUREUIL EQUILIBRE	85.710	85.710	85.710
**D	ECUREUIL VITALITE	8.701	8.701	8.701
**D	CAREMKO INTERNATIONAL	67.570	67.570	67.570
**D	MONT-PARNASSE LONG TERME	10.960	10.960	10.960
**D	FCP ECUREUIL TONIQUE	1.518	1.518	1.518
**D	IXIS FLAMME	39.440	39.440	39.440
**D	FCP NATIXIS IONIS	1.496	1.496	1.496
**D	I CROISSANCE	22.948	22.948	22.948
**D	CMD AGIRC IXIS D	17.480	17.480	17.480
**D	CDC AD-EUROPE	58.212	58.212	58.212
**D	OACET	6.060	6.060	6.060
**D	BOURBON 5	25.047	25.047	25.047
**D	IXIS EURO ACTIONS	407.840	407.840	407.840
**D	ECUREUIL DYNAMIQUE +	769.350	769.350	769.350
**D	ECUREUIL ENERGIE	236.818	236.818	236.818
**D	FCP HORIZON	2.807	2.807	2.807
**D	ECA DIVERSIFIE	20.780	20.780	20.780
**D	LE LIVRET PORTEFEUILLE SICAV	18.665	18.665	18.665
**D	SFI CNP ASSUR	10.740	10.740	10.740
**D	CNP ASSUR PIERRE	12.952	12.952	12.952
**D	CNP ASSUR VALEURS	20.874	20.874	20.874
**D	SICAV NATIXIS ACTIONS EUROPE HORS FRANCE	23.207	23.207	23.207
**D	AGIRC BD	29.706	29.706	29.706
**D	FCP ABP PERP	22.906	22.906	22.906
**D	FCP FONCIER INVESTISSEMENT	77.000	77.000	77.000
**D	AREGE 2IC	20.638	20.638	20.638
**D	FCP RSRC DIVERSIFIE	53.896	53.896	53.896
**D	CARBP DIVERSIFIE	31.023	31.023	31.023
**D	MONNET	7.536	7.536	7.536
**D	FCP RL PREVOYANCE	23.686	23.686	23.686
**D	FCP CROISSANCE RENDEMENT	160.000	160.000	160.000
**D	FRUITIFONDS VALEURS EUROPEENNES	51.043	51.043	51.043
**D	FCP FRUCTI EUROPE CYCLIQUES	16.000	16.000	16.000
**D	PREPAR CROISSANCE	27.999	27.999	27.999
**D	FCP NATIXIS ACTIONS EUROPEENNES	134.720	134.720	134.720
**D	IMPACT ISR CROISSANCE	7.890	7.890	7.890



Assemblea Ordinaria del 19 aprile 2011
(2ª Convocazione del 20 aprile 2011)

LISTA ESITO DELLE VOTAZIONE

Oggetto: Bilancio dell'esercizio chiuso al 31 dicembre 2010

FAVOREVOLI


Badge	Ragione Sociale	Proprio	Delega	Totale
**D	FCPE FODIV		3.443	3.443
**D	IMPACT ISR RENDEMENT SOLIDAIRE		6.868	6.868
**D	FCPE IMPACT ISR PERFORMANCE		16.679	16.679
**D	IMPACT ISR DYNAMIQUE		3.689	3.689
**D	IMPACT ISR EQUILIBRE		38.834	38.834
**D	VICTORIAN SUPERANNUATION FUND		28.363	28.363
**D	AVIVA UKGI INVESTMENTS LIMITED		9.818	9.818
**D	RAILWAYS PENSION TRUSTEE COMPANY LTD		471.777	471.777
**D	PRINCIPAL FUNDS INC- INTERNATIONAL		7.501	7.501
**D	PRINCIPAL VARIABLE CONTRACTS FUND		228	228
**D	UNISUPER		16.066	16.066
**D	CONSTRUCTION AND BUILDING UNIONS		11.153	11.153
**D	AK STEEL CORPORATION MASTER PENSION TRUST		1.674	1.674
**D	THE PRUDENTIAL SERIES FUND INC-FLEXIBLE MANAGED PORTFOLIO		540	540
**D	THE PRUDENTIAL SERIES FUND INC CONSERVATIVE BALANCED PORTFOLIO		677	677
**D	THE PRUDENTIAL INVESTMENT PORTFOLIOS INCDRYDEN ACTIVE ALLOCATION		387	387
**D	WISDOMTREE DEFA FUND		29.230	29.230
**D	WISDOMTREE DEFA EQUITY INCOME FUND		16.745	16.745
**D	WISDOMTREE GLOBAL EQUITY INCOMEFUND		4.269	4.269
**D	WISDOMTREE INTERNATIONAL DIVIDEND		69.348	69.348
**D	CF MACQUARIE GLOBAL INFRASTRUCTURE SECURITIES FUND		174.086	174.086
**D	PS FTSE RAFI DEVEL MAR EXUS PORT		6.677	6.677
**D	STANDARD LIFE INVESTMENTS GLOBAL SICAV		28.687	28.687
**D	MLC LIMITED		2.472	2.472
**D	POWERSHARES GLOBAL FUNDS IRELAND PUBLIC LIMITED COMPANY		4.317	4.317
**D	ING WISDOMTREE GLOBAL HIGH-YIELDING EQUITY INDEX PORTFOLIO		12.442	12.442
**D	ING INTERNATIONAL INDEX PORTFOLIO		10.300	10.300
**D	BOA PERAMETRIC		1.221	1.221
**D	PRINCIPAL FUNDS INC INTERNATIONAL VALUE FUND 1		4.300	4.300
**D	CLAYMORE SP GLOBAL DIV OPP INDEX ETF		12.673	12.673
**D	WISDOMTREE INTERNATIONAL HEDGEDEQUITY FUND		1.534	1.534
**D	ALLSTATE INSURANCE COMPANY		43.961	43.961
**D	VIRTUS GLOBAL INFRASTRUCTURE FUND		89.640	89.640
**D	PRINCIPAL FUNDS INC.-INTERNATIONAL EQUITY INDEX FUND		11.861	11.861
**D	MAGOLDMAN SACHS INSTITUTIONAL FUNDS PLC		12.353	12.353
**D	HSBC BANK (CAYMAN) LIMITED		8.156	8.156
**D	ALASKA PERMANENT FUND CORPORATION		394.908	394.908
**D	ALASKA PERMANENT FUND CORPORATION		53.591	53.591
**D	STATE EQUITY FUND		4.332	4.332
**D	ALLIANT TECHSYSTEMS INC DEFINEDBENEFIT MAST		6.482	6.482
**D	ALLIANT TECHSYSTEMS INTERNATIONAL INDEX FUND		9.918	9.918
**D	BLUE-CROSS BLUE SHIELD OF NORTH-CAROLINA RETIR		17.839	17.839
**D	BLUE-SOUTH CORP REA VEBEA TRUST FOR NONREPRESENTABLE EMPLOYEES		1.225	1.225

Azionisti:
Azionisti in proprio:

859 Teste:
8 Azionisti in delega:

14
851

Pagina 20



Assemblea Ordinaria del 19 aprile 2011
(2^ Convocazione del 20 aprile 2011)

LISTA ESITO DELLE VOTAZIONE

Oggetto: Bilancio dell'esercizio chiuso al 31 dicembre 2010

FAVOREVOLI

Badge	Ragione Sociale	Proprio	Delega	Totale
**D	BELLSOUTH CORPORATION RFA VEBA TRUST		6.623	6.623
**D	CALIFORNIA STATE AUTOMOBILE ASSOCIATION-INSURANCE BUREAU		59.348	59.348
**D	CHILDRENS HOSPITAL LOS ANGELES.		11.945	11.945
**D	THE CANADA LIFE ASSURANCE COMPANY		2.918	2.918
**D	CE INTERNATIONAL STOCK INDEX FUND		16.314	16.314
**D	BNV MELLON EB COLLECTIVE INVESTMENT FUND PLAN		35.751	35.751
**D	ADVANTAGE FUNDS INC - GLOBAL ALPHA FUND	443		443
**D	DREYFUS INDEX FUNDS INC DREYFUS INTERNATIONAL STC	15.086		15.086
**D	DT INTERNATIONAL STOCK INDEX FUND	29.582		29.582
**D	COUNTY EMPLOYEES ANNUITY AND BENEFIT FUND OF COOK COUNTY	5.592		5.592
**D	EATON VANCE CORPORATION	244		244
**D	EMO GLOBAL INFRASTRUCTURE FUND	267.840		267.840
**D	FIDELITY CONCORD STREET TRUST: SPARTAN INTERNATIONAL INDEX FD	244.115		244.115
**D	MARSHFIELD CLINIC MASTER TRUST.	60.000		60.000
**D	FIRE AND POLICE PENSION ASSOCIATION OF COLOR	5.251		5.251
**D	FIRE AND POLICE PENSION ASSN OFCOLORADO	7.572		7.572
**D	FLORIDA RETIREMENT SYSTEM .	257.463		257.463
**D	THE GREAT-WEST LIFE ASSURANCE COMPANY	3.109		3.109
**D	INVESTORS GLOBAL INFRASTRUCTURECLASS	24.500		24.500
**D	DELAWARE MACQUARIE GLOBAL INFRASTRUCTURE FUND	32.329		32.329
**D	LONDON LIFE INSURANCE COMPANY .	9.206		9.206
**D	LUCENT TECHNOLOGIES INC. MASTERPENSION TRUST	6.871		6.871
**D	LVIP SSGA INTERNATIONAL INDEX FUND	11.273		11.273
**D	LOUISIANA STATE EMPLOYEES' RETIREMENT SYSTEM	1.470		1.470
**D	TEACHERS' RETIREMENT SYSTEM OF LOUISIANA	2.108		2.108
**D	MELLON BANK NA EMPLOYEE BENEFITCOLLECTIVE INVESTMENT	159.163		159.163
**D	CERVURITE INTERNATIONAL LLC .	3.355		3.355
**D	MUNICIPAL FIRE AND POLICE RETIREMENT SYSTEM OF	1.735		1.735
**D	EMPLOYEE RETIREMENT INCOME PLANTRUST OF 3M COM	2.742		2.742
**D	MRANIC II LLC .	581		581
**D	MANVILLE PERSONAL INJURY SETTLEMENT TRUST	2.614		2.614
**D	MERCY INVESTMENT SERVICES	4.823		4.823
**D	PUBLIC EMPLOYEES RETIREMENT SYSTEM OF MISSISSIPPI	21.403		21.403
**D	INVESCO FONDS CAT 2 SPERRKONTO	150.525		150.525
**D	TREASURER OF THE STATE OF NORTHCAROLINA-EQUITY INVESTMENT FUND POOLED	43.189		43.189
**D	METROPOLITAN EMPLOYEE BENEFIT SYSTEM	54.145		54.145
**D	ROGERSCASEY TARGET SOLUTIONS LLC.	9.048		9.048
**D	THE PENSION PLAN FOR EMPLOYEES OF MARINE ATLANTIC INC.	48.370		48.370
**D	THE XSTRATA CANADA PENSION FUNDS TRST FOREIGN EQUITY FDTY FD	5.497		5.497
**D	WESTMONTICELLO MINNESOTA RETAILQUALIFIED TRUST	1.328		1.328
**D	WESTMINNESOTA PRAIRIE I RETAIL QUALIFIED TRUST	1.088		1.088
**D	WESTMINNESOTA PRAIRIE II QUALIFIED TRUST	1.160		1.160
**D	WESTMINNESOTA RETAIL PRAIRIE II QUALIFIED TRUST	77.407		77.407
**D	PUBLIC EMPLOYEES RETIREMENT SYSTEM OF NEVADA			

Pagina 21

14
851859 T.cesti:
8 Azionisti in delega:

Azionisti in proprio:

Assemblea Ordinaria del 19 aprile 2011
(2^ Convocazione del 20 aprile 2011)

LISTA ESITO DELLE VOTAZIONE

Objetto: Bilancio dell'esercizio chiuso al 31 dicembre 2010

FAVOREVOLI

Badge	Ragione Sociale	Proprio	Delega	Totale
**D	NEW YORK STATE DEFERRED COMPENSATION PLAN		3.048	3.048
**D	HYDRO ONE PENSION PLAN		13.654	13.654
**D	OLEARY GLOBAL INFRASTRUCTURE YIELD FUD		50.372	50.372
**D	PUBLIC EMPLOYEES RETIREMENT SYSTEM OF NEVADA		44.200	44.200
**D	OPEC FUND FOR INTERNATIONAL DEVELOPMENT		593	593
**D	PACIFIC GAS AND ELECTRIC QUALIFIED CPUC DECOMMISSIONING TRUST		10.048	10.048
**D	PANAGORA GROUP TRUST		963	963
**D	PG&E POSTRET. MEDICAL PLAN TR.MGMT & NONBARGAINING		1.426	1.426
**D	UPMC BASIC RETIREMENT PLAN MASTER TRUST		5.408	5.408
**D	PENSION RESERVES INVESTMENT TRUST FUND		90.196	90.196
**D	PUBLIC EMPLOYEE RETIREMENT SYSTEM OF IDAHO		16.610	16.610
**D	ARIZONA PSPRS TRUST		14.015	14.015
**D	QUEEN'S UNIVERSITY AT KINGSTON		100	100
**D	RENAISSANCE GLOBAL INFRASTRUCTURE FUND		218.799	218.799
**D	AT&T UNION WELFARE BENEFIT TRUST		43.060	43.060
**D	SEMPRA ENERGY PENSION MASTER TRUST		10.549	10.549
**D	SAN DIEGO GAS AND ELEC CO NUCLEAR FACILITIES QUAL DEC		5.468	5.468
**D	TD EMERALD INTERNATIONAL EQUITYINDEX FUND		42.097	42.097
**D	TD INTERNATIONAL INDEX FUND		5.537	5.537
**D	TD EUROPEAN INDEX FUND		1.384	1.384
**D	TEXAS EDUCATION AGENCY		77.504	77.504
**D	IMPERIAL INTERNATIONAL EQUITY POOL		11.654	11.654
**D	TREASURER STATE OF MISSISSIPPI.		18.685	18.685
**D	TEXTRON INC.		103.675	103.675
**D	UNIVERSITY OF PITTSBURGH MEDICAL CENTER SYSTE		16.175	16.175
**D	QWEST PENSION TRUST		12.176	12.176
**D	UNITED TECHNOLOGIES CORP. MASTER RETIREMENT TR		55.952	55.952
**D	VIRGINIA RETIREMENT SYSTEM		67.252	67.252
**D	THE BOSTON COMMON INTNL SOCIAL INDEX FUND, LLC		3.025	3.025
**D	FOREST FOUNDATION		74	74
**D	SEQUOIA FUNDATION		64	64
**D	STEWARDSHIP FOUNDATION		175	175
**D	NEW TRUST NUMBER ONE		303	303
**D	1975 IRREVOCABLE TRUST OF CD WEYERHAUSER		582	582
**D	1973 IRREVOCABLE TRUST OF CD WEYERHAUSER		193	193
**D	CEFCO INTERNATIONAL INDEX FUND		4.456	4.456
**D	CEFCO EUROPEAN INDEX FUND		2.242	2.242
**D	CEFCO POOLED INTERNATIONAL EQUITY INDEX FUND		2.475	2.475
**D	EMPLOYMENT FUND OF UNITED NATIONS UNIVERSITY		37.500	37.500
**D	INTERNATIONAL BANK FOR RECONSTRUCTION AND DEVELOPMENT		6.975	6.975
**D	STICHTING PENSIOENFONDS VAN DE ABN AMBRO BANK N.Y.		25.008	25.008
**D	STICHTING NEDLLOYD PENSIOENFONDS		26.074	26.074
**D	STICHTING PENSIOENFONDS HORECA & CATERING		22.109	22.109

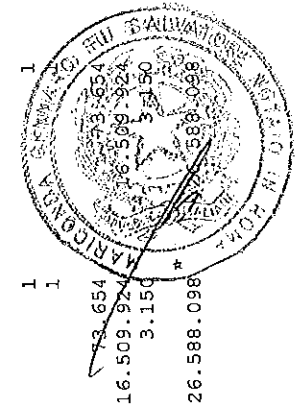
Assemblea Ordinaria del 19 aprile 2011
(2^ Convocazione del 20 aprile 2011)

LISTA ESITO DELLE VOTAZIONE

Oggetto: Bilancio dell'esercizio chiuso al 31 dicembre 2010

FAVOREVOLI

Badge	Ragione Sociale	Proprio	Delega	Totale
**D	STICHTING BEDRIJFSTAKPENSIOENFONDS VOOR DE MEDIA PNO		32.400	32.400
**D	STICHTING DEPOSITORY APG DEVELOPED MARKETS EQUITY POOL		1.189.120	1.189.120
**D	DERBYSHIRE COUNTY COUNCIL SUPERANNUATION FUND		39.241	39.241
**D	LAFARGE UK PENSION PLAN		140.089	140.089
**D	NATIONAL PENSIONS RESERVE FUNDCOMMISSION		298.221	298.221
**D	NATIONAL PENSIONS RESERVE FUNDCOMMISSION		233.731	233.731
**D	ESB GENERAL EMPLOYEES SUPERANNUATION SCHEME		227.297	227.297
**D	SOMERSET COUNTY COUNCIL PENSIONFUND		22.381	22.381
**D	STICHTING BEWAARNEMING APG-IS2		3.960	3.960
**D	MULTILATERAL INVESTMENT GUARANTEE AGENCY		625	625
**D	STICHTING RABOBANK PENSIOENFONDS		9.693	9.693
**D	PETTELAAR EFFECTENBEWAARBEDRIJVEN.V.		17.500	17.500
**D	SRLEV NV INZ. AAMD. POOL INT. MNDT SNS ASSET MNG		73.500	73.500
**D	STG PEDSV/D GRAFISCHE		22.289	22.289
**D	KAS TRUST BEWAARDER VERMOGENSPARAPLUJ BEHEER		79.590	79.590
**D	STICHTING PENSIOENFONDS VOOR DE GRAFISCHE BEDRIJVEN		70.000	70.000
**D	PETTELAAR EFFECTENBEW INZ SNSRESP IND FND		30.852	30.852
**D	AMITY EUROPEAN FUND		42.000	42.000
**D	ING GLOBAL EQUITY DIVIDEND AND PREMIUM OPPORTUNITY FUND		761.853	761.853
**D	QUEENSLAND INVESTMENT CORPORATION		26.043	26.043
**D	INVESCO FUNDS		443.953	443.953
**D	ING INTERNATIONAL HIGH DIVIDEND EQUITY INCOME FUND		20.268	20.268
**D	PICTET NON-US EQUITY OFFSHORE MAST		96.096	96.096
**D	NON US EQUITY MANAGERS PORTFOLIO 5 OFFSHORE MASTER LP		45.992	45.992
**D	BANK OF AMERICA TESE OMNIBUS		165	165
**D	INVESCO PERPETUAL EUROPEAN EQUITY INCOMETRUST		122.355	122.355
**D	INVESCO PERPETUAL EUROPEAN HIGHINCOME FUND		8.209	8.209
**D	INVESCO PERPETUAL EUROPEAN EQUITY FD		2.256.328	2.256.328
**D	JANA PASSIVE GLOBAL SHARE TRUST		13.997	13.997
**D	INVESCO FUNDS SERIES		106.050	106.050
**D	STATE PUBLIC SECTOR SUPERANNUATION SCHEME		50.802	50.802
**D	TELSTRA SUPERANNUATION SCHEME		73.803	73.803
2102	BERTANI PIER GIORGIO			
2126	CARADONNA GIANFRANCO MARIA	1.000		1.000
2255	D'ATRI MARIANNA			
DE*	MARSC GOVERNANCE S.R.L.			
DE*	INVESTIMENTI SUD ITALIA S.R.L.			
2281	INVESTIMENTI SUD ITALIA S.R.L.			
DE*	INVESTIMENTI SUD ITALIA S.R.L.			
DE*	ALLENZA TORO SPA			
DE*	ASSICURAZIONI GENERALI S.P.A.			
DE*	GENERALIFE SPA			
506	MINICHO NICOLETTA			
DE*	FONDAZIONE CASSA DI RISPARMIO			




Assemblea Ordinaria del 19 aprile 2011
(2^ Convocazione del 20 aprile 2011)

LISTA ESITO DELLE VOTAZIONE

Oggetto: Bilancio dell'esercizio chiuso al 31 dicembre 2010

FAVOREVOLI

Badge	Ragione Sociale	Proprio	Delega	Totale
811	VALLE MARCO		370.000	370.000
DE*	ALLIANZ GLOBAL INVESTOR ITALIA SGR SPA ALLIANZ AZIONI ITALIA			
864	CUSMAI MAURO	199.799.318		199.799.318
DE*	SCHEMAVENTOTTO S.P.A.	53.814.527		53.814.527
DE*	SINTONIA SA			
Totale voti				412.624.892
Percentuale votanti %				99,999059
Percentuale Capitale %				68,736775





Azionisti:
Azionisti in proprio:


859
8 Azionisti in delega:

14
851

Pagina 24



Assemblea Ordinaria del 19 aprile 2011
(2^ Convocazione del 20 aprile 2011)

ESITO VOTAZIONE

Oggetto : **Adeguamento del Piano di Stock Option 2009**

Hanno partecipato alla votazione:

-n° **862** azionisti,

portatori di n° **412.628.774** azioni ordinarie, tutte ammesse al voto.

Hanno votato:

		% su Azioni Ordinarie
Favorevoli	376.239.314	91,181066
Contrari	36.389.460	8,818934
Astenuti	0	0,000000
Non Votanti	0	0,000000
Totale	<u>412.628.774</u>	100,000000



Assemblea Ordinaria del 19 aprile 2011
(2^ Convocazione del 20 aprile 2011)

LISTA ESITO DELLE VOTAZIONE
Oggetto: Adeguamento del Piano di Stock Option 2009

CONTRARI

Badge	Ragione Sociale	Proprio	Delega	Totale
2092	DE COSMO LEONARDO		46.907	46.907
**D	SCHWAB INTERNATIONAL INDEX FUND	1.318.570		1.318.570
**D	FIDELITY FUNDS SICAV	5.049		5.049
**D	SDA INTERNATIONAL EQUITY INDEX FUND	9.622		9.622
**D	SCHWAB FUNDAMENTAL INTER LARGE COMP IN FUND	6.789		6.789
**D	FCPE GPE FORD FR.BNP DIV ND	4.674		4.674
**D	FCPE LINACTION	8.109		8.109
**D	FCPE KONE INVESTISSEMENT	8.074		8.074
**D	FCPE BMS ACTIONS	6.060		6.060
**D	FCPE DIVERSIMONDE	66.634		66.634
**D	FCP BNP ACTIONS PEA EURO	4.222		4.222
**D	FCP BNP ACTION EUROPE	23.956		23.956
**D	FCP NF GALILEE	37.444		37.444
**D	FCP FIMA EUROPE	10.784		10.784
**D	FCP NEULLY ACTIONS	31.866		31.866
**D	CRCF BNPP AM	41.968		41.968
**D	MAIF INVEST RESPO EUROPE	4.462		4.462
**D	NATEXIS PERFORMANCE I	5.789		5.789
**D	FCP BNP PBAS GEST PRUDENT	15.386		15.386
**D	FCP BNPRBAS GEST EQUILIBRE	9.429		9.429
**D	BNP PBAS GEST DYNAMIQUE	5.466		5.466
**D	EASY ETF DJ EURO STOXX	18.039		18.039
**D	FCPE SAUR EPARGNE	4.511		4.511
**D	FCPE FDS DIVERSIF.TEL 1	7.628		7.628
**D	FCP MISTRAL	202.459		202.459
**D	FCP NF COLLINES IN	19.252		19.252
**D	FCPE MULTIPAR EQ. SOC. RES	53.469		53.469
**D	FCPE MULTIPAR ACTS SR	33.341		33.341
**D	MULTIPAR SOLIDAIRE DYNA SR	9.079		9.079
**D	FCP AIR FRANCE IFC2	231.479		231.479
**D	FCP BNP ETHEIS	21.260		21.260
**D	FCP FORTIS ETOILE FCR	60.559		60.559
**D	FCP REUNICA FORTIS	6.611		6.611
**D	ASSOCIATION VALENTIN HAUY POUR LE BIEN D	805.331		805.331
**D	FCP BNPP ACT EURO ALPHA	15.126		15.126
**D	ECPE MASTERFOODS	68.417		68.417
**D	AGIRE MONDE DURABLE	263.582		263.582
**D	PARVEST	36.168		36.168
**D	INFRASTRUCTURE GLOBAL FCP	16.273		16.273
**D	PARWORLD	440		440
**D	CSA I-EQUITY EURO NEW	881		881
**D	CSA II-EQUITY WORLD	20.077		20.077
**D	CSA III-EUROPEAN LARGE CAPS			

Pagina 1

1
182182 Teste:
0 Azionisti in delega:Azionisti in proprio:
Azionisti in delega:

Assemblea Ordinaria del 19 aprile 2011
(2^ Convocazione del 20 aprile 2011)

LISTA ESITO DELLE VOTAZIONE


Oggetto: Adeguamento del Piano di Stock Option 2009

CONTRARI

Badge	Ragione Sociale	Proprio	Delega	Totale
**D	CSA L EQUITY SRI EUROPE	107	107	107
**D	CSA L GLOBAL QUANT EQUITY POOL	71	71	71
**D	BNP PARIBAS L I	7.154	7.154	7.154
**D	CSA B EQUITY EURO	10.366	10.366	10.366
**D	CSA B EUROPEAN LARGE CAP	12.427	12.427	12.427
**D	CSA EQUITY SRI EUROPE	7.987	7.987	7.987
**D	CSA B PENSION EQ EMU L.C.D.	320	320	320
**D	BNP PARIBAS INSTITUTIONAL I	13.494	13.494	13.494
**D	HELABA INVEST KAPITALANLAGENG ESELLSCHAFT MBH	100	100	100
**D	UNITED FOOD WORKERS UNION INDUSTRY	561	561	561
**D	STICHTING DELA DEPOSITARY AND MANAGEMENT	16.867	16.867	16.867
**D	COMMONWEALTH OF PENNSYLVANIA - PUBLIC SCHOOL EMPLOYEES' RETIREMENT SYSTEM	27.437	27.437	27.437
**D	HARTFORD LIFE INSURANCE COMPANY	9.528	9.528	9.528
**D	SIJOITUSRAHASTO ALFRED BERG GLOBAL	7.374	7.374	7.374
**D	SIJOITUSRAHASTO ALFRED BERG EUROPE	67.950	67.950	67.950
**D	FIDELITY INVESTMENT FUNDS - EUROPEAN FUN	4.340.340	4.340.340	4.340.340
**D	FIDELITY EUROPEAN VALUES PLC	974.904	974.904	974.904
**D	FIDELITY INSTITUTIONAL FUNDS ICVC - FIDE	585.253	585.253	585.253
**D	FIDELITY INSTITUTIONAL PAN EUROPEAN FUND	43.382	43.382	43.382
**D	CHURCH COMMISSIONERS FOR ENGLAND	8.266	8.266	8.266
**D	GOVERNMENT OF NORWAY	14.197.489	14.197.489	14.197.489
**D	PETERCAM B FUND	70.001	70.001	70.001
**D	NORGES BANK	249.210	249.210	249.210
**D	MMA PRAXIS INTERNATIONAL INDEX FUND	2.117	2.117	2.117
**D	WEST SUBURBAN RETIREMENT INCOME PLAN	206	206	206
**D	RESURRECTION HEALTH CARE PENSION PLAN	710	710	710
**D	RESURRECTION HEALTH CARE	1.577	1.577	1.577
**D	GLORYA KAUFMAN MARITAL TRUST	812	812	812
**D	T ROWE PRICE REAL ASSETS FUND INC	102.847	102.847	102.847
**D	EPWORTH INVESTMENT FUND	3.819	3.819	3.819
**D	FIRST STATE GLOBAL OPPORTUNITIES FUND	55.653	55.653	55.653
**D	UNITED ENHANCED INCOME POOL	100.930	100.930	100.930
**D	LODH OPUS EAFE EQUITY FUND	10.715	10.715	10.715
**D	SELECT INCOME ADVANTAGE MANAGED TRUST	428.550	428.550	428.550
**D	YIELD ADVANTAGE INCOME FUND	5.060	5.060	5.060
**D	CI CORPORATE CLASS LTD	458.310	458.310	458.310
**D	SIGNATURE INCOME E GROWTH FUND	37.525	37.525	37.525
**D	SIGNATURE HIGH INCOME FUND	26.565	26.565	26.565
**D	SKYLON GROWTH E INCOME TRUST	10.583	10.583	10.583
**D	FIDELITY INTERNATIONAL LIMITED	2.100	2.100	2.100
**D	FIDELITY ACTIVE STRATEGY SICAV	108.058	108.058	108.058
**D	SIGNATURE DIVERSIFIED YIELD TRUST	867.465	867.465	867.465
**D	SHELLPENSIONS TRUST LIMITED AS TRUSTEEOF SHELL C.P. FUND	74.896	74.896	74.896



[Handwritten signature]




Assemblea Ordinaria del 19 aprile 2011
(2^ Convocazione del 20 aprile 2011)

LISTA ESITO DELLE VOTAZIONE

Oggetto: Adeguamento del Piano di Stock Option 2009

CONTRARI

Badge	Ragione Sociale	Proprio	Delega	Totale
**D	STICHTING SHELL PENSIOENFONDS	103.860	103.860	103.860
**D	H.E.S.T. AUSTRALIA LIMITED	8.379	8.379	8.379
**D	SHELL TRUST (BERMUDA) LTD AS TRUSTEE OF THE SHELL OVERSEAS C.P. FUND	22.904	22.904	22.904
**D	SHELL TRUST (BERMUDA) LIMITED AS TRUSTEE	3.995	3.995	3.995
**D	LOTHIAN PENSION FUND	18.622	18.622	18.622
**D	CLEARVIEW INFRASTRUCTURE FUND	219.125	219.125	219.125
**D	CHILDRENS HEALTHCARE OF ATLANTA INC.	7.261	7.261	7.261
**D	HARTFORD INTERNATIONAL-GLOBAL EQUITY (EX JAPAN) INDEX FUND	30.494	30.494	30.494
**D	FORWARD GLOBAL INFRASTRUCTURE FUND	225.000	225.000	225.000
**D	NATIXIS AM	54.320	54.320	54.320
**D	AGI FRANCE	563.375	563.375	563.375
**D	COLONIAL FIRST STATE INVESTMENT LIMITED	253.071	253.071	253.071
**D	ADVANCED SERIES TRUST -AST ACADEMIC STRATEGIES ASSET ALLOCATION PORTFOLIO	206.495	206.495	206.495
**D	LEGAL AND GENERAL ASSURANCE (PENSIONS MANAGEMENT) LTD	94.158	94.158	94.158
**D	SCHWAB INTERNATIONAL EQUITY ETF	15.817	15.817	15.817
**D	IAM NATIONAL PENSION FUND	320.765	320.765	320.765
**D	COLLEGE RETIREMENT EQUITIES FUND	272.455	272.455	272.455
**D	FIRST STATE INV ICVC-FIRST STATE GLOB LISTED INFRASTRUCTURE F	640.304	640.304	640.304
**D	SIGNAL ENHANCED YIELD FUND	1.250	1.250	1.250
**D	SIGNAL TOTAL RETURN FUND	170	170	170
**D	MERCER QIF FUND PLC	175.000	175.000	175.000
**D	RIDGEMORTH INTERNATIONAL EQUITY INDEX FUND	41.336	41.336	41.336
**D	CALIFORNIA STATE TEACHERS RETIREMENT SYSTEM	153.320	153.320	153.320
**D	THE HARTFORDGLOBAL ALL- ASSET FUND	5.752	5.752	5.752
**D	OREGON PUBLIC EMPLOYEES RETIREMENT SYSTEM	423.029	423.029	423.029
**D	TIIA-CREF INTERNATIONAL EQUITY INDEX FUND	63.986	63.986	63.986
**D	FCP ERAFP ACTIONS EUROS3 BNP PAM	463.642	463.642	463.642
**D	FCP VILLIERS CROISSANCE	91.389	91.389	91.389
**D	FORTIS INVESTMENT MANAGEMENT	16.715	16.715	16.715
**D	APOLLINE 6 ACTIONS	195.249	195.249	195.249
**D	A.A. - BNP PAM - ISR	18.010	18.010	18.010
**D	FCP PHARMA PAREFRANCE	111.116	111.116	111.116
**D	FCP CGRCE ACTION EUROPE 3	47.682	47.682	47.682
**D	FCP BOURBON 3	30.209	30.209	30.209
**D	BOURBON 4	24.599	24.599	24.599
**D	UNIVERS CNP 1	63.099	63.099	63.099
**D	NATEXIS EUROPE AVENIR	32.000	32.000	32.000
**D	FC CARIFMCO	59.130	59.130	59.130
**D	CROISSANCE DIVERSIFIE	1.512	1.512	1.512
**D	CONCORDE 96	23.715	23.715	23.715
**D	EQUURETTE EQUILIBRE	85.710	85.710	85.710
**D	EQUURETTE VITAHITE	8.704	8.704	8.704
**D	CARPENKO INTERNATIONAL	67.570	67.570	67.570



Assemblea Ordinaria del 19 aprile 2011
(2^ Convocazione del 20 aprile 2011)

LISTA ESITO DELLE VOTAZIONE
Oggetto: Adeguamento del Piano di Stock Option 2009

CONTRARI

Badge	Ragione Sociale	Proprio	Delega	Totale
**D	MONTFARNASSE LONG TERME	10.960	10.960	10.960
**D	FCP ECUREUIL TONIQUE	1.518	1.518	1.518
**D	IXIS FLAMME	39.440	39.440	39.440
**D	FCP NATIXIS IONIS	1.496	1.496	1.496
**D	I CROISSANCE	22.948	22.948	22.948
**D	CMD AGIRC IXIS D	17.480	17.480	17.480
**D	CDC AD-EUROPE	58.212	58.212	58.212
**D	OACET	6.060	6.060	6.060
**D	BOURBON 5	25.047	25.047	25.047
**D	IXIS EURO ACTIONS	407.840	407.840	407.840
**D	ECUREUIL DYNAMIQUE +	769.350	769.350	769.350
**D	ECUREUIL ENERGIE	236.818	236.818	236.818
**D	FCP HORIZON	2.807	2.807	2.807
**D	ECA DIVERSIFIE	20.780	20.780	20.780
**D	LE LIVRET PORTEFEUILLE SICAV	18.665	18.665	18.665
**D	SFI CNP ASSUR	10.740	10.740	10.740
**D	CNP ASSUR PIERRE	12.952	12.952	12.952
**D	CNP ASSUR VALEURS	20.874	20.874	20.874
**D	SICAV NATIXIS ACTIONS EUROPE HORS FRANCE	23.207	23.207	23.207
**D	AGIRC BD	29.706	29.706	29.706
**D	FCP ABP PERP	22.906	22.906	22.906
**D	FCP FONCIER INVESTISSEMENT	77.000	77.000	77.000
**D	AREGE 2IC	20.638	20.638	20.638
**D	FCP RSRC DIVERSIFIE	53.896	53.896	53.896
**D	CARBP DIVERSIFIE	31.023	31.023	31.023
**D	MONNET	7.536	7.536	7.536
**D	FCP RL PREVOYANCE	23.686	23.686	23.686
**D	ABP CROISSANCE RENDEMENT	160.000	160.000	160.000
**D	FRUCTIFONDS VALEURS EUROPEENNES	51.043	51.043	51.043
**D	FCP FRUCTI EUROPE CYCLIQUES	16.000	16.000	16.000
**D	PREPAR CROISSANCE	27.995	27.995	27.995
**D	FCP NATIXIS ACTIONS EUROPEENNES	134.720	134.720	134.720
**D	IMPACT ISR CROISSANCE	7.890	7.890	7.890
**D	FCPE FODIV	3.443	3.443	3.443
**D	IMPACT ISR RENDEMENT SOLIDAIRE	6.868	6.868	6.868
**D	FCPE IMPACT ISR PERFORMANCE	16.679	16.679	16.679
**D	IMPACT ISR DYNAMIQUE	3.689	3.689	3.689
**D	IMPACT ISR EQUILIBRE	38.834	38.834	38.834
**D	WIGTORIAN SUPERANNUATION FUND	28.363	28.363	28.363
**D	IPS FTSE RAFI DEVEL MAR EXUS PORT	6.677	6.677	6.677
**D	POWERSHARES GLOBAL FUNDS IRELAND PUBLIC LIMITED COMPANY	4.511	4.511	4.511
**D	GLAYMORE SP GLOBAL DIV OPP INDEX ETF	12.673	12.673	12.673
**D	FLORIDA RETIREMENT SYSTEM	257.463	257.463	257.463


Assemblea Ordinaria del 19 aprile 2011
(2^ Convocazione del 20 aprile 2011)

LISTA ESITO DELLE VOTAZIONE
Oggetto: Adeguamento del Piano di Stock Option 2009

CONTRARI

Badge	Ragione Sociale	Proprio	Delega	Totale
**D	INVESTORS GLOBAL INFRASTRUCTURECLASS	24.500	24.500	24.500
**D	STICHTING PENSIOENFONDS VAN DE ABN AMRO BANK N.V.	25.003	25.003	25.003
**D	STICHTING NEDLLOYD PENSIOENFONDS	26.074	26.074	26.074
**D	STICHTING BEDRIJFSTAKPENSIOENFONDS VOOR DE MEDIA PNO	32.400	32.400	32.400
**D	STICHTING DEPOSITARY APG DEVELOPED MARKETS EQUITY POOL	1.189.120	1.189.120	1.189.120
**D	LAERAGE UK PENSION PLAN	140.089	140.089	140.089
**D	NATIONAL PENSIONS RESERVE FUND/COMMISSION	298.221	298.221	298.221
**D	STICHTING BEWAARDEME APG-IS2	3.960	3.960	3.960
**D	KAS TRUST BEWAARDER	79.590	79.590	79.590
**D	AMITY EUROPEAN FUND	42.000	42.000	42.000
**D	BANK OF AMERICA TESE OMNIBUS	165	165	165

Totale voti 36.389.460
Percentuale votanti % 8,818934
Percentuale Capitale % 6,061908

Azionisti in proprio:
0

182 Teste:
0 Azionisti in delega:

182

Pagina 5

Assemblea Ordinaria del 19 aprile 2011
(2^ Convocazione del 20 aprile 2011)

LISTA ESITO DELLE VOTAZIONE
Oggetto: Adeguamento del Piano di Stock Option 2009

ASTENUTI

Badge	Ragione Sociale	Totale voti	Percentuale votanti %	Percentuale Capitale %	Proprio	Delega	Totale
		0	0,000000	0,000000			



Azionisti in proprio: 0
Azionisti in delega: 0




Assemblea Ordinaria del 19 aprile 2011
(2^ Convocazione del 20 aprile 2011)

LISTA ESITO DELLE VOTAZIONE
Oggetto: Adeguamento del Piano di Stock Option 2009

NON VOTANTI

Badge	Ragione Sociale	Proprio	Delega	Totale
Totale voti	0			
Percentuale votanti %	0,000000			
Percentuale Capitale %	0,000000			



Azionisti:
Azionisti in proprio:

0
0

0
0



Assemblea Ordinaria del 19 aprile 2011
(2^ Convocazione del 20 aprile 2011)

LISTA ESITO DELLE VOTAZIONE

Oggetto: Adeguamento del Piano di Stock Option 2009

FAVOREVOLI

Badge	Ragione Sociale	Proprio	Delega	Totale
1138	VITANGELI GIORGIO	5		5
1159	ACCIARO GIUSEPPE	3		3
1388	RODINO' WALTER	2		2
1628	REALE DAVIDE GIORGIO	11		11
1639	PINORI ROBERTO	2.415		2.415
1999	CAMERINI BRUNO	3.706		3.706
2092	DE COSMO LEONARDO			
**D	DANSKE BANK A/S CLIENTS NET INVESTORS	26.682		26.682
**D	SCUDDER VARIABLE SERIES II - SCUDDER INTERNATIOI SELECT PORTFOLIO	5.502		5.502
**D	VANGUARD EUROPEAN STOCK INDEX FUND	324.564		324.564
**D	VANGUARD TAX-MANAGED INTERNATIONAL FUND	179.204		179.204
**D	MORGAN GRENFELL INTERNATIONAL SELECT EQUITY FUND	8.831		8.831
**D	SEI INST INVEST TRUST WORLD EQ EX-US FUN	30.211		30.211
**D	MATB NISSAY/PANAGORA GLOBAL EQUITY PASSIVE FUND	4.200		4.200
**D	BBH/MTBJ/NISSAY/PANAGORA FORGN EQ INDEX MOTHER FND	534		534
**D	BBH/THE MT BOJ LTD RE:GLB EQUITIES INDX MOTHER FD	10.371		10.371
**D	VANGUARD INTERNATIONAL VALUE FUND	1.471.680		1.471.680
**D	ING DIRECT	4.218		4.218
**D	OFI INSTITUTIONAL INTERNATIONAL INDEX FU	1.914		1.914
**D	3 TO 1 DIVERSIFIED EQUITY FUND	8.991		8.991
**D	SEI INST INV TRUST SCREENED WORL	393		393
**D	VANGUARD TOTAL WORLD STOCK INDEX FUND	18.840		18.840
**D	VANGUARD DEVELOP MARKET INDEX FUND	299.947		299.947
**D	VANGUARD FTSE ALL-WORLD EX US INDEX FUND	339.319		339.319
**D	PYRAMIS GLOBAL EX US INDEX FUND LP	5.092		5.092
**D	INVESCO ACTIONS EUROPE	304.318		304.318
**D	FCP AXA EUROPE DU SUD	23.993		23.993
**D	HENDERSON EUROPEAN ENHANCED EQUITY FUND	52.306		52.306
**D	HOOR GLASS INDEXED INT SHARED SECT TRUST	5.143		5.143
**D	AMP CAPITAL CORE LSTD INFRASTRUCTURE FD	56.756		56.756
**D	OPTIMIX WHOLESAL GLOBAL SHARE TRUST	963		963
**D	ENHANCED INDEX INTERNATIONAL SHARE FUND	43.047		43.047
**D	PICTET & CIE/NON RES EXEMPT GCT	23.987		23.987
**D	FDT ETHOS	5.585		5.585
**D	SA PICTET&CIE/DTA15%(DIV)12.5%(INT)	9.228		9.228
**D	PICTET & CIE (EUROPE) SA PICT	9.032		9.032
**D	CHICAGO TRANSIT AUTHORITY RETIREE HEALTH	19.810		19.810
**D	CLEARWATER INTERNATIONAL FUND	4.618		4.618
**D	FORD MOTOR COMPANY DEFINED BENEFIT	33.139		33.139
**D	WELLS FARGO PENSION PLAN	3.562		3.562
**D	NORthern INTL EQUITY INDEX FUND	43.989		43.989
**D	GLOBAL INVESTMENT COLL FUNDS	280.103		280.103
**D	NTGI-QM COMMON DAILY ALL COUNTRY WORLD E	4.914		4.914

Azionisti:
Azionisti in proprio:

680



9

Testi:
Azionisti in delega:

16

671

Pagina 8



Assemblea Ordinaria del 19 aprile 2011
(2^ Convocazione del 20 aprile 2011)

LISTA ESITO DELLE VOTAZIONE

Oggetto: Adeguamento del Piano di Stock Option 2009

FAVOREVOLI

Badge	Ragione Sociale	Proprio	Delega	Totale
**D	1982 SMITH TRUST	1.948	1.948	1.948
**D	THE HENRY SMITH CHARITY	9.011	9.011	9.011
**D	TRINITY COLLEGE	1.483	1.483	1.483
**D	WHEELS COMMON INVESTMENT FUND	11.747	11.747	11.747
**D	THE MASTER TRUST BANK OF JAPAN	1.935	1.935	1.935
**D	HARVEY HUBBELL INC MSTR PENS TRUST	1.397	1.397	1.397
**D	A I DUPONT TESTAMENTARY TRUST	10.800	10.800	10.800
**D	FORD MOTOR COMPANY DEFINED BENEFIT	6.244	6.244	6.244
**D	LEGAL&GENERAL EUROPEAN INDEX TRUST	239.032	239.032	239.032
**D	RBS LEGAL E GENERAL INTL INDEX TRUST	5.480	5.480	5.480
**D	NORTHERN GLOBAL SUSTAINABILITY INDEX FUN	2.607	2.607	2.607
**D	NATIONAL RAILROAD RET INVESTMENT TRUST	62.382	62.382	62.382
**D	NATIONAL RAILROAD RET INVESTMENT TRUST PUBL FUND	168.885	168.885	168.885
**D	NEW ZEALAND SUPERANNUATION FUND	10.375	10.375	10.375
**D	STICHTING PENSIOENFONDS VAN DE METALEKTR	7.717	7.717	7.717
**D	UNITED NATIONS RELIEF AND WORKS FOR PALESTINIAN REFUGEES IN THE NEAR EAST	1.374	1.374	1.374
**D	NORTHERN INSTIT FUNDS INT INDEX PF	4.961	4.961	4.961
**D	MUNICIPAL EMP ANNUITY E BEN FD CHICA	4.802	4.802	4.802
**D	ICL COMMON INVESTMENT FUND	162.981	162.981	162.981
**D	ANDREW W. MELLON FOUNDATION	810	810	810
**D	PUBLIC SCHOOL TEACHERS PNS & RET.FND	293.331	293.331	293.331
**D	QM COMMON DAILY WORLD INDEX FUND	10.998	10.998	10.998
**D	UNILEVER PENSION FUND	617.339	617.339	617.339
**D	STICHTING BEDRIJFSPENSIOENFONDS VOOR	19.733	19.733	19.733
**D	ES PARAMETRIC PARTNERS	2.965	2.965	2.965
**D	INTERNATIONAL EQUITY PARTNERS	2.266	2.266	2.266
**D	HK MONETARY AUTHORITY	189.475	189.475	189.475
**D	HONG KONG SPECIAL ADMIN EXCHANGE FD	38.808	38.808	38.808
**D	INTERNATIONAL EQUITY FUND	4.648	4.648	4.648
**D	WOO HAY TONG INVESTMENT LTD	21.483	21.483	21.483
**D	FOURTH AVENUE INVESTMENT COMPANY	1.702	1.702	1.702
**D	SENTINEL INTERNATIONAL TRUST	175	175	175
**D	SENTINEL INTERNATIONAL FUND	175	175	175
**D	SILVER GROWTH FUND, LP	1.221	1.221	1.221
**D	LJR LIMITED PARTNERSHIP	8.420	8.420	8.420
**D	COMMON MONTHLY INTL EX-JAPAN EQUITY	4.626	4.626	4.626
**D	CENTRAL PROVIDENT FUND BOARD	5.338	5.338	5.338
**D	INTERNATIONAL COUNCIL FOR SOCIAL SEC FUND	6.527	6.527	6.527
**D	INTERNATIONAL COUNCIL FOR SOCIAL SEC FUND	34.808	34.808	34.808
**D	INTERNATIONAL COUNCIL FOR SOCIAL SEC FUND	6.114	6.114	6.114
**D	INTERNATIONAL COUNCIL FOR SOCIAL SEC FUND	5.118	5.118	5.118
**D	INTERNATIONAL COUNCIL FOR SOCIAL SEC FUND	14.968	14.968	14.968
**D	INTERNATIONAL COUNCIL FOR SOCIAL SEC FUND	69.507	69.507	69.507

Assemblea Ordinaria del 19 aprile 2011
(2^ Convocazione del 20 aprile 2011)

LISTA ESITO DELLE VOTAZIONE
Oggetto: Adeguamento del Piano di Stock Option 2009

FAVOREVOLI

Badge	Ragione Sociale	Proprio	Delega	Totale
**D	NORTHERN TRUST ROBUSTA FUND	53.122	53.122	53.122
**D	FORD OF CANADA MASTER TRUST FUND	4.994	4.994	4.994
**D	CITY OF REGINA POLICE PENSION PLAN	6.736	6.736	6.736
**D	CITY OF REGINA CIVIC SUPER BENEFIT	43.960	43.960	43.960
**D	HSBC CANADIAN BALANCED FUND	2.008	2.008	2.008
**D	MICROSOFT GLOBAL FINANCE LIMITED	55.513	55.513	55.513
**D	BLUE SKY GROUP	114.287	114.287	114.287
**D	FUTURE FUND FOR BOARD OF GUARDIANS	39.942	39.942	39.942
**D	FUTURE FUND INVESTMENT COMPANY NO.2 PTY	2.191.175	2.191.175	2.191.175
**D	GARD COMMON CONTRACTUAL FUND	1.492	1.492	1.492
**D	CLERICAL MED INVEST GROUP LIMITED	11.461	11.461	11.461
**D	HALIFAX INTL INVEST ICVC EUROPEAN FD	33.310	33.310	33.310
**D	STICHTING PENSIOENFONDS SAGITTARIUS	12.749	12.749	12.749
**D	TREDJE AP--FONDEN	207.988	207.988	207.988
**D	ABU DHABI RETIREMENT PENSION FUND	10.073	10.073	10.073
**D	EJARDE AP--FONDEN	135.252	135.252	135.252
**D	STICHTING PENSIOENFONDS CAMPINA	10.427	10.427	10.427
**D	EAST RIDING PENSION FUND	21.000	21.000	21.000
**D	UNIVEST	31.811	31.811	31.811
**D	CITADEL EQUITY FUND A/C LTD	6.086	6.086	6.086
**D	UBS (LUX) EQUITY FUND - EURO COUNTRIES	32.594	32.594	32.594
**D	UBS FUND MANAGEMENT (LUXEMBOURG) S.A.	70.769	70.769	70.769
**D	UBS (LUX) STRATEGY XIRA SICAV	4.317	4.317	4.317
**D	TRUST E CUSTODY SERVICES BANK LTD	123.084	123.084	123.084
**D	JO HAMBRO CAPITAL MANAGEMENT UMBRELLA FU	258.399	258.399	258.399
**D	T. ROWE PRICE FUNDS SICAV	333	333	333
**D	MORGAN STANLEY INVESTMENT FUNDS	48.129	48.129	48.129
**D	JPMORGAN INVESTMENT FUNDS	80.880	80.880	80.880
**D	SCHRODER INTERNATIONAL SELECTION FUND	149.293	149.293	149.293
**D	VANGUARD INVESTMENT SERIES, PLC	310.745	310.745	310.745
**D	SAS TRUSTEE CORPORATION	208.940	208.940	208.940
**D	BLACKROCK AUSTRALIA LTD AS RESPONSIBLE E	36.792	36.792	36.792
**D	AUSCOAL SUPERANNUATION FUND	450.986	450.986	450.986
**D	AUSTRALIANSUPER	81.834	81.834	81.834
**D	UBS GLOBAL ASSET MANAGEMENT LIFE LTD	33.417	33.417	33.417
**D	* LABOR PENSION FUND SUPERVISORY COMMITTEE--LABOR RETIREMENT FUND	3.895	3.895	3.895
**D	LABOR PENSION FUND SUPERVISORY COMMITTEE	2.819	2.819	2.819
**D	LABOR PENSION FUND SUPERVISORY COMMITTEE	2.142	2.142	2.142
**D	ROCKEFELLER & CO., INC	19.520	19.520	19.520
**D	* BAMPENSTON INVEST AFDLING GLOBAL AKTIEN	9.042	9.042	9.042
**D	* QANTAS SUPERANNUATION PLAN	1.332	1.332	1.332
**D	* SSESALICATE THE SSES - GLOBAL LISTED INFRASTRUCTURE SECTOR TRUST	646.905	646.905	646.905
**D	* FUNDACAO CALOUSTE GULBENKIAN	22.385	22.385	22.385




Assemblea Ordinaria del 19 aprile 2011
(2^ Convocazione del 20 aprile 2011)

LISTA ESITO DELLE VOTAZIONE

Oggetto: Adeguamento del Piano di Stock Option 2009

FAVOREVOLI

Badge	Ragione Sociale	Proprio	Delega	Totale
**D	THE BOEING COMPANY EMPLOYEE RETIREMENT P	124.389	124.389	124.389
**D	BLACKROCK INDEXED ALL-COUNTRY EQUITY FUN	1.380	1.380	1.380
**D	VANGUARD GLOBAL INFRASTRUCTURE FUND	128.357	128.357	128.357
**D	THE TRUSTEE FOR INTERNATIONAL EQUITIES S	4.469	4.469	4.469
**D	AUSTRALIAN REWARD INVESTMENT ALLIANCE	12.828	12.828	12.828
**D	VANGUARD CARBON AWARE INTERNATIONAL SHAR	12.249	12.249	12.249
**D	VANGUARD INTERNATIONAL SHARE INDEX FUND	76.243	76.243	76.243
**D	HEALTH SUPER FUND	266.531	266.531	266.531
**D	THE BOEING COMPANY EMPLOYEE RETIREMENT PLANS MASTER TRUST	95.587	95.587	95.587
**D	AVIVA INVESTORS MANAGER OF MANAGER ICVC	47.901	47.901	47.901
**D	AMONIS NV	3.727	3.727	3.727
**D	AVIVA INVESTORS MANAGED FUND ICVC - DIVERSIFIED STRATEGY FUND	1.176	1.176	1.176
**D	EQ ADVISORS TRUST - EQ/INTERNATIONAL COR	15.177	15.177	15.177
**D	NVIT INTERNATIONAL INDEX FUND	33.746	33.746	33.746
**D	STATE OF WYOMING, WYOMING STATE TREASURY	10.693	10.693	10.693
**D	JNL/MELLON CAPITAL MANAGEMENT INTERNATIO	30.591	30.591	30.591
**D	THE BOEING COMPANY EMPLOYEE RETIREMENT P	15.358	15.358	15.358
**D	EQ ADVISORS - AXA TACTICAL MANAGER INTER	18.773	18.773	18.773
**D	EQ ADVISORS - AXA TACTICAL MANAGER INTER	17.601	17.601	17.601
**D	WASHINGTON STATE INVESTMENT BOARD	142.353	142.353	142.353
**D	VANTAGEPOINT OVERSEAS EQUITY INDEX FUND	5.383	5.383	5.383
**D	COMMINGLED PENSION TRUST FUND (INTERNATI	22.152	22.152	22.152
**D	STATE OF INDIANA, PUBLIC EMPLOYEES' RETI	18.454	18.454	18.454
**D	JP MORGAN CHASE RETIREMENT PLAN	66.333	66.333	66.333
**D	AXA PREMIER VIP TRUST - MULTIMANGER INTE	3.025	3.025	3.025
**D	JPMORGAN INTERNATIONAL EQUITY INDEX FUND	20.142	20.142	20.142
**D	NATIONWIDE INTERNATIONAL INDEX FUND	139.025	139.025	139.025
**D	T ROWE PRICE INTERNATIONAL INDEX FUND, I	9.901	9.901	9.901
**D	BLACKROCK ASSET MANAGEMENT PENSIONS LIMI	47.035	47.035	47.035
**D	BLACKROCK INDEX SELECTION FUND	43.911	43.911	43.911
**D	BLACKROCK ACTIVE EQUITY FUNDS (DUBLIN) P	13.133	13.133	13.133
**D	GOLDMAN SACHS TRUST - GOLDMAN SACHS STRUCTURED INTERNATIONAL TAX-MANAGED EQUITY	1.142.408	1.142.408	1.142.408
**D	SCHRODER GLOBAL EQUITY INCOME FUND	133.211	133.211	133.211
**D	JPMORGAN EUROPEAN INVESTMENT TRUST PLC	1.525	1.525	1.525
**D	THE MASTER TRUST BANK OF JAPAN LTD AS TRUSTEE FOR MUTB400045794 11-3	457.900	457.900	457.900
**D	THE MASTER TRUST BANK OF JAPAN LTD AS TRUSTEE FOR MUTB400045795 11 3	77.323	77.323	77.323
**D	JPMORGAN EUROPEAN INVESTMENT TRUST PLC	293.885	293.885	293.885
**D	THE MASTER TRUST BANK OF JAPAN LTD AS TRUSTEE FOR MUTB400045825	292.707	292.707	292.707
**D	THE MASTER TRUST BANK OF JAPAN LTD AS TRUSTEE FOR MUTB400045826	10.972	10.972	10.972
**D	THE MASTER TRUST BANK OF JAPAN, LTD. AS TRUSTEE FO FOR MTBJ400045826	59.027	59.027	59.027
**D	THE MASTER TRUST BANK OF JAPAN, LTD. AS TRUSTEE FO FOR MTBJ400045826	22.766	22.766	22.766
**D	THE MASTER TRUST BANK OF JAPAN, LTD. AS TRUSTEE FO FOR MTBJ400045826	321.538	321.538	321.538
**D	THE MASTER TRUST BANK OF JAPAN, LTD. AS TRUSTEE FO FOR MTBJ400045826	20.318	20.318	20.318




Assemblea Ordinaria del 19 aprile 2011
(2^ Convocazione del 20 aprile 2011)

LISTA ESITO DELLE VOTAZIONE
Oggetto: Adeguamento del Piano di Stock Option 2009

FAVOREVOLI

Badge	Ragione Sociale	Proprio	Delega	Totale
**D	THE MASTER TRUST BANK OF JAPAN, LTD. AS TRUSTEE FOR MUTB400045792	288.034	288.034	288.034
**D	VANGUARD TOTAL INTERNATIONAL STOCK INDEX	895.201	895.201	895.201
**D	PUBLIC EMPLOYEES RETIREMENT ASSOCIATION	29.526	29.526	29.526
**D	STATE OF NEW MEXICO STATE INVESTMENT COU	32.306	32.306	32.306
**D	VANGUARD FIDUCIARY TRUST COMPANY EUROPEA	17.283	17.283	17.283
**D	MASTER INTERNATIONAL INDEX SERIES OF QUA	25.136	25.136	25.136
**D	AVIVA LIFE PENSIONS UK LIMITED	70.803	70.803	70.803
**D	BLACKROCK ASSET MANAGEMENT PENSIONS LIMITED	12.160	12.160	12.160
**D	JAPAN TRUSTEE SERVICES BANK LTD AS TRUST	26.767	26.767	26.767
**D	AXA-EB 510	1.036	1.036	1.036
**D	PENN SERIES DEVELOPED INTERNATIONAL INDE	1.465	1.465	1.465
**D	FRONTIER COMMUNICATIONS PENSION PLAN	36.292	36.292	36.292
**D	T.ROWE PRICE RETIREMENT DATE TRUST	7.416	7.416	7.416
**D	BOMBARDIER TRUST U.S. MASTER TRUST	39.105	39.105	39.105
**D	DAVID E MOORE	1.624	1.624	1.624
**D	EQ ADVISORS TRUST-AXA TACTICAL MANAGER INTERNATIONAL PORTFOLIO 1	6.795	6.795	6.795
**D	HOBART PUBLIC MARKET INVESTMENT LLC	1.799	1.799	1.799
**D	GENTLENESS LLC	556	556	556
**D	SIMON LOE FUND, LP	1.715	1.715	1.715
**D	HSBC BANK (UK) PENSION SCHEME	1.167.034	1.167.034	1.167.034
**D	NUCLEAR LIABILITIES FUND LIMITED	10.332	10.332	10.332
**D	WEST MIDLANDS METROPOLITAN AUTHORITY	78.749	78.749	78.749
**D	WEST YORKSHIRE PENSION FUND	36.750	36.750	36.750
**D	HSBC BANK PLC A/C HSBC ET	904	904	904
**D	CANADA POST CORPORATION PENSION PLAN	313.451	313.451	313.451
**D	EDUCATORS GLOBAL FUND	258	258	258
**D	MANULIFE INTERNATIONAL EQUITY INDEX FUND	3.098	3.098	3.098
**D	MANULIFE INTERNATIONAL EQUITY (83)	25.614	25.614	25.614
**D	EAFE EQUITY INDEX FUND	29.186	29.186	29.186
**D	RARE SERIES VALUE FUND	1.751	1.751	1.751
**D	RARE INFRASTRUCTURE VALUE FUND	377.287	377.287	377.287
**D	GENERAL MOTORS CANADA DOMESTIC TRUST	1.977	1.977	1.977
**D	BOMBARDIER TRUST (CANADA) REAL RETURN AS	226.298	226.298	226.298
**D	THE BOMBARDIER TRUST (UK)	200.233	200.233	200.233
**D	BELL ALIANT REGIONAL COMMUNICATIONS INC	64.967	64.967	64.967
**D	BGF GLOBAL INCOME STOCK	81.666	81.666	81.666
**D	PE (LUX) EUR. SUSTAINABLE EQ PO L	1.100	1.100	1.100
**D	INVESTMENT MANAGEMENT UNIT SEI INVESTMENTS, ATTN NOREEN PARK	16.851	16.851	16.851
**D	JAPAN TRUSTEE SERVICES BANK LTD RB DBU STRATEGY MF (TAX-EXEMPT QII)	648	648	648
**D	HIF INDUS OF THE FUT ED	10.487	10.487	10.487
**D	TRIQDOS SICAV I	66.126	66.126	66.126
**D	MACQUARIE GLOBAL INFRASTRUCTURE TOTAL RE	980.079	980.079	980.079
**D	UBS FUND MANAGEMENT (SWITZERLAND) AG	132.443	132.443	132.443

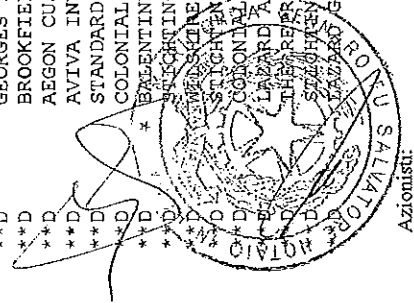


Assemblea Ordinaria del 19 aprile 2011
(2^ Convocazione del 20 aprile 2011)

LISTA ESITO DELLE VOTAZIONE
Oggetto: Adeguamento del Piano di Stock Option 2009

FAVOREVOLI

Badge	Ragione Sociale	Proprio	Delega	Totale
**D	THE ROYAL BROUGH OF KENSINGTON AND CHEL		1.457	1.457
**D	DUKE ENERGY CORPORATION MASTER RET		263.308	263.308
**D	HSBC EUROPEAN INDEX FUND		18.923	18.923
**D	T ROWE CONCENTRATED INTERNAT EQUITY FUND		8.346	8.346
**D	T.ROME PRICE GLOBAL INFRASTRUCTURE FUND		37.210	37.210
**D	JAPAN TRUSTEE SERVICES BANK,LTD INV.FUND		1.972	1.972
**D	GOLDMAN SACHS JBWERE GLOBAL		11.371	11.371
**D	LMA (LUXEMBOURG) SARL)		295	295
**D	MIZUHO LAZARD MASTER FUND		23.799	23.799
**D	TG RARE INFRASTRUCTURE FUND		76.795	76.795
**D	THE NORTHWESTERN MUTUAL LIFE INSURANCE COMPANY-GASA EQUITY		4.861	4.861
**D	THE NORTHWESTERN MUTUAL LIFE INSURANCE CO.-FOREIGN EQUITY		13.153	13.153
**D	PICTET INTERNATIONAL EQUITY FUND LLC		128.095	128.095
**D	TRUST AND CUSTODY SERVICES BANK LTD.		117.016	117.016
**D	ACBERNSTEIN SICAV		4.158	4.158
**D	SHINKO GBLB INFRASTRUCTURE EQ FUND OF SHINKO GLOBAL TRUST		90.337	90.337
**D	CAAM		74.354	74.354
**D	AXA INVESTMENT MANAGERS PARIS		10.010	10.010
**D	SOCIETE GENERALE GESTION		25.917	25.917
**D	S2G		10.714	10.714
**D	ETOILE GESTION		230.761	230.761
**D	PIONEER ASSET MANAGEMENT SA		78.958	78.958
**D	TACONIC OPPORTUNITY MASTER FUND L.P. M AND C CORPORATE SERVICES LIMITED		160.169	160.169
**D	TACONIC OPPORTUNITY FUND LP		79.200	79.200
**D	TACONIC OPPORTUNITY FUND II L.P.		18.084	18.084
**D	TACONIC CAPITAL PARTNERS LP		583	583
**D	TACONIC MASTER FUND 1.5 L.P. M AND C CORPORATE SERVICES LIMITED		13.342	13.342
**D	GEORGES R.HAIRK PARAMETRIC PORTFOLIO ASSOCIATES		22.075	22.075
**D	BROOKFIELD REDDING GLOBAL INFRASTRUCTURE PARTNERS LP		2.525	2.525
**D	AEGON CUSTODY BY INZAKE AEGON BASISFONDS ARNDELEN EUROPA		5	5
**D	AVIVA INVESTORS INTERNATIONAL INDEX TRACKING FUND		5.708	5.708
**D	STANDARD LIFE INVESTMENT LIMITED		9.555	9.555
**D	COLONIAL FIRST STATE INVESTMENTS LIMITED		3.882.361	3.882.361
**D	* VALENTINE INTERNATIONAL EQUITY FUND SELECT LP		706.518	706.518
**D	WELLS FARGO VARIABLE INSURANCE TRUST-INTERNATIONAL EQUITY FUND		8.012	8.012
**D	WELLS FARGO VARIABLE INSURANCE TRUST-INTERNATIONAL EQUITY FUND		770	770
**D	WELLS FARGO VARIABLE INSURANCE TRUST-INTERNATIONAL EQUITY FUND		724	724
**D	WELLS FARGO VARIABLE INSURANCE TRUST-INTERNATIONAL EQUITY FUND		5.945	5.945
**D	WELLS FARGO VARIABLE INSURANCE TRUST-INTERNATIONAL EQUITY FUND		18.178	18.178
**D	WELLS FARGO VARIABLE INSURANCE TRUST-INTERNATIONAL EQUITY FUND		31.572	31.572
**D	WELLS FARGO VARIABLE INSURANCE TRUST-INTERNATIONAL EQUITY FUND		22.600	22.600
**D	WELLS FARGO VARIABLE INSURANCE TRUST-INTERNATIONAL EQUITY FUND		42.804	42.804
**D	WELLS FARGO VARIABLE INSURANCE TRUST-INTERNATIONAL EQUITY FUND		88.866	88.866




Assemblea Ordinaria del 19 aprile 2011
(2^ Convocazione del 20 aprile 2011)

LISTA ESITO DELLE VOTAZIONE
Oggetto: Adeguamento del Piano di Stock Option 2009

FAVOREVOLI

Badge	Ragione Sociale	Proprio	Delega	Totale
**D	WILMINGTON MULTI MANAGER INTERNATIONAL FUND	1.391	1.391	1.391
**D	WILMINGTON MULTI-MANAGER INTERNATIONAL FUND	5.785	5.785	5.785
**D	LAZARD ASSET MANAGEMENT LTD.	2.438.538	2.438.538	2.438.538
**D	WINTERTHUR LIFE UK LIMITED	7.602	7.602	7.602
**D	CITIBANK KOREA INC	244.033	244.033	244.033
**D	LAZARD GLOBAL PORTFOLIO FUNDS P.L.C	394.277	394.277	394.277
**D	MACQUARIE INVESTMENT MANAGEMENT LIMITED	1.016.352	1.016.352	1.016.352
**D	COLONIAL FIRST STATE INVESTMENTS LIMITED	157.156	157.156	157.156
**D	JAPAN TRUSTEE SERVICE BANK	61.352	61.352	61.352
**D	DYNAMIC INFRASTRUCTURE FUND	1.360	1.360	1.360
**D	REGON CUSTODY B.V.	125.670	125.670	125.670
**D	AVIVA INVESTORS BALANCED MANAGED FUND	2.949	2.949	2.949
**D	WILMINGTON INTERNATIONAL EQUITY FUND SELECT LP	1.897	1.897	1.897
**D	LEGAL AND GENERAL ASSURANCE PENSIONS MANAGEMENT LIMITED	60.857	60.857	60.857
**D	AMBER CAPITAL ITALIA SGR SPA	75.650	75.650	75.650
**D	NUMERIC WORLD FUNDAMENTAL STATISTICAL ARBITRAGE LEVERED OFFSHORE FUND I, LTD	3.460	3.460	3.460
**D	NUMERIC STRATEGIC ALPHA FUND LP	680	680	680
**D	IRISH LIFE ASSURANCE	369.941	369.941	369.941
**D	LA COMPAGNIE FINANCIERE EDMOND DE ROTHSCHILD BANQUE	1.588.969	1.588.969	1.588.969
**D	NOVARTIS CORPORATION PENSION MASTER TRUST	45.659	45.659	45.659
**D	STATE FARM VARIABLE PRODUCT TRUST, INTERNATIONAL EQ INDEX F	7.506	7.506	7.506
**D	TEACHERS' RETIREMENT SYSTEM OF THE STATE OF ILLINOIS	24.516	24.516	24.516
**D	ARKWRIGHT, LLC	868	868	868
**D	LONDON BOROUGH OF BARKING & DAGENHAM SUPERANNUATION FUND	51.277	51.277	51.277
**D	RUSSELL INVESTMENT COMPANY II PLC	75.119	75.119	75.119
**D	JOHN HANCOCK TRUST INTERNATIONAL EQUITY INDEX TRUST B	4.750	4.750	4.750
**D	JOHN HANCOCK TRUST INTERNATIONAL EQUITY INDEX TRUST A	6.130	6.130	6.130
**D	JOHN HANCOCK FUNDS II INTERNATIONAL EQUITY INDEX FUND	8.934	8.934	8.934
**D	MANAGED PENSION FUNDS LIMITED	348.670	348.670	348.670
**D	CAVENHAM GLOBAL EQUITIES	3.621	3.621	3.621
**D	JOHN HANCOCK FUNDS II GLOBAL INFRASTRUCTURE FUND	3.900	3.900	3.900
**D	JOHN HANCOCK TRUST INTERNATIONAL INDEX TRUST	55.993	55.993	55.993
**D	IM VERBATIM FUNDS - IM VERBATIM PORTFOLIO 5 INCOME FUND	2.310	2.310	2.310
**D	LAZARD INTERNATIONAL EQUITY SELECT PORTFOLIO	4.701	4.701	4.701
**D	LAZARD RETIREMENT INTERNATIONAL EQUITY PORTFOLIO	318.602	318.602	318.602
**D	LAZARD GLOBAL LISTED INFRASTRUCTURE PORTFOLIO	450.794	450.794	450.794
**D	LAZARD WORLD DIVIDEND & INCOME FUND, INC.	104.101	104.101	104.101
**D	LAZARD WORLD DIVIDEND & INCOME FUND, INC.	422	422	422
**D	LAZARD INVESTORS (CH) DBI WORLD EQUITY FUND	11.964	11.964	11.964
**D	LAZARD INVESTORS (THAILAND) INVESTMENT FUND	2.586.460	2.586.460	2.586.460
**D	SOJEN + STEERS INFRASTRUCTURE FUND, INC.	121.709	121.709	121.709
**D	COHEN + STEERS GLOBAL INFRASTRUCTURE FUND, INC	1.286	1.286	1.286
**D	THE ALLIANCEBERNSTEIN POOLING PTF - ALLIANCEB VOL MNGM PTF	313	313	313
**D	THE ALLIANCEBERNSTEIN COLLECTIVE INVESTMENT TRUST SERIES			



Assemblea Ordinaria del 19 aprile 2011
(2^ Convocazione del 20 aprile 2011)

LISTA ESITO DELLE VOTAZIONE

Oggetto: Adeguamento del Piano di Stock Option 2009

FAVOREVOLI

Badge	Ragione Sociale	Proprio	Delega	Totale
**D	JOHN HANCOCK LIFE AND HEALTH INSURANCE COMPANY	9.560	9.560	9.560
**D	METROPOLITAN LIFE INSURANCE COMPANY	8.609	8.609	8.609
**D	BRUNSWICK UNIT 1 QUALIFIED NUCLEAR DECOMMISSIONING FUND	581	581	581
**D	HARRIS UNIT 1 QUALIFIED NUCLEAR DECOMMISSIONING FUND	406	406	406
**D	BRUNSWICK UNIT 2 QUALIFIED NUCLEAR DECOMMISSIONING FUND	625	625	625
**D	ROBINSON UNIT 2 QUALIFIED NUCLEAR DECOMMISSIONING FUND	591	591	591
**D	THE MASTER TRUST BK OF JP LTD: HITACHI FOREIGN EQ INDEX MF	10.539	10.539	10.539
**D	GOVERNMENT OF THE REPUBLIC OF SINGAPORE	2.377	2.377	2.377
**D	BT INSTITUTIONAL INTERNATIONAL SUSTAINABILITY SHARE FUND	2.467	2.467	2.467
**D	PENSION FUND OF SUMITOMO MITSUI BANKING CORPORATION	1.670	1.670	1.670
**D	GENERAL MOTORS HOURLY-RATE EMPLOYEES PENSION TRUST	14.677	14.677	14.677
**D	GENERAL MOTORS SALARIED EMPLOYEES PENSION TRUST	10.441	10.441	10.441
**D	ARIZONA STATE RETIREMENT SYSTEM	1.320	1.320	1.320
**D	RYDEX MSCI EAFE EQUAL WEIGHT ETF	1.278	1.278	1.278
**D	ENERGY INSURANCE MUTUAL LIMITED	3.585	3.585	3.585
**D	ORG FOR SMALL&MEDIUM ENTERPRISES AND REGIONAL INNOVATION	70.345	70.345	70.345
**D	ALPINE GLOBAL INFRASTRUCTURE FUND	6.600	6.600	6.600
**D	COHEN + STEERS GLOBAL LISTED INFRASTRUCTURE FUND	12.177	12.177	12.177
**D	AXA ROSENBERG EQUITY ALPHA TRUST	1.554	1.554	1.554
**D	WHOLESALE GLOBAL EQUITY - INDEX FUND (UNHEDGED)	5.918	5.918	5.918
**D	UNITED TECHNOLOGIES CORPORATION EMPLOYEE SAVINGS PLAN	11.529	11.529	11.529
**D	AMERICAN HEART ASSOCIATION	492	492	492
**D	HENDERSON GLOBAL EQUITY INCOME FUND	360.078	360.078	360.078
**D	REG RETRAITE DU PERS DES CPE ET DES GARDERIES PRIV CONV DU QB	35.649	35.649	35.649
**D	CALVERT VP EAFE INTERNATIONAL INDEX PORTFOLIO	5.074	5.074	5.074
**D	CAISSE DE DEPOT ET PLACEMENT DU QUEBEC	347.342	347.342	347.342
**D	AMERICAN BEACON INTERNATIONAL EQUITY FUND	218.530	218.530	218.530
**D	FEDEX CORPORATION EMPLOYEES PENSION TRUST	19.293	19.293	19.293
**D	EATON VANCE STRUCTURED INTERNATIONAL EQUITY FUND	5.904	5.904	5.904
**D	AMERICAN INTERNATIONAL GROUP INC RETIREMENT PLAN	267	267	267
**D	RUSSELL GLOBAL INFRASTRUCTURE FUND	1.615.740	1.615.740	1.615.740
**D	DYNAMIC GLOBAL INFRASTRUCTURE FUND	218.400	218.400	218.400
**D	LAZARD GLOBAL INFRASTRUCTURE FUND	189.342	189.342	189.342
**D	*TRANSAMERICA ALLIANCEBERNSTEIN DYNAMIC ALLOCATION VP	485	485	485
**D	*INSURANCE CORPORATION OF BRITISH COLUMBIA	6.893	6.893	6.893
**D	ING DIRECT STREETWISE BALANCED INCOME FUND	418	418	418
**D	ING DIRECT STREETWISE BALANCED GROWTH FUND	3.708	3.708	3.708
**D	ING DIRECT STREETWISE BALANCED GROWTH FUND	1.342	1.342	1.342
**D	STATE FARM MUTUAL FUND TRUST, INTERNATIONAL INDEX FUND	5.776	5.776	5.776
**D	LAZARD GLOBAL LISTED INFRASTRUCTURE (CANADA) FUND	510.582	510.582	510.582
**D	SEASONS SERIES TRUST INTERNATIONAL EQUITY PORTFOLIO	3.255	3.255	3.255
**D	OPENROAD PUBLIC LIMITED COMPANY	2.988	2.988	2.988
**D	*DOW JONES & WILSON SONS INVESTMENT CO	2.665	2.665	2.665

Azionisti:
Azionisti in proprio:

680 9

Teste:
Azionisti in delega:

16 671

Pagina 15



Assemblea Ordinaria del 19 aprile 2011
(2^ Convocazione del 20 aprile 2011)

LISTA ESITO DELLE VOTAZIONE
Oggetto: Adeguamento del Piano di Stock Option 2009

FAVOREVOLI

Badge	Ragione Sociale	Proprio	Delega	Totale
**D	DWS EAFE EQUITY INDEX FUND	8.633	8.633	8.633
**D	STICHTING PHILIPS PENSIOENFONDS	50.786	50.786	50.786
**D	RUSSELL GLOBAL LISTED INFRASTR FUND - (DOLLAR SIGN)A HEDGED	537.499	537.499	537.499
**D	THE PRUDENTIAL INSURANCE COMPANY OF AMERICA	8.711	8.711	8.711
**D	MORGAN STANLEY SELECT DIMENSIONS INVESTMENT SERIES, GLOBAL INF	29.805	29.805	29.805
**D	MORGAN STANLEY INST F INC. SELECT GLB INERA STRUCTURE PTE	10.500	10.500	10.500
**D	NORTHROP GRUMMAN CORPORATION VEBIA MASTER TRUST I	2.668	2.668	2.668
**D	FIRST AMERICAN INVESTMENT FUNDS INC. - INT SELECT FUND	57.313	57.313	57.313
**D	FIRST AMERICAN INV FUNDS, INC.-GLOBAL INFRASTRUCTURE FUND	240.720	240.720	240.720
**D	STATE OF NEW JERSEYCOMMON PENSION FUND D	650.000	650.000	650.000
**D	CANADA PENSION PLAN INVESTMENT BOARD .	344	344	344
**D	SENTRY SELECT LAZARD GLOBAL LISTED INFRASTRUCTURE FUND	54.200	54.200	54.200
**D	COSMOPOLITAN INVESTMENT FUND	180	180	180
**D	WESTPAC STAFF SUPERANNUATION PLAN	2.204	2.204	2.204
**D	LAZARD GLOBAL LISTED INFRASTRUCTURE FUND	1.391.641	1.391.641	1.391.641
**D	SSGA WEALTH WEIGHTED GLOBAL EQUITIES INDEX NL TRUST	4.613	4.613	4.613
**D	WESTPAC INTERNATIONAL SHARE INDEX TRUST	17.970	17.970	17.970
**D	SSGA INTERNATIONAL EQUITIES INDEX NL TRUST	5.971	5.971	5.971
**D	ALASKA COMMON TRUST FUND	5.551	5.551	5.551
**D	BNY MELLON TR DEP LTD ATF ST JAMES'S PL STRAT MANAG UNIT TR	553.512	553.512	553.512
**D	SC BLACKROCK INTERNATIONAL INDEX FUND	1.572	1.572	1.572
**D	GOV OF HM THE SULTAN AND YANG DI-PERTUAN OF BRUNEI DARUSSALAM	17.310	17.310	17.310
**D	HONG KONG HOUSING AUTHORITY	2.968	2.968	2.968
**D	FLOURISH INVESTMENT CORPORATION	74.222	74.222	74.222
**D	FLOURISH INVESTMENT CORPORATION	66.426	66.426	66.426
**D	HOME AFFAIRS UNIFORMED SERVICES (INVEST FUND)	407	407	407
**D	DEUTSCHE DBI GLOBAL SHARES FUND	1.121	1.121	1.121
**D	WUT47	1.212	1.212	1.212
**D	WUT63	64.550	64.550	64.550
**D	SSGA MSCI ACWI EX-USA INDEX NON-LENDING DAILY TRUST	4.255	4.255	4.255
**D	PEOPLE'S BANK OF CHINA	12.335	12.335	12.335
**D	WORKERS COMPENSATION BOARD-ALBERTA	678.523	678.523	678.523
**D	CALIFORNIA PUBLIC EMPLOYEES RETIREMENT SYSTEM	1.143.409	1.143.409	1.143.409
**D	BAERUM KOMMUNE	1.788	1.788	1.788
**D	MERCK CAPITAL ASSET MANAGEMENT LIMITED	14.038	14.038	14.038
**D	UNITED EUROPEAN SMALL CAP FUND	7.350	7.350	7.350
**D	LAW RETIREE MEDICAL BENEFITS TRUST	71.754	71.754	71.754
**D	BAK RETIREE MEDICAL BENEFITS TRUST	35.818	35.818	35.818
**D	WANGUARD INV F ICVC- FTSE DEV WOR LD EX - U.K. EQ INDEX F	9.074	9.074	9.074
**D	WANGUARD INV F ICVC- VANGUARD FTSE DEV EUROPE EX-UK EQ INDEX F	6.235	6.235	6.235
**D	WELLS FARGO MASTER TRUST DIVERSIFIED STOCK PORTFOLIO	16.101	16.101	16.101
**D	WELLS FARGO MASTER TRUST INTERNATIONAL INDEX PORTFOLIO	820	820	820
**D	WELLS FARGO INVESTMENTS (TOTAL RETURN) POOLED FUND TRUST	2.375	2.375	2.375



Assemblea Ordinaria del 19 aprile 2011
(2^ Convocazione del 20 aprile 2011)

LISTA ESITO DELLE VOTAZIONE

Oggetto: Adeguamento del Piano di Stock Option 2009

FAVOREVOLI

Badge	Ragione Sociale	Proprio	Delega	Totale
**D	LAZARD EUROPEAN ALPHA FUND .	142.677	142.677	142.677
**D	LAZARD MANAGED BALANCED FUND	3.630	3.630	3.630
**D	SS TRUSTEES LIMITED ATE THE DIVERSIFIED CHARITY FUND	24.261	24.261	24.261
**D	LAZARD MANAGED EQUITY FUND	19.990	19.990	19.990
**D	LAZARD GLOBAL EQUITY INCOME FUND .	291.037	291.037	291.037
**D	NEXGEN INFRASTRUCTURE LIMITED PARTNERSHIP	66.762	66.762	66.762
**D	PRUDENTIAL RETIREMENT INSURANCE & ANNUITY COMPANY	201.723	201.723	201.723
**D	MANULIFE ASSET MANAGEMENT INTERNATIONAL EQUITY INDEX POOLED F	1.807	1.807	1.807
**D	SS BK AND TRUST COMPANY INV FUNDS FOR TAXEXEMPT RETIREMENT PL	994.061	994.061	994.061
**D	DOW JONES SUSTAINABILITY WORLD INDEX NON-LENDING COMMON TR F	1.779	1.779	1.779
**D	SSGA MSCI EUROPE SCREENED INDEX NON-LENDING COMMON TR F	5.534	5.534	5.534
**D	MSCI EAFE PROV SCREENED INDEX NON - LENDING COMMON TR FUND	3.776	3.776	3.776
**D	GLOBAL ADVANTAGE FUNDS - MAJOR MARKETS TEILFONDS	106.303	106.303	106.303
**D	AXA WORLD FUND	140.000	140.000	140.000
**D	UNIVERSAL SHIPOWNERS MARINE INS ASS LTD EQUITY CLASS 3	978	978	978
**D	GOLDMAN SACHS FUNDS	388.459	388.459	388.459
**D	MARCH FUND	1.927	1.927	1.927
**D	SELECT INDEX SERIES	20.867	20.867	20.867
**D	ISHARES MSCI ACWI EX US INDUSTRIALS SECTOR INDEX FUND	1.026	1.026	1.026
**D	ISHARES MSCI ACWI INDEX FUND (EX IBT 2765)	49.542	49.542	49.542
**D	ISHARES S&P EUROPE 350 INDEX FUND (EX IBT 2773)	53.726	53.726	53.726
**D	ISHARES MSCI EAFE GROWTH INDEX FUND (EX IBT 2776)	48.393	48.393	48.393
**D	ISHARES MSCI EAFE INDEX FUND (EX IBT 2777)	863.660	863.660	863.660
**D	ISHARES MSCI EAFE VALUE INDEX FUND (EX IBT 2778)	24.909	24.909	24.909
**D	ISHARES S&P GLOBAL INDUSTRIALS SECTOR INDEX FUND	24.630	24.630	24.630
**D	ISHARES MSCI EMU INDEX FUND (EX IBT 2865)	70.016	70.016	70.016
**D	ISHARES MSCI ITALY INDEX FUND (EX IBT 2869)	163.411	163.411	163.411
**D	ISHARES MSCI KOKUSAI INDEX FUND (EX IBT 2769)	8.535	8.535	8.535
**D	ISHARES S&P GLOBAL INFRASTRUCTURE INDEX FUND (EX IBT 2768)	853.632	853.632	853.632
**D	BLACKROCK INSTITUTIONAL TRUST COMPANY, N.A. INVESTMENT FUNDSFO	1.879.965	1.879.965	1.879.965
**D	CONNECTICUT GENERAL LIFE INSURANCE COMPANY	2.856	2.856	2.856
**D	BLACKROCK CDN MSCI EAFE EQUITY INDEX FUND	56.626	56.626	56.626
**D	BLACKROCK CDN MSCI EAFE INDEX PLUS FUND	16.257	16.257	16.257
**D	RUSSELL DEVELOPED EX-U.S. LARGE CAP INDEX FUND B	2.438	2.438	2.438
**D	EURO-EX-UK ALPHA TITLS INDEX FUND B-ITALY	307.536	307.536	307.536
**D	MULTI-CURRENCY ALPHA TITLS SOCIAL SCREEN FUND B (EX IBT 90164)	33.232	33.232	33.232
**D	INTERNATIONAL EQUITY INDEX PLUS FUND B (EX IBT 90223)	3.566	3.566	3.566
**D	BGI MSCI EUROPE EQUITY INDEX FUND B	6.458	6.458	6.458
**D	BGI MSCI EAFE EQUITY INDEX NON-LENDABLE FUND B	164.375	164.375	164.375
**D	BGI MSCI EMU IMI INDEX FUND B	55.986	55.986	55.986
**D	BP PENNSYLVANIA FUND	36.424	36.424	36.424
**D	MULTI-STYLE, MULTI-MANAGER FUNDS PLC	142.536	142.536	142.536
**D		160.313	160.313	160.313

Azionisti:
Azionisti in proprio:

680 Teste:
9 Azionisti in delega:

16
671

Pagina 17




Assemblea Ordinaria del 19 aprile 2011
(2^ Convocazione del 20 aprile 2011)

LISTA ESITO DELLE VOTAZIONE

Oggetto: Adeguamento del Piano di Stock Option 2009

FAVOREVOLI

Badge	Ragione Sociale	Proprio	Delega	Totale
**D	LAZARD INTERNATIONAL EQUITY FUND	74.169	74.169	74.169
**D	IBM SAVINGS PLAN	48.734	48.734	48.734
**D	GOLDMAN SACHS TRUST COMPANY N A COLLECTIVE TRUST	51.992	51.992	51.992
**D	AMERICAN AIRLINES INC., MASTER FIXED BENEFIT PENSION TRUST	175.627	175.627	175.627
**D	PENSION FUND ASSOCIATION FOR LOCAL GOVERNMENT OFFICIALS	12.869	12.869	12.869
**D	STATE OF ALASKA RETIREMENT AND BENEFITS PLANS	366.234	366.234	366.234
**D	THE REGENTS OF THE UNIVERSITY OF CALIFORNIA	198.049	198.049	198.049
**D	VALIC COMPANY I - INTERNATIONAL EQUITIES FUND	9.397	9.397	9.397
**D	METROPOLITAN SERIES FUND MORGAN STANLEY EAFE INDEX PORTFOLIO	20.651	20.651	20.651
**D	STATE OF MINNESOTA	55.309	55.309	55.309
**D	JOHN HANCOCK INSURANCE COMPANY OF VERMONT	1.451	1.451	1.451
**D	SPDR MSCI ACWI EX-US ETF	20.302	20.302	20.302
**D	SPDR S+P INTERNATIONAL DIVIDEND ETF	100.439	100.439	100.439
**D	SPDR FTSE/MACQUARIE GLOBAL INFRASTRUCTURE 100 ETF	19.301	19.301	19.301
**D	SPDR S&P WORLD (EX-US) ETF	5.844	5.844	5.844
**D	RUSSELL INVESTMENT COMPANY PLC	211.185	211.185	211.185
**D	CITY OF PHILADELPHIA PUBLIC EMPLOYEES RETIREMENT SYSTEM	2.877	2.877	2.877
**D	CONSOLIDATED EDISON RETIREMENT PLAN	10.014	10.014	10.014
**D	MARYLAND STATE RETIREMENT & PENSION SYSTEM	54.130	54.130	54.130
**D	MORGAN STANLEY VARIABLE INV SER, GLB INFRASTRUCTURE PTF	75.268	75.268	75.268
**D	THE UNIVERSAL INSTITUTIONAL FUNDS INC - INT MAGNUM PTF	505	505	505
**D	MORGAN STANLEY GLOBAL INFRASTRUCTURE FUND	373.076	373.076	373.076
**D	MORGAN STANLEY STRATEGIST FUND	3.975	3.975	3.975
**D	FIRST AMERICAN INVESTMENT FUNDS, INC.-INTERNATIONAL FUND	74.643	74.643	74.643
**D	ILLINOIS STATE BOARD OF INVESTMENT	12.427	12.427	12.427
**D	SSGA INTERNATIONAL EQUITIES INDEX TRUST	4.981	4.981	4.981
**D	SSGA WEALTH WEIGHTED GLOBAL EQUITIES INDEX TRUST	1.220	1.220	1.220
**D	GREYSTONE EAFE QUANTITATIVE FUND	166.902	166.902	166.902
**D	SSGA ITALY INDEX FUND	49.640	49.640	49.640
**D	SSGA MSCI EAFE INDEX FUND	8.825	8.825	8.825
**D	STATE OF CONNECTICUT RETIREMENT PLANS & TRUST FUNDS	14.984	14.984	14.984
**D	SSGA WORLD INDEX EQUITY FUND	28.581	28.581	28.581
**D	SSGA ITALY INDEX EQUITY FUND	136.963	136.963	136.963
**D	SSGA EMU INDEX EQUITY FUND	219.539	219.539	219.539
**D	SSGA INDUSTRIALS INDEX EQUITY FUND	2.680	2.680	2.680
**D	STREETTRACKS MSCI EUROPE ETF	21.262	21.262	21.262
**D	SPDR MSCI EUROPE INDUSTRIALS ETF	3.491	3.491	3.491
**D	SSGA EUROPE INDEX EQUITY FUND	24.429	24.429	24.429
**D	STATE STREET SRI WORLD INDEX	2.544	2.544	2.544
**D	ANDRANAP-FONDEN (AP2)	70.650	70.650	70.650
**D	ULTRA SERIES FUND-INTERNATIONAL STOCK FUND	67.660	67.660	67.660
**D	MEMBERS-INTERNATIONAL STOCK FUND	57.920	57.920	57.920
**D	COMMON TRUST ITALY FUND	296.935	296.935	296.935

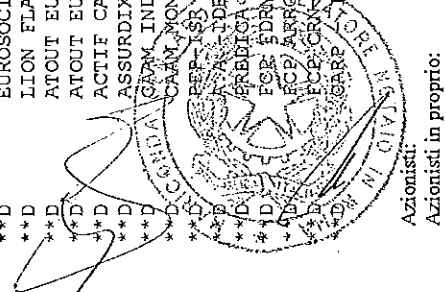



Assemblea Ordinaria del 19 aprile 2011
(2^ Convocazione del 20 aprile 2011)

LISTA ESITO DELLE VOTAZIONE
Oggetto: Adeguamento del Piano di Stock Option 2009

FAVOREVOLI

Badge	Ragione Sociale	Proprio	Delega	Totale
**D	ISHARES PUBLIC LIMITED COMPANY	405.141	405.141	405.141
**D	ISHARES II PUBLIC LIMITED COMPANY	252.071	252.071	252.071
**D	ISHARES III PUBLIC LIMITED COMPANY	1.682	1.682	1.682
**D	BLACKROCK AM DE FOR ISHARES EURO STOXX (DE)	57.332	57.332	57.332
**D	BLACKROCK AM DE FOR ISHARES STOXX EUROPE MID 200 (DE)	68.452	68.452	68.452
**D	BLACKROCK AM DE FOR ISHARES STOXX EU 600 IND GOODS+SERVICES	32.383	32.383	32.383
**D	BLACKROCK AM DE FOR ISHARES STOXX EUROPE 600 (DE)	75.861	75.861	75.861
**D	SOUTHERN CA UNITED FOOD COMMERCIAL WORKERS UNION FOOD EMPLOYERS	23.315	23.315	23.315
**D	STRUCTURA-ASYMTRY EUROPE EQUITIES	3.363	3.363	3.363
**D	STRUCTURA - SMART EURO EQUITIES	5.153	5.153	5.153
**D	FCP AGIRC INDO	28.500	28.500	28.500
**D	EVOLUTIS	69.584	69.584	69.584
**D	REUNICA CAAM ACTIONS	12.275	12.275	12.275
**D	NADAUD	16.181	16.181	16.181
**D	GRD IFC 97	22.763	22.763	22.763
**D	CAAM ACTIONS INTERNATIONALES	101	101	101
**D	INDOCAM FLAME	33.592	33.592	33.592
**D	QUERCUS	30.631	30.631	30.631
**D	CAAM SELECT EURO	124.997	124.997	124.997
**D	CAAM ACTIONS EURO CA-MF	36.694	36.694	36.694
**D	FCP PORTFOLIO ACTIONS EUROPE	61.560	61.560	61.560
**D	ACTIF CANTON CREDIT AGRICOLE	4.600.000	4.600.000	4.600.000
**D	CAAM ACTIONS DURABLES	15.000	15.000	15.000
**D	FCP VOLTA	18.625	18.625	18.625
**D	GRD ACTIONS ZONE EURO	27.047	27.047	27.047
**D	GRD 10 - CREDIT AGRICOLE ASSET	166.685	166.685	166.685
**D	SICAV 5000	172.848	172.848	172.848
**D	CAAM DYNALION EUROPE (CA) - L025	78.155	78.155	78.155
**D	EUROSOCIETALE	31.000	31.000	31.000
**D	LION FLAME	28.414	28.414	28.414
**D	ATOUT EUROLAND	347.224	347.224	347.224
**D	ATOUT EUROPE MONDE	37.043	37.043	37.043
**D	ACTIF CANTON LCL	518.000	518.000	518.000
**D	ASSURDIX	29.851	29.851	29.851
**D	CAAM INDEX EUROPE	12.133	12.133	12.133
**D	CAAM MONETAIRE PEA	2.928.000	2.928.000	2.928.000
**D	REF-158	740	740	740
**D	CAAM IDEAM-ISR	2.800	2.800	2.800
**D	ERABIGA CISR EUROPE	6.300	6.300	6.300
**D	FCP FERN, SGAM	32.000	32.000	32.000
**D	FCP ARREG/ LONG TERME D	62.000	62.000	62.000
**D	FCP CRN-SOGE ACTIONS	33.938	33.938	33.938
**D	FCP CRN-SOGE ACTIONS	93.000	93.000	93.000





Assemblea Ordinaria del 19 aprile 2011
(2^ Convocazione del 20 aprile 2011)

LISTA ESITO DELLE VOTAZIONE
Oggetto: Adeguamento del Piano di Stock Option 2009

FAVOREVOLI

Badge	Ragione Sociale	Proprio	Delega	Totale
**D	FCP RSI EURO P	104.326	104.326	104.326
**D	FCP ICARE	6.602	6.602	6.602
**D	FCP ERAEP ACTIONS INTERNATIONALES II SSGA	6.908	6.908	6.908
**D	FCP ERAEP ACTIONS EUROSI EDEAM	57.750	57.750	57.750
**D	FCP VILLIERS DIVERSIFIE SGAM	295.000	295.000	295.000
**D	FCP VILLIERS DIVERSIFIE AMUNDI	215.735	215.735	215.735
**D	FCP ERAEP ACTIONS EURO54 BTF P	140.000	140.000	140.000
**D	FONDS DE RESERVE POUR LES RETRAITES	426.275	426.275	426.275
**D	AMUNDI FUNDS GEMS EUROPE ACCOUNT	5.574	5.574	5.574
**D	AMUNDI FUNDS INDEX EURO ACCOUNT	22.747	22.747	22.747
**D	AMUNDI FUNDS INDEX EUROPE ACCOUNT	21.155	21.155	21.155
**D	AMUNDI FUNDS SELECT EURO	17.983	17.983	17.983
**D	AVIVA UKGI INVESTMENTS LIMITED	9.818	9.818	9.818
**D	RAILWAYS PENSION TRUSTEE COMPANY LTD	471.777	471.777	471.777
**D	PRINCIPAL FUNDS INC- INTERNATIONAL	7.501	7.501	7.501
**D	PRINCIPAL VARIABLE CONTRACTS FUND	228	228	228
**D	UNISUPER	16.066	16.066	16.066
**D	CONSTRUCTION AND BUILDING UNIONS	11.153	11.153	11.153
**D	AK STEEL CORPORATION MASTER PENSION TRUST	1.674	1.674	1.674
**D	THE PRUDENTIAL SERIES FUND INC-FLEXIBLE MANAGED PORTFOLIO	540	540	540
**D	THE PRUDENTIAL SERIES FUND INC	677	677	677
**D	THE PRUDENTIAL INVESTMENT PORTFOLIOS INC DRYDEN ACTIVE ALLOCATION	387	387	387
**D	WISDOMTREE DEFA FUND	29.230	29.230	29.230
**D	WISDOMTREE DEFA EQUITY INCOME FUND	16.745	16.745	16.745
**D	WISDOMTREE GLOBAL EQUITY INCOME FUND	4.269	4.269	4.269
**D	WISDOMTREE INTERNATIONAL DIVIDEND	69.348	69.348	69.348
**D	CF MACQUARIE GLOBAL INFRASTRUCTURE SECURITIES FUND	174.086	174.086	174.086
**D	STANDARD LIFE INVESTMENTS GLOBAL SICAV	28.687	28.687	28.687
**D	MLC LIMITED	2.472	2.472	2.472
**D	ING WISDOMTREE GLOBAL HIGH-YIELDING	12.442	12.442	12.442
**D	ING INTERNATIONAL INDEX PORTFOLIO	10.300	10.300	10.300
**D	BOA PERAMETRIC	1.221	1.221	1.221
**D	PRINCIPAL FUNDS INC INTERNATIONAL VALUE FUND 1	4.300	4.300	4.300
**D	WISDOMTREE INTERNATIONAL HEDGE EQUITY FUND	1.534	1.534	1.534
**D	ALLSTATE INSURANCE COMPANY	43.961	43.961	43.961
**D	VIRTUS GLOBAL INFRASTRUCTURE FUND	89.640	89.640	89.640
**D	PRINCIPAL FUNDS INC.-INTERNATIONAL EQUITY INDEX FUND	11.861	11.861	11.861
**D	GOLEMAN SACHS INSTITUTIONAL FUNDS PLC	12.353	12.353	12.353
**D	HSHBC BANK (CAYMAN) LIMITED	8.156	8.156	8.156
**D	ALASKA PERMANENT FUND CORPORATION	394.908	394.908	394.908
**D	ALASKA PERMANENT FUND CORPORATION	53.591	53.591	53.591
**D	EVER EQUITY FUND	4.332	4.332	4.332
**D	ALLIANT TECHSYSTEMS INC DEFINED BENEFIT MAST	6.482	6.482	6.482




Assemblea Ordinaria del 19 aprile 2011
(2^ Convocazione del 20 aprile 2011)

LISTA ESITO DELLE VOTAZIONE
Oggetto: Adeguamento del Piano di Stock Option 2009

FAVOREVOLI

Badge	Ragione Sociale	Proprio	Delega	Totale
**D	AZL INTERNATIONAL INDEX FUND	9.918	9.918	9.918
**D	BLUE CROSS BLUE SHIELD OF NORTH CAROLINA RETIR	17.839	17.839	17.839
**D	BELLSOUTH CORP RFA VEBE TRUST FOR NONREPRESENTABLE EMPLOYEES	1.225	1.225	1.225
**D	BELLSOUTH CORPORATION RFA VEBE TRUST	6.623	6.623	6.623
**D	CALIFORNIA STATE AUTOMOBILE ASSOCIATION-INSURANCE BUREAU	59.348	59.348	59.348
**D	CHILDRENS HOSPITAL LOS ANGELES.	11.945	11.945	11.945
**D	THE CANADA LIFE ASSURANCE COMPANY	2.918	2.918	2.918
**D	CF INTERNATIONAL STOCK INDEX FUND	16.314	16.314	16.314
**D	BNY MELLON EB COLLECTIVE INVESTMENT FUND PLAN	35.751	35.751	35.751
**D	ADVANTAGE FUNDS INC - GLOBAL ALPHA FUND	443	443	443
**D	DREXFUS INDEX FUNDS INC DREXFUS INTERNATIONAL STC	15.086	15.086	15.086
**D	DT INTERNATIONAL STOCK INDEX FUND	29.582	29.582	29.582
**D	COUNTY EMPLOYEES ANNUITY AND BENEFIT FUND OF COOK COUNTY	5.592	5.592	5.592
**D	EATON VANCE CORPORATION	244	244	244
**D	EMO GLOBAL INFRASTRUCTURE FUND	267.840	267.840	267.840
**D	FIDELITY CONCORD STREET TRUST: SPARTAN INTERNATIONAL INDEX FD	244.115	244.115	244.115
**D	MARSHFIELD CLINIC MASTER TRUST.	60.000	60.000	60.000
**D	FIRE AND POLICE PENSION ASSOCIATION OF COLOR	5.251	5.251	5.251
**D	FIRE AND POLICE PENSION ASSN OF COLORADO	7.572	7.572	7.572
**D	THE GREAT-WEST LIFE ASSURANCE COMPANY	3.109	3.109	3.109
**D	DELAWARE MACQUARIE GLOBAL INFRASTRUCTURE FUND	32.329	32.329	32.329
**D	LONDON LIFE INSURANCE COMPANY	9.206	9.206	9.206
**D	LUCENT TECHNOLOGIES INC. MASTERPENSION TRUST	6.871	6.871	6.871
**D	LVIP SSGA INTERNATIONAL INDEX FUND	11.273	11.273	11.273
**D	LOUISIANA STATE EMPLOYEES' RETIREMENT SYSTEM	1.470	1.470	1.470
**D	TEACHERS' RETIREMENT SYSTEM OF LOUISIANA	2.108	2.108	2.108
**D	MELLON BANK NA EMPLOYEE BENEFIT COLLECTIVE INVESTMENT	159.163	159.163	159.163
**D	CERVURITE INTERNATIONAL LLC	3.355	3.355	3.355
**D	MUNICIPAL FIRE AND POLICE RETIREMENT SYSTEM OF	1.735	1.735	1.735
**D	EMPLOYEE RETIREMENT INCOME PLAN TRUST OF 3M COM	2.742	2.742	2.742
**D	MARANIC II LLC	581	581	581
**D	MANVILLE PERSONAL INJURY SETTLEMENT TRUST	2.614	2.614	2.614
**D	MERCY INVESTMENT SERVICES	4.823	4.823	4.823
**D	PUBLIC EMPLOYEES RETIREMENT SYSTEM OF MISSISSIPPI	21.403	21.403	21.403
**D	INVESCO FONDS CAT 2 SPERRKONTO	150.525	150.525	150.525
**D	TREASURER OF THE STATE OF NORTH CAROLINA EQUITY INVESTMENT FUND POOLED	43.189	43.189	43.189
**D	METROPOLITAN EMPLOYEE BENEFIT SYSTEM	54.145	54.145	54.145
**D	ROGERS CASEY TARGET SOLUTIONS LLC.	9.048	9.048	9.048
**D	THE PENSION PLAN FOR EMPLOYEES OF MARINE ATLANTIC INC.	48.370	48.370	48.370
**D	THE XSTRATA CANADA PENSION FUNDS TRST FOREIGN EQUITY FDTY FD	54.497	54.497	54.497
**D	NSP MONTICELLO MINNESOTA RETAIL QUALIFIED TRUST	1.344	1.344	1.344
**D	NSP MINNESOTA PRAIRIE I RETAIL QUALIFIED TRUST	1.080	1.080	1.080
**D	NSP MINNESOTA RETAIL PRAIRIE II QUALIFIED TRUST	1.160	1.160	1.160




Assemblea Ordinaria del 19 aprile 2011
(2^ Convocazione del 20 aprile 2011)

LISTA ESITO DELLE VOTAZIONE
Oggetto: Adeguamento del Piano di Stock Option 2009

FAVOREVOLI

Badge	Ragione Sociale	Proprio	Delega	Totale
**D	PUBLIC EMPLOYEES RETIREMENT SYSTEM OF NEVADA	77.407	77.407	77.407
**D	NEW YORK STATE DEFERRED COMPENSATION PLAN	3.048	3.048	3.048
**D	HYDRO ONE PENSION PLAN	13.654	13.654	13.654
**D	OLEARY GLOBAL INFRASTRUCTURE YIELD FUD	50.372	50.372	50.372
**D	PUBLIC EMPLOYEES RETIREMENT SYSTEM OF NEVADA	44.200	44.200	44.200
**D	OPEC FUND FOR INTERNATIONAL DEVELOPMENT	593	593	593
**D	PACIFIC GAS AND ELECTRIC QUALIFIED CPUC DECOMMISSIONING TRUST	10.048	10.048	10.048
**D	PANAGORA GROUP TRUST	963	963	963
**D	PG&E POSTRET. MEDICAL PLAN TR.MGMT & NONBARGAINING	1.426	1.426	1.426
**D	UPMC BASIC RETIREMENT PLAN MASTER TRUST	5.408	5.408	5.408
**D	PENSION RESERVES INVESTMENT TRUST FUND	90.196	90.196	90.196
**D	PUBLIC EMPLOYEE RETIREMENT SYSTEM OF IDAHO	16.610	16.610	16.610
**D	ARIZONA PSRPS TRUST	14.015	14.015	14.015
**D	QUEEN'S UNIVERSITY AT KINGSTON	100	100	100
**D	RENAISSANCE GLOBAL INFRASTRUCTURE FUND	218.799	218.799	218.799
**D	AT&T UNION WELFARE BENEFIT TRUST	43.060	43.060	43.060
**D	SEMPRA ENERGY PENSION MASTER TRUST	10.549	10.549	10.549
**D	SAN DIEGO GAS AND ELEC CO NUCLEAR FACILITIES QUAL DEC	5.468	5.468	5.468
**D	TD EMERALD INTERNATIONAL EQUITYINDEX FUND	42.097	42.097	42.097
**D	TD INTERNATIONAL INDEX FUND	5.537	5.537	5.537
**D	TD EUROPEAN INDEX FUND	1.384	1.384	1.384
**D	TEXAS EDUCATION AGENCY	77.504	77.504	77.504
**D	IMPERIAL INTERNATIONAL EQUITY POOL	11.654	11.654	11.654
**D	TREASURER STATE OF MISSISSIPPI.	18.685	18.685	18.685
**D	TEXTRON INC.	103.675	103.675	103.675
**D	UNIVERSITY OF PITTSBURGH MEDICAL CENTER SYSTE	16.175	16.175	16.175
**D	QWEST PENSION TRUST	12.176	12.176	12.176
**D	UNITED TECHNOLOGIES CORP. MASTER RETIREMENT TR	55.952	55.952	55.952
**D	VIRGINIA RETIREMENT SYSTEM	67.252	67.252	67.252
**D	THE BOSTON COMMON INTNL SOCIAL INDEX FUND, LLC	3.025	3.025	3.025
**D	FOREST FOUNDATION	74	74	74
**D	SEQUOIA FUNDATION	64	64	64
**D	STEWARDSHIP FOUNDATION	175	175	175
**D	WBM TRUST NUMBER ONE	303	303	303
**D	1975 IRREVOCABLE TRUST OF CD MEYERHAUSER	582	582	582
**D	1973 IRREVOCABLE TRUST OF CD MEYERHAUSER	193	193	193
**D	GIBC INTERNATIONAL INDEX FUND	4.456	4.456	4.456
**D	GIBS EUROPEAN INDEX FUND	2.242	2.242	2.242
**D	CIBC ROOLED INTERNATIONAL EQUITY INDEX FUND	2.472	2.472	2.472
**D	ENDOWMENT FUND OF UNITED NATIONS UNIVERSITY	37.506	37.506	37.506
**D	INTERNATIONAL BANK FOR RECONSTRUCTION AND DEVELOPMENT	6.871	6.871	6.871
**D	INTERNATIONAL BANK FOR RECONSTRUCTION AND DEVELOPMENT	22.108	22.108	22.108
**D	STICHTING PENSIOENFONDS HORECA & CATERING	39.041	39.041	39.041
**D	BERRY SPRE COUNTY COUNCIL SUPERANNUATION FUND	39.041	39.041	39.041




Assemblea Ordinaria del 19 aprile 2011
(2^ Convocazione del 20 aprile 2011)

LISTA ESITO DELLE VOTAZIONE

Oggetto: Adeguamento del Piano di Stock Option 2009

FAVOREVOLI

Badge	Ragione Sociale	Proprio	Delega	Totale
**D	NATIONAL PENSIONS RESERVE FUND/COMMISSION		233.731	233.731
**D	ESB GENERAL EMPLOYEES SUPERANNUATION SCHEME		227.297	227.297
**D	SOMERSET COUNTY COUNCIL PENSIONFUND		22.381	22.381
**D	MULTILATERAL INVESTMENT GUARANTEE AGENCY		625	625
**D	STICHTING RABOBANK PENSIOENFONDS		9.693	9.693
**D	PETELAAR EFFECTENBEWAARBEDRIJF.N.V.		17.500	17.500
**D	SRLEV NV INZ. AAND. POOL INT. MNDT SNS ASSET MNG		73.500	73.500
**D	STG PFDSV/D GRAFISCHE		22.289	22.289
**D	STICHTING PENSIOENFONDS VOOR DE GRAFISCHE BEDRIJVEN		70.000	70.000
**D	PETELAAR EFFECTENBEM INZ SNSRESP IND FND		30.852	30.852
**D	ING GLOBAL EQUITY DIVIDEND AND PREMIUM OPPORTUNITY FUND		761.853	761.853
**D	QUEENSLAND INVESTMENT CORPORATION		26.043	26.043
**D	INVESCO FUNDS		443.953	443.953
**D	ING INTERNATIONAL HIGH DIVIDEND EQUITY INCOME FUND		20.268	20.268
**D	PICTET NON-US EQUITY OFFSHORE MAST		96.096	96.096
**D	NON US EQUITY MANAGERS PORTEFOLIO 5 OFFSHORE MASTER LP		45.992	45.992
**D	INVESCO PERPETUAL EUROPEAN EQUITY INCOMETRUST		122.355	122.355
**D	INVESCO PERPETUAL EUROPEAN HIGHINCOME FUND		8.209	8.209
**D	INVESCO PERPETUAL EUROPEAN EQUITY FD		2.256.328	2.256.328
**D	JANA PASSIVE GLOBAL SHARE TRUST		13.997	13.997
**D	INVESCO FUNDS SERIES		106.050	106.050
**D	STATE PUBLIC SECTOR SUPERANNUATION SCHEME		50.802	50.802
**D	TELSTRA SUPERANNUATION SCHEME		73.803	73.803
**D	BERTANI PIER GIORGIO	1.000		1.000
2102	BERTANI PIER GIORGIO	1		1
2126	CARADONNA GIANFRANCO MARIA	1		1
2225	AMADIO VITTORIO	5		5
2255	D'ATRI MARIANNA			
DE*	D&C GOVERNANCE S.R.L.			
DE*	INVESTIMENTI SUD ITALIA S.R.L.			
2284	AVERARDI GIOVANNI			
DE*	ALLENZA TORO SPA		73.654	73.654
DE*	ASSICURAZIONI GENERALI S.P.A.		16.509.924	16.509.924
DE*	GENERPELLIFE SPA		3.150	3.150
5057	MINCATO NICOLETTA			
DA*	FONDAZIONE CASSA DI RISPARMIO			
811	VALLE MARCO			
DE*	DE GRADA GLOBALLIANZ GLOBAL INVESTOR ITALIA SGR SPA ALLIANZ AZIONI ITALIA			
863	GIUSMANI MAURO		370.000	370.000
DE*	SCHENAVENTOTTO S.P.A.			
98	PIEDINI LUCIANO		199.799.318	199.799.318
DE*	FIGLIO SERVIZI AMBIENTALI E BONIFICHE SRL		53.014.827	53.014.827
DE*	BONIFICHE SRL		1.000*	1.000*
26.588.098			26.588.098	26.588.098



Assemblea Ordinaria del 19 aprile 2011
(2^ Convocazione del 20 aprile 2011)

LISTA ESITO DELLE VOTAZIONE

Oggetto: **Adeguamento del Piano di Stock Option 2009**

Badge	Ragione Sociale
Totale voti	376.239.314
Percentuale votanti %	91,181066
Percentuale Capitale %	62,675514

FAVOREVOLI

Proprio	Delega	Totale
---------	--------	--------


680 Teste:
9 Azionisti in delega:

Pagina 24

16
671



Assemblea Ordinaria del 19 aprile 2011
(2^ Convocazione del 20 aprile 2011)



ESITO VOTAZIONE

Oggetto : Ulteriori piani di incentivazione

Hanno partecipato alla votazione:

-n° 862 azionisti,

portatori di n° 412.628.774 azioni ordinarie, tutte ammesse al voto.

Hanno votato:

		8 su Azioni Ordinarie
Favorevoli	325.362.895	78,851238
Contrari	86.584.597	20,983655
Astenuti	681.282	0,165108
Non Votanti	0	0,000000
Totale	412.628.774	100,000000




Assemblea Ordinaria del 19 aprile 2011
(2^ Convocazione del 20 aprile 2011)

LISTA ESITO DELLE VOTAZIONE
Oggetto: Ulteriori piani di incentivazione

CONTRARI

Badge	Ragione Sociale	Proprio	Delega	Totale
2092	DE COSMO LEONARDO		5.502	5.502
**D	SCUDDER VARIABLE SERIES II - SCUDDER INTERNATIOI SELECT PORTFOLIO		46.907	46.907
**D	SCHWAB INTERNATIONAL INDEX FUND		8.831	8.831
**D	MORGAN GRENFELL INTERNATIONAL SELECT EQUITY FUND		30.211	30.211
**D	SEI INST INVEST TRUST WORLD EQ EX-US FUN		4.200	4.200
**D	MATB NISSAY/PANAGORA GLOBAL EQUITY PASSIVE FUND		534	534
**D	BBH/MTBJ/NISSAY/PANAGORA FORGN EQ INDEX MOTHER FND		10.371	10.371
**D	BBH/THE MT BOJ LTD RE:GLB EQUITITIES INDX MOTHER FD	1.318.570	1.318.570	1.318.570
**D	FIDELITY FUNDS SICAV		1.914	1.914
**D	OFI INSTITUTIONAL INTERNATIONAL INDEX FU		8.991	8.991
**D	3 TO 1 DIVERSIFIED EQUITY FUND		393	393
**D	SEI INST INV TRUST SCREENED WORL		5.049	5.049
**D	SDA INTERNATIONAL EQUITY INDEX FUND		9.622	9.622
**D	SCHWAB FUNDAMENTAL INTER LARGE COMP IN FUND		6.789	6.789
**D	FCPE GPE FORD FR.BNP DIV ND		4.674	4.674
**D	FCPE LIMACTIF		8.109	8.109
**D	FCPE KONE INVESTISSEMENT		8.074	8.074
**D	FCPE BMS ACTIONS		6.060	6.060
**D	FCPE DIVERSIMONDE		66.634	66.634
**D	FCP BNP ACTIONS PEA EURO		4.222	4.222
**D	FCP BNP ACTION EUROPE		23.956	23.956
**D	FCP NF GALILEE		37.444	37.444
**D	FCP FIMA EUROPE		10.784	10.784
**D	CRCEF BNRP AM		31.866	31.866
**D	MAIF INVEST RESPO EUROPE		41.968	41.968
**D	NATEXIS PERFORMANCE I		4.462	4.462
**D	FCP BNP PEAS GEST PRUDENT		5.789	5.789
**D	INVESCO ACTIONS EUROPE		304.318	304.318
**D	FCP BNPPBAS GEST EQUILIBRE		15.386	15.386
**D	BNP PBAS GEST DYNAMIQUE		9.429	9.429
**D	EASY ETF DU EURO STOXX		5.466	5.466
**D	FCPE SAUR EPARGNE		18.039	18.039
**D	FCPE FDS DIVERSIF.TEL 1		4.511	4.511
**D	FCP MISTRAL		7.628	7.628
**D	FCPE NF COLLINES IN		202.459	202.459
**D	FCPE MULTIPAR EQ. SOC. RES		19.252	19.252
**D	FCPE MULTIPAR ACTS SR		53.469	53.469
**D	MULTIPAR SOLIDAIRE DYNA SR		33.347	33.347
**D	FCPE AIR FRANCE IFC2		9.078	9.078
**D	FCPE BNP ETHIENS		231.456	231.456
**D	FCPE FORNIS ETOILE FCR		21.260	21.260
**D	FCPE REUNICA FORTIS		60.558	60.558

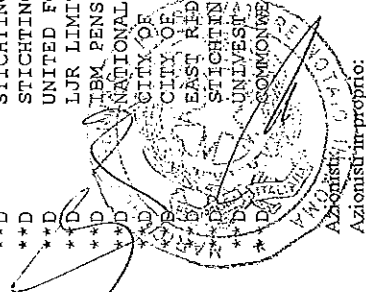



Assemblea Ordinaria del 19 aprile 2011
(2^ Convocazione del 20 aprile 2011)

LISTA ESITO DELLE VOTAZIONE
Oggetto: Ulteriori piani di incentivazione

CONTRARI

Badge	Ragione Sociale	Proprio	Delega	Totale
**D	ASSOCIATION VALENTIN HAUY FOUR LE BIEN D		6.611	6.611
**D	FCP BNPP ACT EURO ALPHA		805.331	805.331
**D	FCPE MASTERFOODS		15.126	15.126
**D	AGIPI MONDE DURABLE		68.417	68.417
**D	FCP AXA EUROPE DU SUD		23.993	23.993
**D	HENDERSON EUROPEAN ENHANCED EQUITY FUND		52.306	52.306
**D	PARVEST		263.582	263.582
**D	EASYETF NMX30 INFRASTRUCTURE GLOBAL FCP		36.168	36.168
**D	PARWORLD		16.273	16.273
**D	CSA L EQUITY EURO NEW	420		420
**D	CSA L EQUITY WORLD	881		881
**D	CSA L EUROPEAN LARGE CAPS	20.077		20.077
**D	CSA L EQUITY SRI EUROPE	107		107
**D	CSA L GLOBAL QUANT EQUITY POOL	71		71
**D	BNP PARIBAS L I	7.154		7.154
**D	CSA B EQUITY EURO	10.366		10.366
**D	CSA B EUROPEAN LARGE CAP	12.427		12.427
**D	CSA EQUITY SRI EUROPE	7.987		7.987
**D	CSA B PENSION EQ EMU L.C.D.	320		320
**D	BNP PARIBAS INSTITUTIONAL I	13.494		13.494
**D	ENHANCED INDEX INTERNATIONAL SHARE FUND	43.047		43.047
**D	PICNET & CIE/NON RES EXEMPT GCT	23.987		23.987
**D	FDT ETHOS	5.585		5.585
**D	A I DUPONT TESTAMENTARY TRUST	10.800		10.800
**D	FORD MOTOR COMPANY DEFINED BENEFIT	6.244		6.244
**D	LEGAL&GENERAL EUROPEAN INDEX TRUST	239.032		239.032
**D	RBS LEGAL E GENERAL INTL INDEX TRUST	5.480		5.480
**D	NORTHERN GLOBAL SUSTAINABILITY INDEX FUN	2.607		2.607
**D	NATIONAL RAILROAD INVESTMENT TRUST	62.382		62.382
**D	NATIONAL RAILROAD RET INVESTMENT TRUST PUBL FUND	168.885		168.885
**D	NEW ZEALAND SUPERANNUATION FUND	10.375		10.375
**D	STICHTING PENSIOENFONDS VAN DE METALEKTR	7.717		7.717
**D	STICHTING BEDRIJFSPENSIOENFONDS VOOR	19.733		19.733
**D	UNITED FOOD WORKERS UNION INDUSTRY	561		561
**D	LJR LIMITED PARTNERSHIP	8.420		8.420
**D	TBM PENSION PLAN	34.808		34.808
**D	NATIONAL COUNCIL FOR SOCIAL SEC FUND	6.111		6.111
**D	CITY OF REGINA POLICE PENSION PLAN	6.736		6.736
**D	CITY OF REGINA CIVIC SUPER BENEFIT	43.960		43.960
**D	EAST RADING PENSION FUND	21.000		21.000
**D	STICHTING DELA DEPOSITARY AND MANAGEMENT	16.867		16.867
**D	UNIVERSITY OF COMMONWEALTH OF PENNSYLVANIA - PUBLIC SCHOOL EMPLOYEES' RETIREMENT SYSTEM	31.811		31.811
**D	UNIVERSITY OF COMMONWEALTH OF PENNSYLVANIA - PUBLIC SCHOOL EMPLOYEES' RETIREMENT SYSTEM	27.417		27.417



Assemblea Ordinaria del 19 aprile 2011
(2^ Convocazione del 20 aprile 2011)

LISTA ESITO DELLE VOTAZIONE
Oggetto: Ulteriori piani di incentivazione

CONTRARI

Badge	Ragione Sociale	Proprio	Delega	Totale
**D	T. ROWE PRICE FUNDS SICAV	333	333	333
**D	JPMORGAN INVESTMENT FUNDS	80.880	80.880	80.880
**D	SCHRODER INTERNATIONAL SELECTION FUND	149.293	149.293	149.293
**D	BLACKROCK AUSTRALIA LTD AS RESPONSIBLE E	36.792	36.792	36.792
**D	LABOR PENSION FUND SUPERVISORY COMMITTEE-LABOR RETIREMENT FUND	3.895	3.895	3.895
**D	LABOR PENSION FUND SUPERVISORY COMMITTEE	2.142	2.142	2.142
**D	SEFSAI AIF THE SSFS - GLOBAL LISTED INFRASTRUCTURE SECTOR TRUST	646.905	646.905	646.905
**D	THE BOEING COMPANY EMPLOYEE RETIREMENT P	124.389	124.389	124.389
**D	BLACKROCK INDEXED ALL-COUNTRY EQUITY FUN	1.380	1.380	1.380
**D	HARTFORD LIFE INSURANCE COMPANY	9.528	9.528	9.528
**D	SIJOITUSRAHASTO ALFRED BERG GLOBAL	7.374	7.374	7.374
**D	SIJOITUSRAHASTO ALFRED BERG EUROPE	67.950	67.950	67.950
**D	FIDELITY INVESTMENT FUNDS - EUROPEAN FUN	4.340.340	4.340.340	4.340.340
**D	FIDELITY EUROPEAN VALUES PLC	974.904	974.904	974.904
**D	AMONIS NV	3.727	3.727	3.727
**D	FIDELITY INSTITUTIONAL FUNDS ICVC - FIDE	585.253	585.253	585.253
**D	FIDELITY INSTITUTIONAL PAN EUROPEAN FUND	43.382	43.382	43.382
**D	EQ ADVISORS TRUST - EQ/INTERNATIONAL COR	15.177	15.177	15.177
**D	NVIT INTERNATIONAL INDEX FUND	33.746	33.746	33.746
**D	CHURCH COMMISSIONERS FOR ENGLAND	8.266	8.266	8.266
**D	GOVERNMENT OF NORWAY	14.197.489	14.197.489	14.197.489
**D	JNL/MELLON CAPITAL MANAGEMENT INTERNATIO	30.591	30.591	30.591
**D	EQ ADVISORS - AXA TACTICAL MANAGER INTER	18.773	18.773	18.773
**D	VANTAGEPOINT OVERSEAS EQUITY INDEX FUND	5.383	5.383	5.383
**D	COMMINGLED PENSION TRUST FUND (INTERNATI	22.152	22.152	22.152
**D	STATE OF INDIANA, PUBLIC EMPLOYEES' RETI	18.454	18.454	18.454
**D	JP MORGAN CHASE RETIREMENT PLAN	66.333	66.333	66.333
**D	EQ ADVISORS TRUST- EQ/TEMPLETON GLOBAL E	3.025	3.025	3.025
**D	EQ ADVISORS TRUST - EQ/GLOBAL MULTI-SECT	20.142	20.142	20.142
**D	EMPLOYEES RETIREMENT SYSTEM OF TEXAS.	139.025	139.025	139.025
**D	AXA PREMIER VIP TRUST - MULTIMANGER INTE	9.901	9.901	9.901
**D	JPMORGAN INTERNATIONAL EQUITY INDEX FUND	47.035	47.035	47.035
**D	NATIONWIDE INTERNATIONAL INDEX FUND	43.911	43.911	43.911
**D	T ROWE PRICE INTERNATIONAL INDEX FUND, I	13.133	13.133	13.133
**D	BLACKROCK ASSET MANAGEMENT PENSIONS LIMI	1.142.408	1.142.408	1.142.408
**D	BLACKROCK INDEX SELECTION FUND	133.211	133.211	133.211
**D	BLACKROCK ACTIVE EQUITY FUNDS (DUBLIN) P	1.525	1.525	1.525
**D	GOLDMAN SACHS TRUST - GOLDMAN SACHS STRUCTURED INTERNATIONAL TAX-MANAGED EQUITY	457.900	457.900	457.900
**D	SCHRODER GLOBAL EQUITY INCOME FUND	77.323	77.323	77.323
**D	JPMORGAN EUROPEAN INVESTMENT TRUST PLC	10.912	10.912	10.912
**D	ALLIANCE UK & EUROPEAN INVESTMENT FUNDS -	59.077	59.077	59.077
**D	THE MASTER TRUST BANK OF JAPAN LTD AS TRUSTEE FOR MTBJ400045825	22.768	22.768	22.768
**D	THE MASTER TRUST BANK OF JAPAN, LTD. AS TRUSTEE FO FOR MTBJ400045826	321.539	321.539	321.539

[Handwritten signature]



Assemblea Ordinaria del 19 aprile 2011
(2^ Convocazione del 20 aprile 2011)

LISTA ESITO DELLE VOTAZIONE
Oggetto: Ulteriori piani di incentivazione

CONTRARI

Badge	Ragione Sociale	Proprio	Delega	Totale
**D	THE MASTER TRUST BANK OF JAPAN, LTD. AS TRUSTEE FOR MUTB400045792	288.034	288.034	288.034
**D	NORGES BANK	249.210	249.210	249.210
**D	MASTER INTERNATIONAL INDEX SERIES OF QUA	25.136	25.136	25.136
**D	BLACKROCK ASSET MANAGEMENT PENSIONS LIMITED	12.160	12.160	12.160
**D	JAPAN TRUSTEE SERVICES BANK LTD AS TRUST	26.767	26.767	26.767
**D	AXA-EB 510	1.036	1.036	1.036
**D	T.ROWE PRICE RETIREMENT DATE TRUST	7.416	7.416	7.416
**D	BOMBARDIER TRUST U.S. MASTER TRUST	39.105	39.105	39.105
**D	EQ ADVISORS TRUST-AXA TACTICAL MANAGER INTERNATIONAL PORTFOLIO 1	6.795	6.795	6.795
**D	MMA PRAXIS INTERNATIONAL INDEX FUND	2.117	2.117	2.117
**D	WEST SUBURBAN RETIREMENT INCOME PLAN	206	206	206
**D	RESURRECTION HEALTH CARE PENSION PLAN	710	710	710
**D	RESURRECTION HEALTH CARE	1.577	1.577	1.577
**D	GLORYA KAUFMAN MARITAL TRUST	812	812	812
**D	T ROWE PRICE REAL ASSETS FUND INC	102.847	102.847	102.847
**D	EPWORTH INVESTMENT FUND	3.819	3.819	3.819
**D	FIRST STATE GLOBAL OPPORTUNITIES FUND	55.653	55.653	55.653
**D	WEST MIDLANDS METROPOLITAN AUTHORITY	78.749	78.749	78.749
**D	WEST YORKSHIRE PENSION FUND	36.750	36.750	36.750
**D	CANADA POST CORPORATION PENSION PLAN	313.451	313.451	313.451
**D	MANULIFE INTERNATIONAL EQUITY INDEX FUND	3.098	3.098	3.098
**D	MANULIFE INTERNATIONAL EQUITY (83)	25.614	25.614	25.614
**D	MANULIFE INTERNATIONAL EQUITY FUND	100.930	100.930	100.930
**D	UNITED ENHANCED INCOME FUND	226.298	226.298	226.298
**D	BOMBARDIER TRUST (CANADA) REAL RETURN AS	200.233	200.233	200.233
**D	THE BOMBARDIER TRUST (UK)	428.550	428.550	428.550
**D	SELECT INCOME ADVANTAGE MANAGED TRUST	5.060	5.060	5.060
**D	YIELD ADVANTAGE INCOME FUND	458.310	458.310	458.310
**D	CI CORPORATE CLASS LTD	37.525	37.525	37.525
**D	SIGNATURE INCOME E GROWTH FUND	26.565	26.565	26.565
**D	SIGNATURE HIGH INCOME FUND	10.323	10.323	10.323
**D	SKYLON GROWTH E INCOME TRUST	64.967	64.967	64.967
**D	BELL ALIANT REGIONAL COMMUNICATIONS INC	1.100	1.100	1.100
**D	PF (LUX) EUR. SUSTAINABLE EQ PO L	16.851	16.851	16.851
**D	INVESTMENT MANAGEMENT UNIT SEI INVESTMENTS, ATTN NOREEN PARK	648	648	648
**D	JAPAN TRUSTEE SERVICES BANK LTD RB DBU STRATEGY ME (TAX-EXEMPT QII)	2.100	2.100	2.100
**D	FIDELITY ACTIVE STRATEGY SICAV	108.058	108.058	108.058
**D	FHE FUNDS OF THE FUT FD	10.487	10.487	10.487
**D	SHENAURE DIVERSIFIED YIELD TRUST	867.465	867.465	867.465
**D	TRIDOS SICAV I	68.126	68.126	68.126
**D	MACQUARIE GLOBAL INFRASTRUCTURE TOTAL RE	980.079	980.079	980.079
**D	DUKE ENERGY CORPORATION MASTER RET	263.308	263.308	263.308
**D	T ROWE CONCENTRATED INTERNAT EQUITY FUND	8.346	8.346	8.346




Assemblea Ordinaria del 19 aprile 2011
(2^ Convocazione del 20 aprile 2011)

LISTA ESITO DELLE VOTAZIONE
Oggetto: Ulteriori piani di incentivazione

CONTRARI

Badge	Ragione Sociale	Proprio	Delega	Totale
**D	T.ROME PRICE GLOBAL INFRASTRUCTURE FUND	37.210	37.210	37.210
**D	SHELL PENSIONS TRUST LIMITED AS TRUSTEEOF SHELL C.P.FUND	74.896	74.896	74.896
**D	STICHTING SHELL PENSIOENFONDS	103.860	103.860	103.860
**D	H.E.S.T. AUSTRALIA LIMITED	8.379	8.379	8.379
**D	SHELL TRUST (BERMUDA) LTD AS TRUSTEE OF THE SHELL OVERSEAS C.P. FUND	22.904	22.904	22.904
**D	SHELL TRUST (BERMUDA) LIMITED AS TRUSTEE	3.995	3.995	3.995
**D	LOTHIAN PENSION FUND	18.622	18.622	18.622
**D	JAPAN TRUSTEE SERVICES BANK,LTD INV.FUND	1.972	1.972	1.972
**D	CLEARVIEW INFRASTRUCTURE FUND	219.125	219.125	219.125
**D	GOLDMAN SACHS JEWERE GLOBAL	11.371	11.371	11.371
**D	THE NORTHWESTERN MUTUAL LIFE INSURANCE COMPANY-GASA EQUITY	4.861	4.861	4.861
**D	THE NORTHWESTERN MUTUAL LIFE INSURANCE CO.-FOREIGN EQUITY	13.153	13.153	13.153
**D	PICTET INTERNATIONAL EQUITY FUND LLC	128.095	128.095	128.095
**D	CHILDRENS HEALTHCARE OF ATLANTA INC.	7.261	7.261	7.261
**D	HARTFORD INTERNATIONAL-GLOBAL EQUITY (EX JAPAN) INDEX FUND	30.494	30.494	30.494
**D	FORWARD GLOBAL INFRASTRUCTURE FUND	225.000	225.000	225.000
**D	TRUST AND CUSTODY SERVICES BANK LTD.	117.016	117.016	117.016
**D	SHINKO GBL INFRASTRUCTURE EQ FUND OF SHINKO GLOBAL TRUST	90.337	90.337	90.337
**D	CAAM	74.354	74.354	74.354
**D	NATIXIS AM.	54.320	54.320	54.320
**D	AXA INVESTMENT MANAGERS PARIS	10.010	10.010	10.010
**D	SOCIETE GENERALE GESTION	25.917	25.917	25.917
**D	S2G	10.714	10.714	10.714
**D	AGI FRANCE	563.375	563.375	563.375
**D	ETOILE GESTION	230.761	230.761	230.761
**D	PIONEER ASSET MANAGEMENT SA	78.958	78.958	78.958
**D	BROOKFIELD REDDING GLOBAL INFRASTRUCTURE PARTNERS LP	5	5	5
**D	AEGON CUSTODY BV INZAKE AEGON BASISFONDS AANDELEN EUROPA	5.708	5.708	5.708
**D	STANDARD LIFE INVESTMENT LIMITED	3.882.361	3.882.361	3.882.361
**D	BALENTINE INTERNATIONAL EQUITY FUND SELECT LP	8.012	8.012	8.012
**D	STICHTING MN SERVICES AANDELENSFONDS EUROPA III	770	770	770
**D	WILSHIRE VARIABLE INSURANCE TRUST-INTERNATIONAL EQUITY FUND	724	724	724
**D	STICHTING MN SERVICES AANDELENSFONDS EUROPA	5.945	5.945	5.945
**D	STICHTING PENSIOENFONDS METAAL EN TECHNIEK	42.804	42.804	42.804
**D	WILMINGTON MULTI-MANAGER INTERNATIONAL FUND	5.785	5.785	5.785
**D	LAZARD ASSET MANAGEMENT LTD.	2.438.538	2.438.538	2.438.538
**D	COLONIAL FIRST STATE INVESTMENT LIMITED	253.071	253.071	253.071
**D	CLITIBANK KOREA INC	244.033	244.033	244.033
**D	MACQUARIE INVESTMENT MANAGEMENT LIMITED	1.016.352	1.016.352	1.016.352
**D	COLONIAL FIRST STATE INVESTMENTS LIMITED	157.156	157.156	157.156
**D	JAPAN TRUSTEE SERVICE BANK	61.958	61.958	61.958
**D	AEGON CUSTODY B.V.	125.670	125.670	125.670
**D	LEGAL AND GENERAL ASSURANCE PENSIONS MANAGEMENT LIMITED	60.857	60.857	60.857




Assemblea Ordinaria del 19 aprile 2011
(2^ Convocazione del 20 aprile 2011)

LISTA ESITO DELLE VOTAZIONE
Oggetto: Ulteriori piani di incentivazione

CONTRARI

Badge	Ragione Sociale	Proprio	Delega	Totale
**D	LEGAL AND GENERAL ASSURANCE (PENSIONS MANAGEMENT) LTD	94.158	94.158	94.158
**D	NUMERIC WORLD FUNDAMENTAL STATISTICAL ARBITRAGE LEVERED OFFSHORE FUND I, LTD	3.460	3.460	3.460
**D	NUMERIC STRATEGIC ALPHA FUND LP	680	680	680
**D	IRISH LIFE ASSURANCE	369.941	369.941	369.941
**D	LA COMPAGNIE FINANCIERE EDMOND DE ROTHSCHILD BANQUE	1.588.969	1.588.969	1.588.969
**D	NOVARTIS CORPORATION PENSION MASTER TRUST	45.659	45.659	45.659
**D	STATE FARM VARIABLE PRODUCT TRUST, INTERNATIONAL EQ INDEX F	7.506	7.506	7.506
**D	LONDON BOROUGH OF BARKING & DAGENHAM SUPERANNUATION FUND	51.277	51.277	51.277
**D	RUSSELL INVESTMENT COMPANY II PLC	75.119	75.119	75.119
**D	SCHWAB INTERNATIONAL EQUITY ETF	15.817	15.817	15.817
**D	JOHN HANCOCK FUNDS II GLOBAL INFRASTRUCTURE FUND	3.900	3.900	3.900
**D	JOHN HANCOCK TRUST INTERNATIONAL INDEX TRUST	55.993	55.993	55.993
**D	IM VERBATIM FUNDS - IM VERBATIM PORTFOLIO 5 INCOME FUND	2.310	2.310	2.310
**D	GPF (THAILAND) INVESTMENT FUND	11.964	11.964	11.964
**D	COHEN + STEERS INFRASTRUCTURE FUND, INC.	2.586.460	2.586.460	2.586.460
**D	COHEN + STEERS GLOBAL INFRASTRUCTURE FUND, INC	121.709	121.709	121.709
**D	JOHN HANCOCK LIFE AND HEALTH INSURANCE COMPANY	9.560	9.560	9.560
**D	METROPOLITAN LIFE INSURANCE COMPANY	8.609	8.609	8.609
**D	GENERAL MOTORS HOURLY-RATE EMPLOYEES PENSION TRUST	14.677	14.677	14.677
**D	GENERAL MOTORS SALARIED EMPLOYEES PENSION TRUST	10.441	10.441	10.441
**D	IAM NATIONAL PENSION FUND	320.765	320.765	320.765
**D	ARIZONA STATE RETIREMENT SYSTEM	1.320	1.320	1.320
**D	ORG FOR SMALL&MEDIUM ENTERPRISES AND REGIONAL INNOVATION	70.345	70.345	70.345
**D	ALPINE GLOBAL INFRASTRUCTURE FUND	6.600	6.600	6.600
**D	COHEN + STEERS GLOBAL LISTED INFRASTRUCTURE FUND	12.177	12.177	12.177
**D	AXA ROSENBERG EQUITY ALPHA TRUST	1.554	1.554	1.554
**D	HENDERSON GLOBAL EQUITY INCOME FUND	360.078	360.078	360.078
**D	CALVERT VP EAFE INTERNATIONAL INDEX PORTFOLIO	5.074	5.074	5.074
**D	CAISSE DE DEPOT ET PLACEMENT DU QUEBEC	347.342	347.342	347.342
**D	FEDEX CORPORATION EMPLOYEES PENSION TRUST	19.293	19.293	19.293
**D	FIRST STATE INV ICVC-FIRST STATE GLOB LISTED INFRASTRUCTURE F	640.304	640.304	640.304
**D	RUSSELL GLOBAL INFRASTRUCTURE FUND	1.615.740	1.615.740	1.615.740
**D	SIGNAL ENHANCED YIELD FUND	1.250	1.250	1.250
**D	SIGNAL TOTAL RETURN FUND	170	170	170
**D	SEASONS SERIES TRUST INTERNATIONAL EQUITY PORTFOLIO	3.255	3.255	3.255
**D	OPENWORLD PUBLIC LIMITED COMPANY	72.988	72.988	72.988
**D	DWS LIFE/CYCLE LONG RANGE FUND	2.665	2.665	2.665
**D	DWS EAFE EQUITY INDEX FUND	8.633	8.633	8.633
**D	STICHTING PHILIPS PENSIOENFONDS	50.786	50.786	50.786
**D	RUSSELL GLOBAL LISTED INFRASTR FUND - (DOLLAR SIGN)/A HEDGED	537.499	537.499	537.499
**D	MERCEUR FUND PLC	175.000	175.000	175.000
**D	FIRST AMERICAN INVESTMENT FUNDS INC. - INT SELECT FUND	57.311	57.311	57.311
**D	FIRST AMERICAN INV FUNDS, INC.-GLOBAL INFRASTRUCTURE FUND	240.720	240.720	240.720

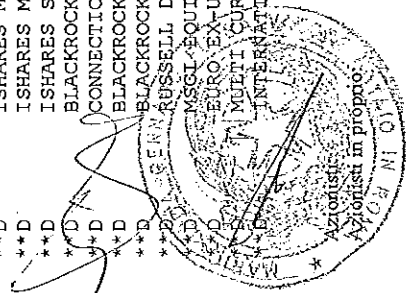


Assemblea Ordinaria del 19 aprile 2011
(2^ Convocazione del 20 aprile 2011)

LISTA ESITO DELLE VOTAZIONE
Oggetto: Ulteriori piani di incentivazione

CONTRARI

Badge	Ragione Sociale	Proprio	Delega	Totale
**D	STATE OF NEW JERSEYCOMMON PENSION FUND D	650.000	650.000	650.000
**D	CANADA PENSION PLAN INVESTMENT BOARD .	344	344	344
**D	COSMOPOLITAN INVESTMENT FUND	180	180	180
**D	WESTPAC STAFF SUPERANNUATION PLAN	2.204	2.204	2.204
**D	ALASKA COMMON TRUST FUND	5.551	5.551	5.551
**D	RIDGEWORTH INTERNATIONAL EQUITY INDEX FUND	41.336	41.336	41.336
**D	BNY MELLON TR DEP LTD ATF ST JAMES'S PL STRAT MANAG UNIT TR	553.512	553.512	553.512
**D	SC BLACKROCK INTERNATIONAL INDEX FUND	1.572	1.572	1.572
**D	FLOURISH INVESTMENT CORPORATION	66.426	66.426	66.426
**D	DEUTSCHE DBI GLOBAL SHARES FUND	1.121	1.121	1.121
**D	WUT63	64.550	64.550	64.550
**D	CALIFORNIA STATE TEACHERS RETIREMENT SYSTEM	153.320	153.320	153.320
**D	UNITED EUROPEAN SMALL CAP FUND	7.350	7.350	7.350
**D	UAW RETIREE MEDICAL BENEFITS TRUST	35.818	35.818	35.818
**D	WELLS FARGOMASTER TRUST DIVERSIFIED STOCK PORTFOLIO	16.101	16.101	16.101
**D	WELLS FARGO MASTER TRUST INTERNATIONAL INDEX PORTFOLIO	620	620	620
**D	WSIB INVESTMENTS (TOTAL RETURN) POOLED FUND TRUST	2.375	2.375	2.375
**D	THE HARTFORDGLOBAL ALL- ASSET FUND	5.752	5.752	5.752
**D	NEXGEN INFRASTRUCTURE LIMITED PARTNERSHIP	66.762	66.762	66.762
**D	PRUDENTIAL RETIREMENT INSURANCE & ANNUITY COMPANY	201.723	201.723	201.723
**D	MANULIFE ASSET MANAGEMENT INTERNATIONAL EQUITY INDEX POOLED F	1.807	1.807	1.807
**D	AXA WORLD FUND	140.000	140.000	140.000
**D	GOLDMAN SACHS FUNDS	388.459	388.459	388.459
**D	ISHARES MSCI ACWI EX US INDUSTRIALS SECTOR INDEX FUND	1.026	1.026	1.026
**D	ISHARES MSCI ACWI INDEX FUND (EX IBT 2765)	49.542	49.542	49.542
**D	ISHARES S&P EUROPE 350 INDEX FUND (EX IBT 2773)	53.726	53.726	53.726
**D	ISHARES MSCI EAFE GROWTH INDEX FUND (EX IBT 2776)	48.393	48.393	48.393
**D	ISHARES MSCI EAFE INDEX FUND (EX IBT 2777)	863.660	863.660	863.660
**D	ISHARES MSCI EAFE VALUE INDEX FUND (EX IBT 2778)	24.909	24.909	24.909
**D	ISHARES S&P GLOBAL INDUSTRIALS SECTOR INDEX FUND	24.630	24.630	24.630
**D	ISHARES MSCI EMU INDEX FUND (EX IBT 2865)	70.016	70.016	70.016
**D	ISHARES MSCI ITALY INDEX FUND (EX IBT 2869)	163.411	163.411	163.411
**D	ISHARES MSCI KOKUSAI INDEX FUND (EX IBT 2769)	8.535	8.535	8.535
**D	ISHARES S&P GLOBAL INFRASTRUCTURE INDEX FUND (EX IBT 2768)	853.632	853.632	853.632
**D	BLACKROCK INSTITUTIONAL TRUST COMPANY, N.A. INVESTMENT FUNDSFO	1.879.965	1.879.965	1.879.965
**D	CONNECTICUT GENERAL LIFE INSURANCE COMPANY	2.856	2.856	2.856
**D	BLACKROCK CDN MSCI EAFE EQUITY INDEX FUND	56.626	56.626	56.626
**D	BLACKROCK CDN MSCI EAFE INDEX PLUS FUND	16.257	16.257	16.257
**D	BLACKROCK CDN MSCI EAFE INDEX PLUS FUND	2.438	2.438	2.438
**D	RUSSELL DEVELOPED EX-U.S. LARGE CAP INDEX FUND B	307.536	307.536	307.536
**D	MSCI EQUITY INDEX FUND B-ITALY	33.232	33.232	33.232
**D	EURO EX-UK ALPHA TITLS FUND B (EX IBT 90045)	3.566	3.566	3.566
**D	MULTI CURRENCY ALPHA TILTS SOCIAL SCREEN FUND B (EX IBT 90164)	6.458	6.458	6.458
**D	INTERNATIONAL EQUITY INDEX PLUS FUND B (EX IBT 90223)			




Assemblea Ordinaria del 19 aprile 2011
(2^ Convocazione del 20 aprile 2011)

LISTA ESITO DELLE VOTAZIONE
Oggetto: Ulteriori piani di incentivazione

CONTRARI

Badge	Ragione Sociale	Proprio	Delega	Totale
**D	BGI MSCI EUROPE EQUITY INDEX FUND B	164.375	164.375	164.375
**D	BGI MSCI EAFE EQUITY INDEX NON-LENDABLE FUND B	55.986	55.986	55.986
**D	BGI MSCI EMU IMI INDEX FUND B	36.424	36.424	36.424
**D	BP PENSION FUND	142.536	142.536	142.536
**D	MULTI-STYLE, MULTI-MANAGER FUNDS PLC	160.313	160.313	160.313
**D	GOLDMAN SACHS TRUST COMPANY N A COLLECTIVE TRUST	51.992	51.992	51.992
**D	OREGON PUBLIC EMPLOYEES RETIREMENT SYSTEM	423.029	423.029	423.029
**D	THE REGENTS OF THE UNIVERSITY OF CALIFORNIA	198.049	198.049	198.049
**D	VALIC COMPANY I - INTERNATIONAL EQUITIES FUND	9.397	9.397	9.397
**D	METROPOLITAN SERIES FUND MORGAN STANLEY EAFE INDEX PORTFOLIO	20.651	20.651	20.651
**D	JOHN HANCOCK INSURANCE COMPANY OF VERMONT	1.451	1.451	1.451
**D	RUSSELL INVESTMENT COMPANY PLC	211.185	211.185	211.185
**D	CONSOLIDATED EDISON RETIREMENT PLAN	10.014	10.014	10.014
**D	MARYLAND STATE RETIREMENT & PENSION SYSTEM	54.130	54.130	54.130
**D	FIRST AMERICAN INVESTMENT FUNDS, INC.-INTERNATIONAL FUND	74.643	74.643	74.643
**D	ILLINOIS STATE BOARD OF INVESTMENT	12.427	12.427	12.427
**D	GREYSTONE EAFE QUANTITATIVE FUND	166.902	166.902	166.902
**D	STATE OF CONNECTICUT RETIREMENT PLANS & TRUST FUNDS	14.984	14.984	14.984
**D	ISHARES PUBLIC LIMITED COMPANY	405.141	405.141	405.141
**D	ISHARES II PUBLIC LIMITED COMPANY	252.071	252.071	252.071
**D	ISHARES III PUBLIC LIMITED COMPANY	1.682	1.682	1.682
**D	BLACKROCK AM DE FOR ISHARES EURO STOXX (DE)	57.332	57.332	57.332
**D	BLACKROCK AM DE FOR ISHARES STOXX EUROPE MID 200 (DE)	68.452	68.452	68.452
**D	BLACKROCK AM DE FOR ISHARES STOXX EURO EU 600 IND GOODS+SERVICES	32.383	32.383	32.383
**D	BLACKROCK AM DE FOR ISHARES STOXX EUROPE 600 (DE)	75.861	75.861	75.861
**D	SOUTHERN CA UNITED FOOD COMMERCIAL WORKERS UNION FOOD EMPLOYERS	23.315	23.315	23.315
**D	STRUCTURA-ASYMMETRY EUROPE EQUITIES	3.363	3.363	3.363
**D	STRUCTURA - SMART EURO EQUITIES	5.153	5.153	5.153
**D	FCP AGIRC INDO	28.500	28.500	28.500
**D	EVOLUTIS	69.584	69.584	69.584
**D	REUNICA CAAM ACTIONS	12.275	12.275	12.275
**D	NADAUD	16.181	16.181	16.181
**D	GRD IFC 97	22.763	22.763	22.763
**D	CAAM ACTIONS INTERNATIONALES	101	101	101
**D	INDOCAM FLAMME	33.592	33.592	33.592
**D	QUERCUS	30.631	30.631	30.631
**D	CAAM SELECT EURO	124.997	124.997	124.997
**D	CAAM ACTIONS EURO CA-MF	36.694	36.694	36.694
**D	FCP PORTFOLIO ACTIONS EUROPE	61.560	61.560	61.560
**D	ACTIE CANTON CREDIT AGRICOLE	4.600.000	4.600.000	4.600.000
**D	CAAM ACTIONS DURABLES	15.000	15.000	15.000
**D	FCP VOLTA	18.625	18.625	18.625
**D	GRD ACTIONS ZONE EURO	27.047	27.047	27.047




Assemblea Ordinaria del 19 aprile 2011
(2^ Convocazione del 20 aprile 2011)

LISTA ESITO DELLE VOTAZIONE
Oggetto: Ulteriori piani di incentivazione

CONTRARI

Badge	Ragione Sociale	MANAGEMENT	Proprio	Delega	Totale
**D	GRD 10 - CREDIT AGRICOLE ASSET			166.685	166.685
**D	SICAV 5000			172.848	172.848
**D	CAAM DYNALION EUROPE (CA) - L025			78.155	78.155
**D	EUROSOCCIALE			31.000	31.000
**D	LION FLAMME			28.414	28.414
**D	ATOUT EUROLAND			347.224	347.224
**D	ATOUT EUROPE MONDE			37.043	37.043
**D	ACTIF CANTON LCL			518.000	518.000
**D	ASSURDIX			29.851	29.851
**D	CAAM INDEX EUROPE			12.133	12.133
**D	CAAM MONETAIRE PEA			2.928.000	2.928.000
**D	PFP-ISR		740		740
**D	A.A.-IDEAM-ISR		2.800		2.800
**D	PREDICA ISR EUROPE		6.300		6.300
**D	FCP FDRN SGAM		32.000		32.000
**D	FCP ARRCO LONG TERME D		62.000		62.000
**D	FCP CRN SOGE ACTIONS		33.938		33.938
**D	CARP - INDO		93.000		93.000
**D	FCP RSI EURO P		104.326		104.326
**D	FCP ICARE		6.602		6.602
**D	FCP ERAFP ACTIONS EUROS1 EDEAM		57.750		57.750
**D	FCP VILLIERS DIVERSIFIE SGAM		295.000		295.000
**D	FCP VILLIERS DIVERSIFIE AMUNDI		215.735		215.735
**D	FCP ERAFP ACTIONS EUROS4 BTF P		140.000		140.000
**D	FCP ERAFP ACTIONS EUROS3 BNF PAM		463.642		463.642
**D	FCP VILLIERS CROISSANCE		91.389		91.389
**D	FONDS DE RESERVE POUR LES RETRAITES		426.275		426.275
**D	AMUNDI FUNDS GEMS EUROPE ACCOUNT		5.574		5.574
**D	AMUNDI FUNDS INDEX EURO ACCOUNT		22.747		22.747
**D	AMUNDI FUNDS INDEX EUROPE ACCOUNT		21.155		21.155
**D	AMUNDI FUNDS SELECT EURO		17.983		17.983
**D	FORTIS INVESTMENT MANAGEMENT		16.715		16.715
**D	APOLLINE 6 ACTIONS		195.249		195.249
**D	A.A. - BNP PAM - ISR		18.010		18.010
**D	FCP PHARMA PARFRANCE		111.116		111.116
**D	FCP CGRCE ACTION EUROPE 3		47.682		47.682
**D	FCP BOURBON 3		30.209		30.209
**D	BOURBON 3		24.599		24.599
**D	UNIVERS CNEP 1		63.099		63.099
**D	NATIVES EUROPE AVENIR		32.000		32.000
**D	FCP GARFIMCO 7		59.130		59.130
**D	CROISSANCE UNIVERSIFIE		1.512		1.512
**D	CONCORDE 96		23.475		23.475



Assemblea Ordinaria del 19 aprile 2011
(2^ Convocazione del 20 aprile 2011)


LISTA ESITO DELLE VOTAZIONE
Oggetto: Ulteriori piani di incentivazione

CONTRARI

Badge	Ragione Sociale	Proprio	Delega	Totale
**D	ECUREUIL EQUILIBRE	85.710	85.710	85.710
**D	ECUREUIL VITALITE	8.701	8.701	8.701
**D	CAREMKO INTERNATIONAL	67.570	67.570	67.570
**D	MONTARNASSE LONG TERME	10.960	10.960	10.960
**D	FCP ECUREUIL TONIQUE	1.518	1.518	1.518
**D	IXIS FLAMME	39.440	39.440	39.440
**D	FCP NATIXIS IONIS	1.496	1.496	1.496
**D	I CROISSANCE	22.948	22.948	22.948
**D	CMD AGIRC IXIS D	17.480	17.480	17.480
**D	CDC AD-EUROPE	58.212	58.212	58.212
**D	OACET	6.060	6.060	6.060
**D	BOURBON 5	25.047	25.047	25.047
**D	IXIS EURO ACTIONS	407.840	407.840	407.840
**D	ECUREUIL DYNAMIQUE +	769.350	769.350	769.350
**D	ECUREUIL ENERGIE	236.818	236.818	236.818
**D	FCP HORIZON	2.807	2.807	2.807
**D	ECA DIVERSIFIE	20.780	20.780	20.780
**D	LE LIVRET PORTEFEUILLE SICAV	18.665	18.665	18.665
**D	SFI CNP ASSUR	10.740	10.740	10.740
**D	CNP ASSUR PIERRE	12.952	12.952	12.952
**D	CNP ASSUR VALEURS	20.874	20.874	20.874
**D	SICAV NATIXIS ACTIONS EUROPE HORS FRANCE	23.207	23.207	23.207
**D	AGIRC BD	29.706	29.706	29.706
**D	FCP ABP PERP	22.906	22.906	22.906
**D	FCP FONCIER INVESTISSEMENT	77.000	77.000	77.000
**D	AREGE ZIC	20.638	20.638	20.638
**D	FCP RSRC DIVERSIFIE	53.896	53.896	53.896
**D	CARBP DIVERSIFIE	31.023	31.023	31.023
**D	MONNET	7.536	7.536	7.536
**D	FCP RL PREVOYANCE	23.686	23.686	23.686
**D	ABP CROISSANCE RENDEMENT	160.000	160.000	160.000
**D	FRUCTIFONDS VALEURS EUROPEENNES	51.043	51.043	51.043
**D	FCP FRUCTI EUROPE CYCLIQUES	16.000	16.000	16.000
**D	PREPAR CROISSANCE	27.995	27.995	27.995
**D	FCP NATIXIS ACTIONS EUROPEENNES	134.720	134.720	134.720
**D	IMPACT ISR CROISSANCE	7.890	7.890	7.890
**D	FCPE FODIV	3.443	3.443	3.443
**D	IMPACT ISR RENDEMENT SOLIDAIRE	6.868	6.868	6.868
**D	FCPE IMPACT ISR PERFORMANCE	16.679	16.679	16.679
**D	IMPACT ISR DYNAMIQUE	3.689	3.689	3.689
**D	IMPACT ISR EQUILIBRE	38.834	38.834	38.834
**D	VICTORIAN SUPERANNUATION FUND	28.363	28.363	28.363
**D	RAILWAYS PENSION TRUSTEE COMPANY LTD	471.777	471.777	471.777

Azionisti: 517 Teste: 1
Azionisti in proprio: 0 Azionisti in delega: 517

Pagina 10




Assemblea Ordinaria del 19 aprile 2011
(2^ Convocazione del 20 aprile 2011)

LISTA ESITO DELLE VOTAZIONE
Oggetto: Ulteriori piani di incentivazione

CONTRARI

Badge	Ragione Sociale	Proprio	Delega	Totale
**D	PRINCIPAL FUNDS INC- INTERNATIONAL GROWTH FUND	7.501	7.501	7.501
**D	UNISUPER	16.066	16.066	16.066
**D	CONSTRUCTION AND BUILDING UNIONS SUPERANNUATION FUND	11.153	11.153	11.153
**D	WISDOMTREE DEFA FUND	29.230	29.230	29.230
**D	WISDOMTREE DEFA EQUITY INCOME FUND	16.745	16.745	16.745
**D	WISDOMTREE GLOBAL EQUITY INCOME FUND	4.269	4.269	4.269
**D	WISDOMTREE INTERNATIONAL DIVIDEND	69.348	69.348	69.348
**D	WISDOMTREE GLOBAL INFRASTRUCTURE SECURITIES FUND	174.086	174.086	174.086
**D	CF MACQUARIE GLOBAL INFRASTRUCTURE SECURITIES FUND	28.687	28.687	28.687
**D	STANDARD LIFE INVESTMENTS GLOBAL SICAV	4.300	4.300	4.300
**D	PRINCIPAL FUNDS INC INTERNATIONAL VALUE FUND 1	12.673	12.673	12.673
**D	CLAYMORE SP GLOBAL DIV OPP INDEX ETF	1.534	1.534	1.534
**D	WISDOMTREE INTERNATIONAL HEDGEQUITY FUND	43.961	43.961	43.961
**D	ALLSTATE INSURANCE COMPANY	89.640	89.640	89.640
**D	VIRTUS GLOBAL INFRASTRUCTURE FUND	11.861	11.861	11.861
**D	PRINCIPAL FUNDS INC.-INTERNATIONAL EQUITY INDEX FUND	12.353	12.353	12.353
**D	GOLDMAN SACHS INSTITUTIONAL FUNDS PLC	8.156	8.156	8.156
**D	HSBC BANK (CAYMAN) LIMITED	53.591	53.591	53.591
**D	ALASKA PERMANENT FUND CORPORATION	4.332	4.332	4.332
**D	EAFE EQUITY FUND	6.482	6.482	6.482
**D	ALLIANT TECHSYSTEMS INC DEFINEDBENEFIT MAST	9.918	9.918	9.918
**D	AZL INTERNATIONAL INDEX FUND	17.839	17.839	17.839
**D	BLUE CROSS BLUE SHIELD OF NORTH CAROLINA RETIR	2.918	2.918	2.918
**D	THE CANADA LIFE ASSURANCE COMPANY	16.314	16.314	16.314
**D	CF INTERNATIONAL STOCK INDEX FUND	35.751	35.751	35.751
**D	BNY MELLON EB COLLECTIVE INVESTMENT FUND PLAN	443	443	443
**D	ADVANTAGE FUNDS INC - GLOBAL ALPHA FUND	15.086	15.086	15.086
**D	DREYFUS INDEX FUNDS INC DREYFUS INTERNATIONAL STC	29.582	29.582	29.582
**D	DT INTERNATIONAL STOCK INDEX FUND	267.840	267.840	267.840
**D	BMO GLOBAL INFRASTRUCTURE FUND	5.251	5.251	5.251
**D	FIRE AND POLICE PENSION ASSOCIATION OF COLOR	7.572	7.572	7.572
**D	FIRE AND POLICE PENSION ASSN OF COLORADO	257.463	257.463	257.463
**D	FLORIDA RETIREMENT SYSTEM	3.109	3.109	3.109
**D	THE GREAT-WEST LIFE ASSURANCE COMPANY	24.500	24.500	24.500
**D	INVESTORS GLOBAL INFRASTRUCTUREGLASS	32.329	32.329	32.329
**D	DELAWARE MACQUARIE GLOBAL INFRASTRUCTURE FUND	9.206	9.206	9.206
**D	LONDON LIFE INSURANCE COMPANY	6.871	6.871	6.871
**D	LUCENT TECHNOLOGIES INC. MASTERPENSION TRUST	1.470	1.470	1.470
**D	LOUISIANA STATE EMPLOYEES' RETIREMENT SYSTEM	2.108	2.108	2.108
**D	TEACHERS' RETIREMENT SYSTEM OF LOUISIANA	159.163	159.163	159.163
**D	MELLOY BANK NA EMPLOYEE BENEFIT COLLECTIVE INVESTMENT	4.823	4.823	4.823
**D	MERCA INVESTMENT SERVICES	21.403	21.403	21.403
**D	PUEBLA EMPLOYEES RETIREMENT SYSTEM OF MISSISSIPPI	150.525	150.525	150.525
**D	INVESTCO FONDS CAT 2 SPERRKONTO			




Assemblea Ordinaria del 19 aprile 2011
(2^ Convocazione del 20 aprile 2011)

LISTA ESITO DELLE VOTAZIONE
 Oggetto: Ulteriori piani di incentivazione

CONTRARI

Badge	Ragione Sociale	Proprio	Delega	Totale
**D	TREASURER OF THE STATE OF NORTH CAROLINA EQUITY INVESTMENT FUND POOLED		43.189	43.189
**D	ROGERSCASEY TARGET SOLUTIONS LLC.		9.048	9.048
**D	PUBLIC EMPLOYEES RETIREMENT SYSTEM OF NEVADA		77.407	77.407
**D	PACIFIC GAS AND ELECTRIC QUALIFIED CPUC DECOMMISSIONING TRUST		10.048	10.048
**D	PANAGORA GROUP TRUST .		963	963
**D	UPMC BASIC RETIREMENT PLAN MASTER TRUST		5.408	5.408
**D	PENSION RESERVES INVESTMENT TRUST FUND		90.196	90.196
**D	PUBLIC EMPLOYEE RETIREMENT SYSTEM OF IDAHO		16.610	16.610
**D	QUEEN'S UNIVERSITY AT KINGSTON		100	100
**D	TD EMERALD INTERNATIONAL EQUITYINDEX FUND		42.097	42.097
**D	TD INTERNATIONAL INDEX FUND		5.537	5.537
**D	TD EUROPEAN INDEX FUND .		1.384	1.384
**D	TEXAS EDUCATION AGENCY .		77.504	77.504
**D	IMPERIAL INTERNATIONAL EQUITY POOL		11.654	11.654
**D	UNIVERSITY OF PITTSBURGH MEDICAL CENTER SYSTE		16.175	16.175
**D	UNITED TECHNOLOGIES CORP. MASTER		55.952	55.952
**D	VIRGINIA RETIREMENT SYSTEM .		67.252	67.252
**D	THE BOSTON COMMON INTNL SOCIAL INDEX FUND, LLC		3.025	3.025
**D	CIBC INTERNATIONAL INDEX FUND		4.456	4.456
**D	CIBC EUROPEAN INDEX FUND .		2.242	2.242
**D	CIBC POOLED INTERNATIONAL EQUITY INDEX FUND		2.475	2.475
**D	STICHTING PENSIOENFONDS VAN DE ABN AMBRO BANK N.V.		25.003	25.003
**D	STICHTING BEDRIJFSTAKPENSIOENFONDS VOOR DE MEDIA PNO		32.400	32.400
**D	STICHTING DEPOSITARY APG DEVELOPED MARKETS EQUITY POOL		1.189.120	1.189.120
**D	LAFARGE UK PENSION PLAN		140.089	140.089
**D	NATIONAL PENSIONS RESERVE FUNDCOMMISSION		298.221	298.221
**D	ESB GENERAL EMPLOYEES SUPERANNUATION SCHEME		227.297	227.297
**D	SOMERSET COUNTY COUNCIL PENSIONFUND		22.381	22.381
**D	STICHTING BEWAARNEMING APG-IS2		3.960	3.960
**D	MULTILATERAL INVESTMENT GUARANTEE AGENCY		625	625
**D	STICHTING RABOBANK PENSIOENFONDS		9.693	9.693
**D	PETTELAAR EFFECTENBEWAARBEDRIJFN.V.		17.500	17.500
**D	SRLEY NV INZ. AAND. POOL INT. MNDT SNS ASSET MNG		73.500	73.500
**D	STG PFDV/D GRAFISCHE		22.289	22.289
**D	KAS TRUST BEWAARDER		79.590	79.590
**D	VERMOGENSPARAPLU BEHEER		70.000	70.000
**D	GRAFISCHE BEDRIJVEN		42.000	42.000
**D	AMITY EUROPEAN FUND		443.953	443.953
**D	INVESCO FUNDS		96.000	96.000
**D	FACTET NON-US EQUITY OFFSHORE MAST		15.802	15.802
**D	NON-US EQUITY MANAGERS PORTFOLIO 5 OFFSHORE MASTER LP		122.355	122.355
**D	BANK OF AMERICA TESE OMNIBUS		112.556	112.556
**D	INVESCO PERPETUAL EUROPEAN EQUITY INCOMETRUST		8.209	8.209
**D	INVESCO PERPETUAL EUROPEAN HIGHINCOME FUND			



Assemblea Ordinaria del 19 aprile 2011
(2^ Convocazione del 20 aprile 2011)

LISTA ESITO DELLE VOTAZIONE
Oggetto: Ulteriori piani di incentivazione

CONTRARI

Badge	Ragione Sociale	Proprio	Delega	Totale
**D	INVESCO PERPETUAL EUROPEAN EQUITY FD		2.256.328	2.256.328
**D	INVESCO FUNDS SERIES		106.050	106.050
Totale voti				
Percentuale votanti %				
Percentuale Capitale %				

86.584.597
20,983655
14,423623



Assemblea Ordinaria del 19 aprile 2011
(2^ Convocazione del 20 aprile 2011)

LISTA ESITO DELLE VOTAZIONE
Oggetto: Ulteriori piani di incentivazione

ASTENUTI

Badge	Ragione Sociale	Proprio	Delega	Totale
2092	DE COSMO LEONARDO		1.492	1.492
**D	GARD COMMON CONTRACTUAL FUND		11.461	11.461
**D	CLERICAL MED INVEST GROUP LIMITED		33.310	33.310
**D	HALIFAX INTL INVEST ICVC EUROPEAN FD		207.988	207.988
**D	TREDUE AP--FONDEN		135.252	135.252
**D	EJARDE AP--FONDEN		1.176	1.176
**D	AVIVA INVESTORS MANAGED FUND ICVC - DIVERSIFIED STRATEGY FUND		17.601	17.601
**D	EQ ADVISORS - AXA TACTICAL MANAGER INTER		20.319	20.319
**D	AVIVA LIFE & PENSIONS UK LIMITED		32.306	32.306
**D	STATE OF NEW MEXICO STATE INVESTMENT COU		70.803	70.803
**D	AVIVA LIFE PENSIONS UK LIMITED		4.158	4.158
**D	ACBERNSTEIN SICAV		9.555	9.555
**D	AVIVA INVESTORS INTERNATIONAL INDEX TRACKING FUND		2.949	2.949
**D	AVIVA INVESTORS BALANCED MANAGED FUND		1.286	1.286
**D	THE ALLIANCEBERNSTEIN POOLING PTF - ALLIANCE VOL MNGM PTF		313	313
**D	ALLIANCEBERNSTEIN COLLECTIVE INVESTMENT TRUST SERIES		5.918	5.918
**D	WHOLESALE GLOBAL EQUITY - INDEX FUND (UNHEDGED)		485	485
**D	TRANSAMERICA ALLIANCEBERNSTEIN DYNAMIC ALLOCATION VP		2.877	2.877
**D	CITY OF PHILADELPHIA PUBLIC EMPLOYEES RETIREMENT SYSTEM		70.650	70.650
**D	ANDRA AP--FONDEN (AP2)		9.818	9.818
**D	AVIVA UKGI INVESTMENTS LIMITED		2.472	2.472
**D	MLC LIMITED		593	593
**D	OPEC FUND FOR INTERNATIONAL DEVELOPMENT		37.500	37.500
**D	ENDORMENT FUND OF UNITED NATIONS UNIVERSITY			
2102	BERTANI PIER GIORGIO	1.000		1.000
Totale voti	681.282			
Percentuale votanti %	0,165108			
Percentuale Capitale %	0,113491			



Azionisti in proprio: 24
Azionisti in delega: 1

2
23

Pagina 14



Assemblea Ordinaria del 19 aprile 2011
(2^ Convocazione del 20 aprile 2011)

LISTA ESITO DELLE VOTAZIONE
Oggetto: Ulteriori piani di incentivazione

NON VOTANTI

Badge	Ragione Sociale	Totale voti	Percentuale votanti %	Percentuale Capitale %	Proprio	Delega	Totale
		0	0,000000	0,000000			



Azionisti: 0
 Azionisti in proprio: 0
 Teste: 0
 Azionisti in delega: 0

Assemblea Ordinaria del 19 aprile 2011
(2^ Convocazione del 20 aprile 2011)

LISTA ESITO DELLE VOTAZIONE
Oggetto: Ulteriori piani di incentivazione

FAVOREVOLI

Badge	Ragione Sociale	Proprio	Delega	Totale
1138	VITANGELI GIORGIO	5		5
1159	ACCIARO GIUSEPPE	3		3
1388	RODINO WALTER	2		2
1628	REALE DAVIDE GIORGIO	11		11
1639	PINORI ROBERTO	2.415		2.415
1999	CAMERINI BRUNO	3.706		3.706
2092	DE COSMO LEONARDO			
**D	DANSKE BANK A/S CLIENTS NET INVESTORS		26.682	26.682
**D	VANGUARD EUROPEAN STOCK INDEX FUND		324.564	324.564
**D	VANGUARD TAX-MANAGED INTERNATIONAL FUND		179.204	179.204
**D	VANGUARD INTERNATIONAL VALUE FUND		1.471.680	1.471.680
**D	ING DIRECT		4.218	4.218
**D	VANGUARD TOTAL WORLD STOCK INDEX FUND		18.840	18.840
**D	VANGUARD DEVELOP MARKET INDEX FUND		299.947	299.947
**D	VANGUARD FTSE ALL-WORLD EX US INDEX FUND		339.319	339.319
**D	PYRAMIS GLOBAL EX US INDEX FUND LP		5.092	5.092
**D	HOOR GLASS INDEXED INT SHARED SECT TRUST		5.143	5.143
**D	AMP CAPITAL CORE LSTD INFRASTRUCTURE FD		56.756	56.756
**D	OPTIMIX WHOLESAL GLOBAL SHARE TRUST		963	963
**D	PICTET&CIE/DTA15 (DIV)12.5%(INT)		9.228	9.228
**D	PICTET & CIE (EUROPE) SAPICET & CIE (EUROPE) SA PIC		9.032	9.032
**D	HELABA INVEST KAPITALANLAGENG ESELLSCHAFT MBH		100	100
**D	CHICAGO TRANSIT AUTHORITY RETIREE HEALTH		19.810	19.810
**D	CLEARWATER INTERNATIONAL FUND		4.618	4.618
**D	FORD MOTOR COMPANY DEFINED BENEFIT		33.139	33.139
**D	JAGUAR PENSION PLAN		3.552	3.552
**D	NORTHERN INTL EQUITY INDEX FUND		43.989	43.989
**D	NT GLOBAL INVESTMENT COLL FUNDS		280.103	280.103
**D	NTGI-QM COMMON DAILY ALL COUNTRY WORLD E		4.914	4.914
**D	1982 SMITH TRUST		1.948	1.948
**D	THE HENRY SMITH CHARITY		9.011	9.011
**D	TRINITY COLLEGE		1.483	1.483
**D	WHEELS COMMON INVESTMENT FUND		11.747	11.747
**D	THE MASTER TRUST BANK OF JAPAN		1.935	1.935
**D	HARVEY HUBBELL INC MSTR PENS TRUST		1.397	1.397
**D	UNITED NATIONS RELIEF AND WORKS FOR PALESTINIAN REFUGEES IN THE NEAR EAST		1.374	1.374
**D	NORTHERN INSTIT FUNDS INT INDEX PF		1.374	1.374
**D	PRIME-CIPAL/EMP ANNUITY E BEN FD CHICA		4.961	4.961
**D	ICL COMMON INVESTMENT FUND		4.802	4.802
**D	ANDREW W. MELSON FOUNDATION		162.981	162.981
**D	RUELLER SCHOOL TEACHERS PNS & RET.FND		810	810
**D	QUMON COMMON DAILY WORLD INDEX FUND		293.331	293.331
**D	WILLIAMS PENSION FUND		10.998	10.998
**D			617.339	617.339

Azionisti: 321 Teste: 15
Azionisti in proprio: 8 Azionisti in delega: 313

Pagina 16

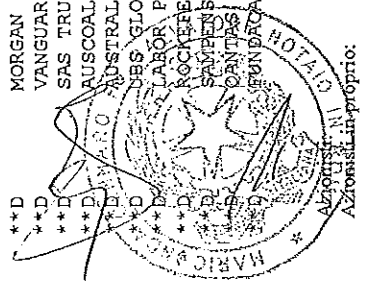
Assemblea Ordinaria del 19 aprile 2011
(2^ Convocazione del 20 aprile 2011)

LISTA ESITO DELLE VOTAZIONE

Oggetto: Ulteriori piani di incentivazione

FAVOREVOLI

Badge	Ragione Sociale	Proprio	Delega	Totale
**D	FS PARAMETRIC PARTNERS		2.965	2.965
**D	INTERNATIONAL EQUITY PARTNERS		2.266	2.266
**D	HK MONETARY AUTHORITY		189.475	189.475
**D	HONG KONG SPECIAL ADMIN EXCHANGE FD		38.808	38.808
**D	INTERNATIONAL EQUITY FUND		4.648	4.648
**D	WOO HAY TONG INVESTMENT LTD		21.483	21.483
**D	FOURTH AVENUE INVESTMENT COMPANY		1.702	1.702
**D	SENTINEL INTERNATIONAL TRUST		175	175
**D	SENTINEL INTERNATIONAL FUND		175	175
**D	SILVER GROWTH FUND, LP		1.221	1.221
**D	COMMON MONTHLY INTL EX-JAPAN EQUITY		4.626	4.626
**D	CENTRAL PROVIDENT FUND BOARD		5.338	5.338
**D	NATIONAL COUNCIL FOR SOCIAL SEC FUND		6.527	6.527
**D	INCOME TRUST: FIDELITY S GLOBAL EX US I		5.138	5.138
**D	NORTHERN TRUST QUANTITATIVE FUND PLC		14.908	14.908
**D	NORTHERN TRUST UNIT TRUST		69.507	69.507
**D	NORTHERN TRUST ROBUSTA FUND		53.122	53.122
**D	FORD OF CANADA MASTER TRUST FUND		4.994	4.994
**D	HSBC CANADIAN BALANCED FUND		2.008	2.008
**D	MICROSOFT GLOBAL FINANCE LIMITED		55.513	55.513
**D	BLUE SKY GROUP		114.287	114.287
**D	FUTURE FUND FOR BOARD OF GUARDIANS		39.942	39.942
**D	FUTURE FUND INVESTMENT COMPANY NO.2 PTY		2.191.175	2.191.175
**D	STICHTING PENSIOENFONDS SAGITTARIUS		12.749	12.749
**D	ABU DHABI RETIREMENT PENSION FUND		10.073	10.073
**D	STICHTING PENSIOENFONDS CAMPINA		10.427	10.427
**D	CITADEL EQUITY FUND A/C LTD		6.086	6.086
**D	UBS (LUX) EQUITY FUND - EURO COUNTRIES		32.594	32.594
**D	UBS FUND MANAGEMENT (LUXEMBOURG) S.A.		70.769	70.769
**D	UBS (LUX) STRATEGY XTRA SICAV		4.317	4.317
**D	TRUST E CUSTODY SERVICES BANK LTD		123.084	123.084
**D	JO HAMBRO CAPITAL MANAGEMENT UMBRELLA FU		258.399	258.399
**D	MORGAN STANLEY INVESTMENT FUNDS		48.129	48.129
**D	VANGUARD INVESTMENT SERIES, PLC		310.745	310.745
**D	SAS TRUSTEE CORPORATION		208.940	208.940
**D	AUSCOAL SUPERANNUATION FUND		450.986	450.986
**D	AUSTRALIANSUPER		81.834	81.834
**D	UBS GLOBAL ASSET MANAGEMENT LIFE LTD		33.417	33.417
**D	LABOR PENSION FUND SUPERVISORY COMMITTEE		2.817	2.817
**D	ROCKWELLER & CO., INC		19.326	19.326
**D	PENSION INVEST AFELING GLOBAL AKTIEN		9.042	9.042
**D	DANTAS SUPERANNUATION PLAN		1.321	1.321
**D	FUNDACAO CALOUSTE GULBENKIAN		1.321	1.321
**D			22.585	22.585



Assemblea Ordinaria del 19 aprile 2011
(2^ Convocazione del 20 aprile 2011)

LISTA ESITO DELLE VOTAZIONE
Oggetto: Ulteriori piani di incentivazione

FAVOREVOLI

Badge	Ragione Sociale	Proprio	Delega	Totale
**D	VANGUARD GLOBAL INFRASTRUCTURE FUND	128.357	128.357	128.357
**D	THE TRUSTEE FOR INTERNATIONAL EQUITIES S	4.469	4.469	4.469
**D	AUSTRALIAN REWARD INVESTMENT ALLIANCE	12.828	12.828	12.828
**D	VANGUARD CARBON AWARE INTERNATIONAL SHAR	12.249	12.249	12.249
**D	VANGUARD INTERNATIONAL SHARE INDEX FUND	76.243	76.243	76.243
**D	HEALTH SUPER FUND	266.531	266.531	266.531
**D	THE BOEING COMPANY EMPLOYEE RETIREMENT PLANS MASTER TRUST	95.587	95.587	95.587
**D	AVIVA INVESTORS MANAGER OF MANAGER ICVC	47.901	47.901	47.901
**D	STATE OF WYOMING, WYOMING STATE TREASURE	10.693	10.693	10.693
**D	THE BOEING COMPANY EMPLOYEE RETIREMENT P	15.358	15.358	15.358
**D	WASHINGTON STATE INVESTMENT BOARD	142.353	142.353	142.353
**D	PETERCAM B FUND	70.001	70.001	70.001
**D	THE MASTER TRUST BANK OF JAPAN LTD AS TRUSTEE FOR MUTB400045794 11-3	293.885	293.885	293.885
**D	THE MASTER TRUST BANK OF JAPAN LTD AS TRUSTEE FOR MUTB400045795 11 3	292.707	292.707	292.707
**D	VANGUARD TOTAL INTERNATIONAL STOCK INDEX	895.201	895.201	895.201
**D	PUBLIC EMPLOYEES RETIREMENT ASSOCIATION	29.526	29.526	29.526
**D	VANGUARD FIDUCIARY TRUST COMPANY EUROPEA	17.283	17.283	17.283
**D	PENN SERIES DEVELOPED INTERNATIONAL INDE	1.465	1.465	1.465
**D	FRONTIER COMMUNICATIONS PENSION PLAN	36.292	36.292	36.292
**D	DAVID E MOORE	1.624	1.624	1.624
**D	HOBART PUBLIC MARKET INVESTMENT LLC	1.799	1.799	1.799
**D	GENTLENESS LLC	556	556	556
**D	SIMON LOE FUND, LP	1.715	1.715	1.715
**D	HSBC BANK (UK) PENSION SCHEME	1.167.034	1.167.034	1.167.034
**D	NUCLEAR LIABILITIES FUND LIMITED	10.332	10.332	10.332
**D	HSBC BANK PLC A/C HSBC ET	904	904	904
**D	EDUCATORS GLOBAL FUND	258	258	258
**D	EAFE EQUITY INDEX FUND	29.186	29.186	29.186
**D	LODH OPUS EAFE EQUITY FUND	10.715	10.715	10.715
**D	RARE SERIES VALUE FUND	1.751	1.751	1.751
**D	RARE INFRASTRUCTURE VALUE FUND	377.287	377.287	377.287
**D	GENERAL MOTORS CANADA DOMESTIC TRUST	1.977	1.977	1.977
**D	PGSF GLOBAL INCOME STOCK	81.666	81.666	81.666
**D	UBS FUND MANAGEMENT (SWITZERLAND) AG	132.443	132.443	132.443
**D	THE ROYAL BOROUGH OF KENSINGTON AND CHEL	1.457	1.457	1.457
**D	HSBC EUROPEAN INDEX FUND	18.923	18.923	18.923
**D	SENERIA (SNT) (LUXEMBOURG) SARL)	295	295	295
**D	MEZUHO HAZARD MASTER FUND	23.799	23.799	23.799
**D	TCG RARE INFRASTRUCTURE FUND	76.795	76.795	76.795
**D	WPCONSC OPPORTUNITY MASTER FUND L.P. M AND C CORPORATE SERVICES LIMITED	160.169	160.169	160.169
**D	WPCONSC OPPORTUNITY FUND LP	79.200	79.200	79.200
**D	WPCONSC OPPORTUNITY FUND II L.P.	18.084	18.084	18.084
**D	WPCONSC CAPITAL PARTNERS LP	583	583	583

Assemblea Ordinaria del 19 aprile 2011
(2^ Convocazione del 20 aprile 2011)

LISTA ESITO DELLE VOTAZIONE

Oggetto: Ulteriori piani di incentivazione

FAVOREVOLI

Badge	Ragione Sociale	Proprio	Delega	Totale
**D	TACONIC CAPITAL PARTNERS 1.5 LP	13.342	13.342	13.342
**D	TACONIC MASTER FUND 1.5 L.P. M AND C CORPORATE SERVICES LIMITED	22.075	22.075	22.075
**D	GEORGES R.HAIRC PARAMETRIC PORTFOLIO ASSOCIATES	2.525	2.525	2.525
**D	COLONIAL FIRST STATE INVESTMENTS LIMITED	706.518	706.518	706.518
**D	COLONIAL FIRST STATE INVESTMENT LIMITED	18.178	18.178	18.178
**D	LAZARD ASSET MANAGEMENT LTD.	31.572	31.572	31.572
**D	THE REPRESENTATIVE CHURCH BODY	22.600	22.600	22.600
**D	LAZARD GLOBAL ACTIVE FUNDS PLC	88.866	88.866	88.866
**D	WILMINGTON MULTI MANAGER INTERNATIONAL FUND	1.391	1.391	1.391
**D	WINTERTHUR LIFE UK LIMITED	7.602	7.602	7.602
**D	LAZARD GLOBAL PORTFOLIO FUNDS P.L.C	394.277	394.277	394.277
**D	ADVANCED SERIES TRUST -AST ACADEMIC STRATEGIES ASSET ALLOCATION PORTFOLIO	206.495	206.495	206.495
**D	DYNAMIC INFRASTRUCTURE FUND	1.360	1.360	1.360
**D	WILMINGTON INTERNATIONAL EQUITY FUND SELECT LP	1.897	1.897	1.897
**D	AMBER CAPITAL ITALIA SGR SPA	75.650	75.650	75.650
**D	TEACHERS' RETIREMENT SYSTEM OF THE STATE OF ILLINOIS	24.516	24.516	24.516
**D	ARKWRIGHT, LLC	868	868	868
**D	JOHN HANCOCK TRUST INTERNATIONAL EQUITY INDEX TRUST B	4.750	4.750	4.750
**D	JOHN HANCOCK TRUST INTERNATIONAL EQUITY INDEX TRUST A	6.130	6.130	6.130
**D	JOHN HANCOCK FUNDS II INTERNATIONAL EQUITY INDEX FUND	8.934	8.934	8.934
**D	MANAGED PENSION FUNDS LIMITED	348.670	348.670	348.670
**D	CAVENHAM GLOBAL EQUITIES	3.621	3.621	3.621
**D	LAZARD INTERNATIONAL EQUITY SELECT PORTFOLIO	4.701	4.701	4.701
**D	LAZARD RETIREMENT INTERNATIONAL EQUITY PORTFOLIO	318.602	318.602	318.602
**D	LAZARD GLOBAL LISTED INFRASTRUCTURE PORTFOLIO	450.794	450.794	450.794
**D	LAZARD WORLD DIVIDEND & INCOME FUND, INC.	104.101	104.101	104.101
**D	DB ADVISORS (CH) DBI WORLD EQUITY FUND	422	422	422
**D	BRUNSWICK UNIT 1 QUALIFIED NUCLEAR DECOMMISSIONING FUND	581	581	581
**D	HARRIS UNIT 1 QUALIFIED NUCLEAR DECOMMISSIONING FUND	406	406	406
**D	BRUNSWICK UNIT 2 QUALIFIED NUCLEAR DECOMMISSIONING FUND	625	625	625
**D	ROBINSON UNIT 2 QUALIFIED NUCLEAR DECOMMISSIONING FUND	591	591	591
**D	THE MASTER TRUST BK OF JP LTD: HITACHI FOREIGN EQ INDEX MF	10.539	10.539	10.539
**D	GOVERNMENT OF THE REPUBLIC OF SINGAPORE	2.377	2.377	2.377
**D	BT INSTITUTIONAL INTERNATIONAL SUSTAINABILITY SHARE FUND	2.467	2.467	2.467
**D	PENSION FUND OF SUMITOMO MITSUI BANKING CORPORATION	1.670	1.670	1.670
**D	ARKDEX MSCI EAFE EQUAL WEIGHT ETF	1.278	1.278	1.278
**D	ENERGA INSURANCE MUTUAL LIMITED	3.585	3.585	3.585
**D	UNITED TECHNOLOGIES CORPORATION EMPLOYEE SAVINGS PLAN	11.529	11.529	11.529
**D	AMERICAN HEART ASSOCIATION	492	492	492
**D	AMERICAN RETIREMENT EQUITIES FUND	272.455	272.455	272.455
**D	REG FERRATE DU PERS DES CPE ET DES GARDERIES PRIV CONV DU QB	35.643	35.643	35.643
**D	AMERICAN BEACON INTERNATIONAL EQUITY FUND	218.530	218.530	218.530
**D	BEATON VANGUARD STRUCTURED INTERNATIONAL EQUITY FUND	5.904	5.904	5.904




Assemblea Ordinaria del 19 aprile 2011
(2^ Convocazione del 20 aprile 2011)

LISTA ESITO DELLE VOTAZIONE

Oggetto: Ulteriori piani di incentivazione

FAVOREVOLI

Badge	Ragione Sociale	Proprio	Delega	Totale
**D	AMERICAN INTERNATIONAL GROUP INC RETIREMENT PLAN		267	267
**D	DYNAMIC GLOBAL INFRASTRUCTURE FUND		218.400	218.400
**D	LAZARD GLOBAL INFRASTRUCTURE FUND		189.342	189.342
**D	INSURANCE CORPORATION OF BRITISH COLUMBIA		6.893	6.893
**D	ING DIRECT STREETWISE BALANCED INCOME FUND		418	418
**D	ING DIRECT STREETWISE BALANCED FUND		3.708	3.708
**D	ING DIRECT STREETWISE BALANCED GROWTH FUND		1.342	1.342
**D	ING DIRECT STREETWISE BALANCED GROWTH FUND		5.776	5.776
**D	STATE FARM MUTUAL FUND TRUST, INTERNATIONAL INDEX FUND			
**D	LAZARD GLOBAL LISTED INFRASTRUCTURE (CANADA) FUND		510.582	510.582
**D	THE PRUDENTIAL INSURANCE COMPANY OF AMERICA		8.711	8.711
**D	MORGAN STANLEY SELECT DIMENSIONS INVESTMENT SERIES, GLOBAL INF		29.805	29.805
**D	MORGAN STANLEY INST F INC. SELECT GLB INFRA STRUCTURE PTF		10.500	10.500
**D	NORTHROP GRUMMAN CORPORATION VEBA MASTER TRUST I		2.668	2.668
**D	SENTRY SELECT LAZARD GLOBAL LISTED INFRASTRUCTURE FUND		54.200	54.200
**D	LAZARD GLOBAL LISTED INFRASTRUCTURE FUND		1.391.641	1.391.641
**D	SSGA WEALTH WEIGHTED GLOBAL EQUITIES INDEX NL TRUST		4.613	4.613
**D	WESTPAC INTERNATIONAL SHARE INDEX TRUST		17.970	17.970
**D	SSGA INTERNATIONAL EQUITIES INDEX NL TRUST		5.971	5.971
**D	GOV OF HM THE SULTAN AND YANG DI-PERTUAN OF BRUNEI DARUSSALAM		17.310	17.310
**D	HONG KONG HOUSING AUTHORITY		2.968	2.968
**D	FLOURISH INVESTMENT CORPORATION		74.222	74.222
**D	HOME AFFAIRS UNIFORMED SERVICES (INVEST FUND)		407	407
**D	WUT47		1.212	1.212
**D	SSGA MSCI ACWI EX-USA INDEX NON-LENDING DAILY TRUST		4.255	4.255
**D	PEOPLE'S BANK OF CHINA		12.335	12.335
**D	WORKERS COMPENSATION BOARD-ALBERTA		678.523	678.523
**D	CALIFORNIA PUBLIC EMPLOYEES RETIREMENT SYSTEM		1.143.409	1.143.409
**D	BAERUM KOMMUNE		1.788	1.788
**D	MERCK CAPITAL ASSET MANAGEMENT LIMITED		14.038	14.038
**D	UAW RETIREE MEDICAL BENEFITS TRUST		71.754	71.754
**D	VANGUARD INV F ICVC- FTSE DEV WOR LD EX - U.K. EQ INDEX F		9.074	9.074
**D	VANGUARD INV F ICVC-VANGUARD FTSE DEV EUROPE EX-UK EQ INDEX F		6.235	6.235
**D	LAZARD EUROPEAN ALPHA FUND		142.677	142.677
**D	LAZARD MANAGED BALANCED FUND		3.630	3.630
**D	SS TRUSTEES LIMITED ATF THE DIVERSIFIED CHARITY FUND		24.261	24.261
**D	LAZARD MANAGED EQUITY FUND		19.990	19.990
**D	LAZARD GLOBAL EQUITY INCOME FUND		291.037	291.037
**D	ISS-BK AND TRUST COMPANY INV FUNDS FOR TAXEXEMPT RETIREMENT PL		994.061	994.061
**D	BON JONES SUSTAINABILITY WORLD INDEX NON-LENDING COMMON TR F		1.779	1.779
**D	SSGA-MSCI EUROPE SCREENED INDEX NON-LENDING COMMON TRUST FUND		5.534	5.534
**D	MSCI EAFE PROV SCREENED INDEX NON - LENDING COMMON TR FUND		3.776	3.776
**D	GLOBAL ADVANTAGE FUNDS - MAJOR MARKETS TEILFONDS		106.303	106.303
**D	UNIVERSAL SHIPOWNERS MARINE INS ASS LTD EQUITY CLASS 3		978	978

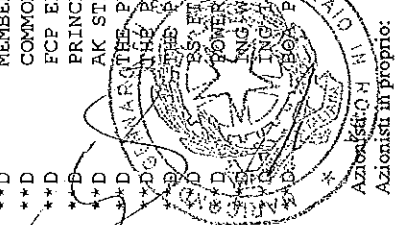



Assemblea Ordinaria del 19 aprile 2011
(2^ Convocazione del 20 aprile 2011)

LISTA ESITO DELLE VOTAZIONE
Oggetto: Ulteriori piani di incentivazione

FAVOREVOLI

Badge	Ragione Sociale	Proprio	Delega	Totale
**D	MARCH FUND		1.927	1.927
**D	SELECT INDEX SERIES		20.867	20.867
**D	LAZARD INTERNATIONAL EQUITY FUND		74.169	74.169
**D	IBM SAVINGS PLAN		48.734	48.734
**D	AMERICAN AIRLINES INC., MASTER FIXED BENEFIT PENSION TRUST		175.627	175.627
**D	PENSION FUND ASSOCIATION FOR LOCAL GOVERNMENT OFFICIALS		12.869	12.869
**D	STATE OF ALASKA RETIREMENT AND BENEFITS PLANS		366.234	366.234
**D	TIIA-CREF INTERNATIONAL EQUITY INDEX FUND		63.986	63.986
**D	STATE OF MINNESOTA		55.309	55.309
**D	SPDR MSCI ACWI EX-US ETF		20.302	20.302
**D	SPDR S+P INTERNATIONAL DIVIDEND ETF		100.439	100.439
**D	SPDR FTSE/MACQUARIE GLOBAL INFRASTRUCTURE 100 ETF		19.301	19.301
**D	SPDR S&P WORLD (EX-US) ETF		5.844	5.844
**D	MORGAN STANLEY VARIABLE INV SER, GLB INFRASTRUCTURE PTF		75.268	75.268
**D	THE UNIVERSAL INSTITUTIONAL FUNDS INC - INT MAGNUM PTF		505	505
**D	MORGAN STANLEY GLOBAL INFRASTRUCTURE FUND .		373.076	373.076
**D	MORGAN STANLEY STRATEGIST FUND		3.975	3.975
**D	SSGA INTERNATIONAL EQUITIES INDEX TRUST		4.981	4.981
**D	SSGA WEALTH WEIGHTED GLOBAL EQUITIES INDEX TRUST		1.220	1.220
**D	SSGA ITALY INDEX FUND		49.640	49.640
**D	SSGA MSCI EAFE INDEX FUND		8.825	8.825
**D	SSGA WORLD INDEX EQUITY FUND		28.581	28.581
**D	SSGA ITALY INDEX EQUITY FUND		136.963	136.963
**D	SSGA EMU INDEX EQUITY FUND		219.539	219.539
**D	SSGA INDUSTRIALS INDEX EQUITY FUND		2.680	2.680
**D	STREETTRACKS MSCI EUROPE ETF		21.262	21.262
**D	SPDR MSCI EUROPE INDUSTRIALS ETF		3.491	3.491
**D	SSGA EUROPE INDEX EQUITY FUND		24.429	24.429
**D	STATE STREET SRI WORLD INDEX		2.544	2.544
**D	ULTRA SERIES FUND-INTERNATIONAL STOCK FUND		67.660	67.660
**D	MEMBERS INTERNATIONAL STOCK FUND		57.920	57.920
**D	COMMON TRUST ITALY FUND		296.935	296.935
**D	FCP ERAFP ACTIONS INTERNATIONALES II SSGA		6.908	6.908
**D	PRINCIPAL VARIABLE CONTRACTS FUND		228	228
**D	AK STEEL CORPORATION MASTER PENSION TRUST		1.674	1.674
**D	THE PRUDENTIAL SERIES FUND INC-FLEXIBLE MANAGED PORTFOLIO		540	540
**D	THE PRUDENTIAL INVESTMENT PORTFOLIOS INC		677	677
**D	ES-EMER RAFI DEVEL MAR EXUS PORT		387	387
**D	POWERSHARES GLOBAL FUNDS IRELAND PUBLIC LIMITED COMPANY		6.677	6.677
**D	INGWILSONBTREE GLOBAL HIGH-YIELDING EQUITY INDEX PORTFOLIO		4.312	4.312
**D	INGWILSONBTREE GLOBAL HIGH-YIELDING EQUITY INDEX PORTFOLIO		12.462	12.462
**D	INGWILSONBTREE GLOBAL HIGH-YIELDING EQUITY INDEX PORTFOLIO		10.884	10.884
**D	INGWILSONBTREE GLOBAL HIGH-YIELDING EQUITY INDEX PORTFOLIO		1.421	1.421
**D	INGWILSONBTREE GLOBAL HIGH-YIELDING EQUITY INDEX PORTFOLIO		1.421	1.421

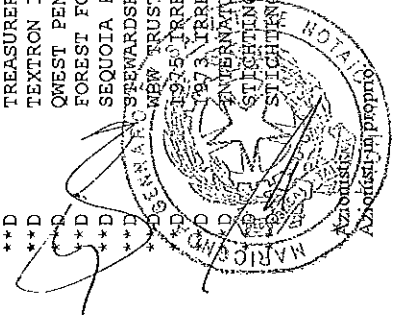



Assemblea Ordinaria del 19 aprile 2011
(2^ Convocazione del 20 aprile 2011)

LISTA ESITO DELLE VOTAZIONE
Oggetto: Ulteriori piani di incentivazione

FAVOREVOLI

Badge	Ragione Sociale	Proprio	Delega	Totale
**D	ALASKA PERMANENT FUND CORPORATION		394.908	394.908
**D	BELLSOUTH CORP RFA VEBBA TRUST FOR		1.225	1.225
**D	BELLSOUTH CORPORATION REA VEBBA TRUST		6.623	6.623
**D	CALIFORNIA STATE AUTOMOBILE ASSOCIATION-INSURANCE BUREAU		59.348	59.348
**D	CHILDRENS HOSPITAL LOS ANGELES.		11.945	11.945
**D	COUNTY EMPLOYEES ANNUITY AND BENEFIT		5.592	5.592
**D	EATON VANCE CORPORATION	244		244
**D	FIDELITY CONCORD STREET TRUST: SPARTAN INTERNATIONAL INDEX FD	244.115		244.115
**D	MARSHFIELD CLINIC MASTER TRUST.	60.000		60.000
**D	LVIP SSGA INTERNATIONAL INDEX FUND	11.273		11.273
**D	CERVURITE INTERNATIONAL LLC .	3.355		3.355
**D	MUNICIPAL FIRE AND POLICE RETIREMENT SYSTEM OF	1.735		1.735
**D	EMPLOYEE RETIREMENT INCOME PLANTRUST OF 3M COM	2.742		2.742
**D	MARANIC II LLC .	581		581
**D	MANVILLE PERSONAL INJURY SETTLEMENT TRUST	2.614		2.614
**D	METROPOLITAN EMPLOYEE BENEFIT SYSTEM	54.145		54.145
**D	THE PENSION PLAN FOR EMPLOYEES OF MARINE ATLANTIC INC.	48.370		48.370
**D	THE XSTRATA CANADA PENSION FUNDS TRST FOREIGN EQUITY FDTY FD	54.497		54.497
**D	NSP MONTICELLO MINNESOTA RETAILQUALIFIED TRUST	1.344		1.344
**D	NSP MINNESOTA PRAIRIE I. RETAIL QUALIFIED TRUST	1.080		1.080
**D	NSP MINNESOTA RETAIL PRAIRIE IIQUALIFIED TRUST	1.160		1.160
**D	NEW YORK STATE DEFERRED COMPENSATION PLAN	3.048		3.048
**D	HYDRO ONE PENSION PLAN .	13.654		13.654
**D	OLEARY GLOBAL INFRASTRUCTURE YIELD FUD	50.372		50.372
**D	PUBLIC EMPLOYEES RETIREMENT SYSTEM OF NEVADA	44.200		44.200
**D	PG&E POSTRET. MEDICAL PLAN TR.MGMT & NONBARGAINING	1.426		1.426
**D	ARIZONA PSERS TRUST	14.015		14.015
**D	RENAISSANCE GLOBAL INFRASTRUCTURE FUND	218.799		218.799
**D	AT&T UNION WELFARE BENEFIT TRUST	43.060		43.060
**D	SEMPRA ENERGY PENSION MASTER TRUST	10.549		10.549
**D	SAN DIEGO GAS AND ELEC CO NUCLEAR FACILITIES QUAL DEC	5.468		5.468
**D	TREASURER STATE OF MISSISSIPPI.	18.685		18.685
**D	TEXTRON INC.	103.675		103.675
**D	QWEST PENSION TRUST .	12.176		12.176
**D	FOREST FOUNDATION	74		74
**D	SEQUOIA FOUNDATION	64		64
**D	STEWARDSHIP FOUNDATION	175		175
**D	NEW TRUST NUMBER ONE	303		303
**D	IRREVOCABLE TRUST OF CD WEYERHAUSER	582		582
**D	IRREVOCABLE TRUST OF CD WEYERHAUSER	193		193
**D	INTERNATIONAL BANK FOR RECONSTRUCTION AND DEVELOPMENT	6.975		6.975
**D	STICHTING NEDLLOYD PENSIOENFONDS	26.074		26.074
**D	STICHTING PENSIOENFONDS HORECA & CATERING	22.109		22.109



Assemblea Ordinaria del 19 aprile 2011
(2^ Convocazione del 20 aprile 2011)

LISTA ESITO DELLE VOTAZIONE


Oggetto: Ulteriori piani di incentivazione

FAVOREVOLI

Badge	Ragione Sociale	Proprio	Delega	Totale
**D	DERBYSHIRE COUNTY COUNCIL SUPERANNUATION FUND		39.241	39.241
**D	NATIONAL PENSIONS RESERVE FUND/COMMISSION		233.731	233.731
**D	PETTELAAR EFFECTENBEW INZ SNSRESP IND FND		30.852	30.852
**D	ING GLOBAL EQUITY DIVIDEND AND PREMIUM OPPORTUNITY FUND		761.853	761.853
**D	QUEENSLAND INVESTMENT CORPORATION		26.043	26.043
**D	ING INTERNATIONAL HIGH DIVIDEND EQUITY INCOME FUND		20.268	20.268
**D	JANA PASSIVE GLOBAL SHARE TRUST		13.997	13.997
**D	STATE PUBLIC SECTOR SUPERANNUATION SCHEME		50.802	50.802
**D	TELSTRA SUPERANNUATION SCHEME		73.803	73.803
2126	CARADONNA GIANFRANCO MARIA	1		1
2225	AVADIO VITTORIO	5		5
DE*	D'ATRI MARIANNA			
DE*	D&C GOVERNANCE S.R.L.		1	1
DE*	INVESTIMENTI SUD ITALIA S.R.L.		1	1
2284	AVERARDI GIOVANNI			
DE*	ALLENZA TORO SPA		73.654	73.654
DE*	ASSICURAZIONI GENERALI S.P.A.		16.509.924	16.509.924
DE*	GENERTELLIFE SPA		3.150	3.150
505	MINCATO NICOLETTA			
DE*	FONDAZIONE CASSA DI RISPARMIO		26.588.098	26.588.098
811	VALLE MARCO			
DE*	ALLIANZ GLOBAL INVESTOR ITALIA SGR SPA ALLIANZ AZIONI ITALIA		370.000	370.000
864	CUSMAI MAURO			
DE*	SCHEMAVENTOTTO S.P.A.		199.799.318	199.799.318
DE*	SINTONIA SA		53.814.527	53.814.527
982	PIEDINI LUCIANO			
DE*	GIGLIO SERVIZI AMBIENTALI E BONIFICHE SRL		1.000	1.000

Totale voti 325.362.895
 Percentuale votanti % 78,851238
 Percentuale Capitale % 54,200308

321 Teste: 15
 8 Azionisti in delega: 313



Assemblea Ordinaria del 19 aprile 2011
(2^ Convocazione del 20 aprile 2011)

ESITO VOTAZIONE

Oggetto : **Acquisto e alienazione di azioni proprie**


Hanno partecipato alla votazione:

-n° 862 azionisti,

portatori di n° 412.628.774 azioni ordinarie, tutte ammesse al voto.

Hanno votato:

		* su Azioni Ordinarie
Favorevoli	411.396.149	99,701275
Contrari	<u>1.231.624</u>	0,298482
Astenuti	1.000	0,000242
Non Votanti	<u>1</u>	0,000000
Totale	<u>412.628.774</u>	100,000000



Assemblea Ordinaria del 19 aprile 2011
(2^ Convocazione del 20 aprile 2011)

LISTA ESITO DELLE VOTAZIONE

Oggetto: Acquisto e alienazione di azioni proprie

CONTRARI

Badge	Ragione Sociale	Proprio	Delega	Totale
2092	DE COSMO LEONARDO			
**D	FCPE MULTIPAR EQ. SOC. RES	19.252	19.252	19.252
**D	FCPE MULTIPAR ACTS SR	53.469	53.469	53.469
**D	MULTIPAR SOLIDAIRE DYNA SR	33.341	33.341	33.341
**D	PICTET & CIE/NON RES EXEMPT GCT	23.987	23.987	23.987
**D	FDT ETHOS	5.585	5.585	5.585
**D	HELABA INVEST KAPITALANLAGENGESELLSCHAFT MBH	100	100	100
**D	STICHTING PENSIOENFONDS VAN DE METALEKTR	7.717	7.717	7.717
**D	STICHTING PENSIOENFONDS VAN DE METALEKTR	19.733	19.733	19.733
**D	STICHTING BEDRIJFSPENSIOENFONDS VOOR	207.988	207.988	207.988
**D	TREDUJE AP-FONDEN	135.252	135.252	135.252
**D	FUARDE AP-FONDEN	1.176	1.176	1.176
**D	AVIVA INVESTORS MANAGED FUND ICVC - DIVERSIFIED STRATEGY FUND	20.319	20.319	20.319
**D	AVIVA LIFE & PENSIONS UK LIMITED	70.803	70.803	70.803
**D	AVIVA LIFE PENSIONS UK LIMITED	1.100	1.100	1.100
**D	PF (LUX) EUR. SUSTAINABLE EQ PO L	9.555	9.555	9.555
**D	AVIVA INVESTORS INTERNATIONAL INDEX TRACKING FUND	770	770	770
**D	STICHTING MN SERVICES AANDELENFONDS EUROPA III	5.945	5.945	5.945
**D	STICHTING MN SERVICES AANDELENFONDS EUROPA	42.804	42.804	42.804
**D	STICHTING PENSIOENFONDS METAAL EN TECHNIEK	2.949	2.949	2.949
**D	AVIVA INVESTORS BALANCED MANAGED FUND	320.765	320.765	320.765
**D	IAM NATIONAL PENSION FUND	70.650	70.650	70.650
**D	ANDRA AP-FONDEN (AP2)	140.000	140.000	140.000
**D	FCP ERAFF ACTIONS EUROS4 BTF P	9.818	9.818	9.818
**D	AVIVA UKGI INVESTMENTS LIMITED	2.472	2.472	2.472
**D	MLC LIMITED	26.074	26.074	26.074
**D	STICHTING NEDLLOYD PENSIOENFONDS			

Totale voti


1.231.624

Percentuale votanti %

0,298482

Percentuale Capitale %

0,203169




Assemblea Ordinaria del 19 aprile 2011
(2^ Convocazione del 20 aprile 2011)

LISTA ESITO DELLE VOTAZIONE
Oggetto: Acquisto e alienazione di azioni proprie

ASTENUTI

Badge	Ragione Sociale	Proprio	Delega	Totale
2102	BERTANI FIER GIORGIO	1.000		1.000
Totale voti				
Percentuale votanti %				
Percentuale Capitale %				



1	Teste:	1	Pagina 2
1	Azionisti	0	
1	Azionisti in delega:		

Assemblea Ordinaria del 19 aprile 2011
(2^ Convocazione del 20 aprile 2011)


LISTA ESITO DELLE VOTAZIONE
Oggetto: Acquisto e alienazione di azioni proprie

NON VOTANTI

Badge 2126 Ragione Sociale CARADONNA GIANFRANCO MARIA

Totale voti 1
Percentuale votanti % 0,000000
Percentuale Capitale % 0,000000


Proprio 1
Delega
Totale 1



1 Azionisti
1 Azionisti in proprio

1 Azionisti in delega

Pagina 3



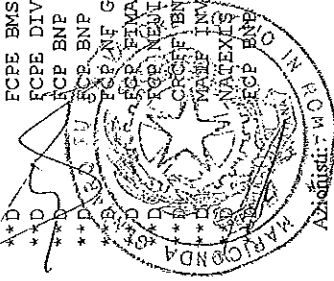
Assemblea Ordinaria del 19 aprile 2011
(2^ Convocazione del 20 aprile 2011)

LISTA ESITO DELLE VOTAZIONE

Oggetto: Acquisto e alienazione di azioni proprie

FAVOREVOLI

Badge	Ragione Sociale	Proprio	Delega	Totale
1138	VITANGELI GIORGIO	5		5
1159	ACCIARO GIUSEPPE	3		3
1388	RODINO' WALTER	2		2
1628	REALE DAVIDE GIORGIO	11		11
1639	PINORI ROBERTO	2.415		2.415
1999	CAMERINI BRUNO	3.706		3.706
2092	DE COSMO LEONARDO			
**D	DANSKE BANK A/S CLIENTS NET INVESTORS		26.682	26.682
**D	SCUDDER VARIABLE SERIES II - SCUDDER INTERNATIOI SELECT PORTFOLIO		5.502	5.502
**D	SCHWAB INTERNATIONAL INDEX FUND		46.907	46.907
**D	VANGUARD EUROPEAN STOCK INDEX FUND		324.564	324.564
**D	VANGUARD TAX-MANAGED INTERNATIONAL FUND		179.204	179.204
**D	MORGAN GRENFELL INTERNATIONAL SELECT EQUITY FUND		8.831	8.831
**D	SEI INST INVEST TRUST WORLD EQ EX-US FUN		30.211	30.211
**D	MATB NISSAY/PANAGORA GLOBAL EQUITY PASSIVE FUND		4.200	4.200
**D	BBH/MTBJ/NISSAY/PANAGORA FORGN EQ INDEX MOTHER FND		534	534
**D	BBH/THE MT BOJ LTD RE:GLB EQUITIES INDX MOTHER FD		10.371	10.371
**D	VANGUARD INTERNATIONAL VALUE FUND		1.471.680	1.471.680
**D	FIDELITY FUNDS SICAV		1.318.570	1.318.570
**D	ING DIRECT		4.218	4.218
**D	OFI INSTITUTIONAL INTERNATIONAL INDEX FU		1.914	1.914
**D	3 TO 1 DIVERSIFIED EQUITY FUND		8.991	8.991
**D	SEI INST INV TRUST SCREENED WORL		393	393
**D	VANGUARD TOTAL WORLD STOCK INDEX FUND		18.840	18.840
**D	SDA INTERNATIONAL EQUITY INDEX FUND		5.049	5.049
**D	VANGUARD DEVELOP MARKET INDEX FUND		299.947	299.947
**D	VANGUARD FTSE ALL-WORLD EX US INDEX FUND		339.319	339.319
**D	PYRAMIS GLOBAL EX US INDEX FUND LP		5.092	5.092
**D	SCHWAB FUNDAMENTAL INTER LARGE COMP IN FUND		9.622	9.622
**D	FCPE GPE FORD FR.BNP DIV ND		6.789	6.789
**D	FCPE LIMACTIF		4.674	4.674
**D	FCPE KONE INVESTISSEMENT		8.109	8.109
**D	FCPE BMS ACTIONS		8.074	8.074
**D	FCPE DIVERSIMONDE		6.060	6.060
**D	FCP BNP ACTIONS PEA EURO		66.634	66.634
**D	FCPE BNP ACTION EUROPE		4.222	4.222
**D	FCPE BNP GALILEE		23.956	23.956
**D	FCPE PENA EUROPE		37.444	37.444
**D	FCPE NEULLY ACTIONS		10.784	10.784
**D	ORCEFF BENPP AM		31.866	31.866
**D	WATF INVEST RESPO EUROPE		41.968	41.968
**D	MATEXIS PERFORMANCE I		4.462	4.462
**D	FCPE BNP PBAS GEST PRUDENT		5.789	5.789



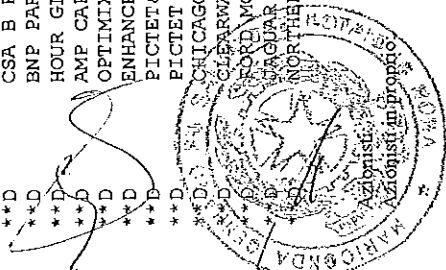
Assemblea Ordinaria del 19 aprile 2011
(2^ Convocazione del 20 aprile 2011)

LISTA ESITO DELLE VOTAZIONE

Oggetto: Acquisto e alienazione di azioni proprie

FAVOREVOLI

Badge	Ragione Sociale	Proprio	Delega	Totale
**D	INVECO ACTIONS EUROPE	304.318	304.318	304.318
**D	FCP BNPPBAS GEST EQUILIBRE	15.386	15.386	15.386
**D	BNP PBAS GEST DYNAMIQUE	9.429	9.429	9.429
**D	EASY ETF DJ EURO STOXX	5.466	5.466	5.466
**D	FCPE SAUR EPARGNE	18.039	18.039	18.039
**D	FCPE FDS DIVERSIF.TEL 1	4.511	4.511	4.511
**D	FCP MISTRAL	7.628	7.628	7.628
**D	FCP NE COLLINES IN	202.459	202.459	202.459
**D	FCP AIR FRANCE IFC2	9.079	9.079	9.079
**D	FCP BNP ETHEIS	231.479	231.479	231.479
**D	FCP FORTIS ETOILE FCR	21.260	21.260	21.260
**D	FCP REUNICA FORTIS	60.559	60.559	60.559
**D	ASSOCIATION VALENTIN HAUY POUR LE BIEN D	6.611	6.611	6.611
**D	FCP BNPP ACT EURO ALPHA	805.331	805.331	805.331
**D	FCPE MASTERFOODS	15.126	15.126	15.126
**D	AGIPI MONDE DURABLE	68.417	68.417	68.417
**D	FCP AXA EUROPE DU SUD	23.993	23.993	23.993
**D	HENDERSON EUROPEAN ENHANCED EQUITY FUND	52.306	52.306	52.306
**D	PARVEST	263.582	263.582	263.582
**D	EASYETF NMX30 INFRASTRUCTURE GLOBAL FCP	36.168	36.168	36.168
**D	PARWORLD	16.273	16.273	16.273
**D	CSA L EQUITY EURO NEW	420	420	420
**D	CSA L EQUITY WORLD	881	881	881
**D	CSA L EUROPEAN LARGE CAPS	20.077	20.077	20.077
**D	CSA L EQUITY SRI EUROPE	107	107	107
**D	CSA L GLOBAL QUANT EQUITY POOL	71	71	71
**D	BNP PARIBAS L I	7.154	7.154	7.154
**D	CSA B EQUITY EURO	10.366	10.366	10.366
**D	CSA B EUROPEAN LARGE CAP	12.427	12.427	12.427
**D	CSA EQUITY SRI EUROPE	7.987	7.987	7.987
**D	CSA B PENSION EQ EMU L.C.D.	320	320	320
**D	BNP PARIBAS INSTITUTIONAL I	13.494	13.494	13.494
**D	HOOR GLASS INDEXED INT SHARED SECT TRUST	5.143	5.143	5.143
**D	AMP CAPITAL CORE LSTD INFRASTRUCTURE FD	56.756	56.756	56.756
**D	OPTIMIX WHOLESAL GLOBAL SHARE TRUST	963	963	963
**D	ENHANCED INDEX INTERNATIONAL SHARE FUND	43.047	43.047	43.047
**D	PICTET&CIE/DTA15%(DIV)12.5%(INT)	9.228	9.228	9.228
**D	PICTET & CIE (EUROPE) SAPICTET & CIE (EUROPE) SA PIC	9.032	9.032	9.032
**D	CHICAGO TRANSIT AUTHORITY RETIREE HEALTH	19.810	19.810	19.810
**D	CLEARWATER INTERNATIONAL FUND	4.678	4.678	4.678
**D	FORD MOTOR COMPANY DEFINED BENEFIT	33.139	33.139	33.139
**D	WAGUAR PENSION PLAN	3.557	3.557	3.557
**D	NORTHERN INTL EQUITY INDEX FUND	43.989	43.989	43.989




Assemblea Ordinaria del 19 aprile 2011
(2^ Convocazione del 20 aprile 2011)

LISTA ESITO DELLE VOTAZIONE

Oggetto: Acquisto e alienazione di azioni proprie

FAVOREVOLI

Badge	Ragione Sociale	Proprio	Delega	Totale
**D	NT GLOBAL INVESTMENT COLL FUNDS	280.103	280.103	280.103
**D	NTGI-QM COMMON DAILY ALL COUNTRY WORLD E	4.914	4.914	4.914
**D	1982 SMITH TRUST	1.948	1.948	1.948
**D	THE HENRY SMITH CHARITY	9.011	9.011	9.011
**D	TRINITY COLLEGE	1.483	1.483	1.483
**D	WHEELS COMMON INVESTMENT FUND	11.747	11.747	11.747
**D	THE MASTER TRUST BANK OF JAPAN	1.935	1.935	1.935
**D	HARVEY HUBBELL INC MSTR PENS TRUST	1.397	1.397	1.397
**D	A I DUPONT TESTAMENTARY TRUST	10.800	10.800	10.800
**D	FORD MOTOR COMPANY DEFINED BENEFIT	6.244	6.244	6.244
**D	LEGAL&GENERAL EUROPEAN INDEX TRUST	239.032	239.032	239.032
**D	RBS LEGAL E GENERAL INTL INDEX TRUST	5.480	5.480	5.480
**D	NORTHERN GLOBAL SUSTAINABILITY INDEX FUN	2.607	2.607	2.607
**D	NATIONAL RAILROAD INVESTMENT TRUST	62.382	62.382	62.382
**D	NATIONAL RAILROAD RET INVESTMENT TRUST PUBL FUND	168.885	168.885	168.885
**D	NEW ZEALAND SUPERANNUATION FUND	10.375	10.375	10.375
**D	UNITED NATIONS RELIEF AND WORKS FOR PALESTINIAN REFUGEES IN THE NEAR EAST	1.374	1.374	1.374
**D	NORTHERN INSTIT FUNDS INT INDEX PF	4.961	4.961	4.961
**D	MUNICIPAL EMP ANNUITY E BEN FD CHICA	4.802	4.802	4.802
**D	ICL COMMON INVESTMENT FUND	162.981	162.981	162.981
**D	ANDREW W. MELLON FOUNDATION	610	610	610
**D	PUBLIC SCHOOL TEACHERS PNS & RET.FND	293.331	293.331	293.331
**D	QM COMMON DAILY WORLD INDEX FUND	10.998	10.998	10.998
**D	UNILIEVER PENSION FUND	617.339	617.339	617.339
**D	UNITED FOOD WORKERS UNION INDUSTRY	561	561	561
**D	FS PARAMETRIC PARTNERS	2.965	2.965	2.965
**D	INTERNATIONAL EQUITY PARTNERS	2.266	2.266	2.266
**D	HK MONETARY AUTHORITY	189.475	189.475	189.475
**D	HONG KONG SPECIAL ADMIN EXCHANGE FD	38.808	38.808	38.808
**D	INTERNATIONAL EQUITY FUND	4.648	4.648	4.648
**D	WOO HAY TONG INVESTMENT LTD	21.483	21.483	21.483
**D	FOURTH AVENUE INVESTMENT COMPANY	1.702	1.702	1.702
**D	SENTINEL INTERNATIONAL TRUST	175	175	175
**D	SENTINEL INTERNATIONAL FUND	175	175	175
**D	SILVER GROWTH FUND, LP	1.221	1.221	1.221
**D	COMMON-MONTHLY INTL EX-JAPAN EQUITY	8.420	8.420	8.420
**D	GENERAL PROVIDENT FUND BOARD	4.626	4.626	4.626
**D	NATIONAL COUNCIL FOR SOCIAL SEC FUND	5.338	5.338	5.338
**D	NATIONAL COUNCIL FOR SOCIAL SEC FUND	6.527	6.527	6.527
**D	NATIONAL COUNCIL FOR SOCIAL SEC FUND	34.808	34.808	34.808
**D	NATIONAL COUNCIL FOR SOCIAL SEC FUND	6.111	6.111	6.111
**D	INCOME TRUST: FIDELITY S GLOBAL EX US I	5.138	5.138	5.138
**D	NORTHERN TRUST QUANTITATIVE FUND PLC	14.908	14.908	14.908




Assemblea Ordinaria del 19 aprile 2011
(2^ Convocazione del 20 aprile 2011)

LISTA ESITO DELLE VOTAZIONE

Oggetto: Acquisto e alienazione di azioni proprie

FAVOREVOLI

Badge	Ragione Sociale	Proprio	Delega	Totale
**D	NORTHERN TRUST UNIT TRUST		69.507	69.507
**D	NORTHERN TRUST ROBUSTA FUND		53.122	53.122
**D	FORD OF CANADA MASTER TRUST FUND		4.994	4.994
**D	CITY OF REGINA POLICE PENSION PLAN		6.736	6.736
**D	CITY OF REGINA CIVIC SUPER BENEFIT		43.960	43.960
**D	HSBC CANADIAN BALANCED FUND		2.008	2.008
**D	MICROSOFT GLOBAL FINANCE LIMITED		55.513	55.513
**D	BLUE SKY GROUP		114.287	114.287
**D	FUTURE FUND FOR BOARD OF GUARDIANS		39.942	39.942
**D	FUTURE FUND INVESTMENT COMPANY NO.2 PTY		2.191.175	2.191.175
**D	GARD COMMON CONTRACTUAL FUND		1.492	1.492
**D	CLERICAL MED INVEST GROUP LIMITED		11.461	11.461
**D	HALIFAX INTL INVEST ICVC EUROPEAN FD		33.310	33.310
**D	STICHTING PENSIOENFONDS SAGITTARIUS		12.749	12.749
**D	ABU DHABI RETIREMENT PENSION FUND		10.073	10.073
**D	STICHTING PENSIOENFONDS CAMPINA		10.427	10.427
**D	EAST RIDING PENSION FUND		21.000	21.000
**D	STICHTING DELA DEPOSITARY AND MANAGEMENT		16.867	16.867
**D	UNIVEST		31.811	31.811
**D	CITADEL EQUITY FUND A/C LTD		6.086	6.086
**D	COMMONWEALTH OF PENNSYLVANIA - PUBLIC SCHOOL EMPLOYEES' RETIREMENT SYSTEM		27.437	27.437
**D	UBS (LUX) EQUITY FUND - EURO COUNTRIES		32.594	32.594
**D	UBS FUND MANAGEMENT (LUXEMBOURG) S.A.		70.769	70.769
**D	UBS (LUX) STRATEGY XTRA SICAV		4.317	4.317
**D	TRUST E CUSTODY SERVICES BANK LTD		123.084	123.084
**D	JO HAMBRO CAPITAL MANAGEMENT UMBRELLA FU		258.399	258.399
**D	T. ROWE PRICE FUNDS SICAV		333	333
**D	MORGAN STANLEY INVESTMENT FUNDS		48.129	48.129
**D	JPMORGAN INVESTMENT FUNDS		80.880	80.880
**D	SCHRODER INTERNATIONAL SELECTION FUND		149.293	149.293
**D	VANGUARD INVESTMENT SERIES, PLC		310.745	310.745
**D	SAS TRUSTEE CORPORATION		208.940	208.940
**D	BLACKROCK AUSTRALIA LTD AS RESPONSIBLE E		36.792	36.792
**D	AUSCOAL SUPERANNUATION FUND		450.986	450.986
**D	AUSTRALIANSUPER		81.834	81.834
**D	UBS GLOBAL ASSET MANAGEMENT LIFE LTD		33.417	33.417
**D	LABOR PENSION FUND SUPERVISORY COMMITTEE-LABOR RETIREMENT FUND		3.895	3.895
**D	LABOR PENSION FUND SUPERVISORY COMMITTEE		2.819	2.819
**D	LABOR PENSION FUND SUPERVISORY COMMITTEE		2.142	2.142
**D	LABOR PENSION FUND SUPERVISORY COMMITTEE		19.320	19.320
**D	PROCKEYELLER & CO., INC		9.042	9.042
**D	COMPENSIUM INVEST AFDELING GLOBAL AKTIEN		1.332	1.332
**D	QUANTIS SUPERANNUATION PLAN		646.905	646.905
**D	QUANTIS SUPERANNUATION PLAN			
**D	SSPSAL ATF THE SPSF - GLOBAL LISTED INFRASTRUCTURE SECTOR TRUST			






Assemblea Ordinaria del 19 aprile 2011
(2ª Convocazione del 20 aprile 2011)

LISTA ESITO DELLE VOTAZIONE

Oggetto: Acquisto e alienazione di azioni proprie

FAVOREVOLI

Badge	Ragione Sociale	Proprio	Delega	Totale
**D	FUNDACAO CALOUSTE GULBENKIAN		22.385	22.385
**D	THE BOEING COMPANY EMPLOYEE RETIREMENT P		124.389	124.389
**D	BLACKROCK INDEXED ALL-COUNTRY EQUITY FUN		1.380	1.380
**D	VANGUARD GLOBAL INFRASTRUCTURE FUND		128.357	128.357
**D	THE TRUSTEE FOR INTERNATIONAL EQUITIES S		4.469	4.469
**D	AUSTRALIAN REWARD INVESTMENT ALLIANCE		12.828	12.828
**D	VANGUARD CARBON AWARE INTERNATIONAL SHAR		12.249	12.249
**D	HARTFORD LIFE INSURANCE COMPANY		9.528	9.528
**D	VANGUARD INTERNATIONAL SHARE INDEX FUND		76.243	76.243
**D	SIJOITUSRAHASTO ALFRED BERG GLOBAL		7.374	7.374
**D	HEALTH SUPER FUND		266.531	266.531
**D	SIJOITUSRAHASTO ALFRED BERG EUROPE		67.950	67.950
**D	THE BOEING COMPANY EMPLOYEE RETIREMENT PLANS MASTER TRUST		95.587	95.587
**D	FIDELITY INVESTMENT FUNDS - EUROPEAN FUN		4.340.340	4.340.340
**D	FIDELITY EUROPEAN VALUES PLC		974.904	974.904
**D	AVIVA INVESTORS MANAGER OF MANAGER ICVC		47.901	47.901
**D	AMONIS NV		3.727	3.727
**D	FIDELITY INSTITUTIONAL FUNDS ICVC - FIDE		585.253	585.253
**D	FIDELITY INSTITUTIONAL PAN EUROPEAN FUND		43.382	43.382
**D	EQ ADVISORS TRUST - EQ/INTERNATIONAL COR		15.177	15.177
**D	NVIT INTERNATIONAL INDEX FUND		33.746	33.746
**D	CHURCH COMMISSIONERS FOR ENGLAND		8.266	8.266
**D	GOVERNMENT OF NORWAY		14.197.489	14.197.489
**D	STATE OF WYOMING, WYOMING STATE TREASURE		10.693	10.693
**D	JNL/MELLON CAPITAL MANAGEMENT INTERNATIO		30.591	30.591
**D	THE BOEING COMPANY EMPLOYEE RETIREMENT P		15.358	15.358
**D	EQ ADVISORS - AXA TACTICAL MANAGER INTER		18.773	18.773
**D	EQ ADVISORS - AXA TACTICAL MANAGER INTER		17.601	17.601
**D	WASHINGTON STATE INVESTMENT BOARD		142.353	142.353
**D	VANTAGEPOINT OVERSEAS EQUITY INDEX FUND		5.383	5.383
**D	COMMINGLED PENSION TRUST FUND (INTERNATI		22.152	22.152
**D	STATE OF INDIANA, PUBLIC EMPLOYEES' RETI		18.454	18.454
**D	JP MORGAN CHASE RETIREMENT PLAN		66.333	66.333
**D	EQ ADVISORS TRUST- EQ/TEMPLETON GLOBAL E		3.025	3.025
**D	EQ ADVISORS TRUST - EQ/GLOBAL MULTI-SECT		20.142	20.142
**D	EMPLOYEES RETIREMENT SYSTEM OF TEXAS.		139.025	139.025
**D	PREMIER VIP TRUST - MULTIMANGER INTE		9.901	9.901
**D	JPMORGAN INTERNATIONAL EQUITY INDEX FUND		47.035	47.035
**D	NATIONWIDE INTERNATIONAL INDEX FUND		43.974	43.974
**D	WYOMING PRICE INTERNATIONAL INDEX FUND, I		13.183	13.183
**D	BLACKROCK ASSET MANAGEMENT PENSIONS LIMI		1.142.406	1.142.406
**D	BLACKROCK INDEX SELECTION FUND		133.211	133.211
**D	BLACKROCK ACTIVE EQUITY FUNDS (DUBLIN) P		1.526	1.526

Assemblea Ordinaria del 19 aprile 2011
(2^ Convocazione del 20 aprile 2011)

LISTA ESITO DELLE VOTAZIONE

Oggetto: Acquisto e alienazione di azioni proprie

FAVOREVOLI

Badge	Ragione Sociale	Proprio	Delega	Totale
**D	GOLDMAN SACHS TRUST - GOLDMAN SACHS STRUCTURED INTERNATIONAL TAX-MANAGED EQUITY		457.900	457.900
**D	PETERCAM B FUND		70.001	70.001
**D	SCHRODER GLOBAL EQUITY INCOME FUND		77.323	77.323
**D	THE MASTER TRUST BANK OF JAPAN LTD AS TRUSTEE FOR MUTB400045794 11-3		293.885	293.885
**D	THE MASTER TRUST BANK OF JAPAN LTD AS TRUSTEE FOR MUTB400045795 11 3		292.707	292.707
**D	JPMORGAN EUROPEAN INVESTMENT TRUST PLC		10.972	10.972
**D	ALLIANZ UK & EUROPEAN INVESTMENT FUNDS -		59.027	59.027
**D	THE MASTER TRUST BANK OF JAPAN LTD AS TRUSTEE FOT MTBJ400045825		22.768	22.768
**D	THE MASTER TRUST BANK OF JAPAN, LTD. AS TRUSTEE FO FOR MTBJ400045826		321.539	321.539
**D	THE MASTER TRUST BANK OF JAPAN, LTD. AS TRUSTEE FOR MUTB400045792		288.034	288.034
**D	VANGUARD TOTAL INTERNATIONAL STOCK INDEX		895.201	895.201
**D	NORGES BANK		249.210	249.210
**D	PUBLIC EMPLOYEES RETIREMENT ASSOCIATION		29.526	29.526
**D	STATE OF NEW MEXICO STATE INVESTMENT COU		32.306	32.306
**D	VANGUARD FIDUCIARY TRUST COMPANY EUROPEA		17.283	17.283
**D	MASTER INTERNATIONAL INDEX SERIES OF QUA		25.136	25.136
**D	BLACKROCK ASSET MANAGEMENT PENSIONS LIMITED		12.160	12.160
**D	JAPAN TRUSTEE SERVICES BANK LTD AS TRUST		26.767	26.767
**D	AXA-EB 510		1.036	1.036
**D	PENN SERIES DEVELOPED INTERNATIONAL INDE		1.465	1.465
**D	FRONTIER COMMUNICATIONS PENSION PLAN		36.292	36.292
**D	T.ROME PRICE RETIREMENT DATE TRUST		7.416	7.416
**D	BOMBARDIER TRUST U.S. MASTER TRUST		39.105	39.105
**D	DAVID E MOORE		1.624	1.624
**D	EQ ADVISORS TRUST-AXA TACTICAL MANAGER INTERNATIONAL PORTFOLIO 1		6.795	6.795
**D	HOBART PUBLIC MARKET INVESTMENT LLC		1.799	1.799
**D	MMA PRAXIS INTERNATIONAL INDEX FUND		2.117	2.117
**D	GENTLENESS LLC		556	556
**D	SIMON LOE FUND, LP		1.715	1.715
**D	WEST SUBURBAN RETIREMENT INCOME PLAN		206	206
**D	RESURRECTION HEALTH CARE PENSION PLAN		710	710
**D	RESURRECTION HEALTH CARE		1.577	1.577
**D	GLORYA KAUFMAN MARITAL TRUST		812	812
**D	T ROME PRICE REAL ASSETS FUND INC		102.847	102.847
**D	EPWORTH INVESTMENT FUND		3.819	3.819
**D	FIRST STATE GLOBAL OPPORTUNITIES FUND		55.653	55.653
**D	HSEC BANK (UK) PENSION SCHEME		1.167.034	1.167.034
**D	NUCLEAR LIABILITIES FUND LIMITED		10.332	10.332
**D	WEST MIDLANDS METROPOLITAN AUTHORITI		78.749	78.749
**D	WEST YORKSHIRE PENSION FUND		36.750	36.750
**D	HSEC BANK PLC A/C HSEC ET		904	904
**D	CANADA POST CORPORATION PENSION PLAN		313.451	313.451
**D	EDUCATORS GLOBAL FUND		258	258




Assemblea Ordinaria del 19 aprile 2011
(2^ Convocazione del 20 aprile 2011)

LISTA ESITO DELLE VOTAZIONE

Oggetto: Acquisto e alienazione di azioni proprie

FAVOREVOLI

Badge	Ragione Sociale	Proprio	Delega	Totale
**D	MANULIFE INTERNATIONAL EQUITY INDEX FUND		3.098	3.098
**D	MANULIFE INTERNATIONAL EQUITY (83)		25.614	25.614
**D	UNITED ENHANCED INCOME POOL		100.930	100.930
**D	EAFE EQUITY INDEX FUND		29.186	29.186
**D	LODH OPUS EAFE EQUITY FUND		10.715	10.715
**D	RARE SERIES VALUE FUND		1.751	1.751
**D	RARE INFRASTRUCTURE VALUE FUND		377.287	377.287
**D	GENERAL MOTORS CANADA DOMESTIC TRUST		1.977	1.977
**D	BOMBARDIER TRUST (CANADA) REAL RETURN AS		226.298	226.298
**D	THE BOMBARDIER TRUST (UK)		200.233	200.233
**D	SELECT INCOME ADVANTAGE MANAGED TRUST		428.550	428.550
**D	YIELD ADVANTAGE INCOME FUND		5.060	5.060
**D	CI CORPORATE CLASS LTD		458.310	458.310
**D	SIGNATURE INCOME E GROWTH FUND		37.525	37.525
**D	SIGNATURE HIGH INCOME FUND		26.565	26.565
**D	SKYLON GROWTH E INCOME TRUST		10.323	10.323
**D	BELL ALLIANT REGIONAL COMMUNICATIONS INC		64.967	64.967
**D	PGSF GLOBAL INCOME STOCK		81.666	81.666
**D	INVESTMENT MANAGEMENT UNIT SEI INVESTMENTS, ATTN NOREEN PARK		16.851	16.851
**D	JAPAN TRUSTEE SERVICES BANK LTD RB DBU STRATEGY ME (TAX-EXEMPT QII)		648	648
**D	FIL LIMITED FIDELITY INTERNATIONAL LIMITED		2.100	2.100
**D	FIDELITY ACTIVE STRATEGY SICAV		108.058	108.058
**D	HF INDUS OF THE FUT FD		10.487	10.487
**D	SIGNATURE DIVERSIFIED YIELD TRUST		867.465	867.465
**D	TRIODOS SICAV I		66.126	66.126
**D	MACQUARIE GLOBAL INFRASTRUCTURE TOTAL RE		980.079	980.079
**D	UBS FUND MANAGEMENT (SWITZERLAND) AG		132.443	132.443
**D	THE ROYAL BOROUGH OF KENSINGTON AND CHEL		1.457	1.457
**D	DUKE ENERGY CORPORATION MASTER RET		263.308	263.308
**D	HSBC EUROPEAN INDEX FUND		18.923	18.923
**D	T ROWE CONCENTRATED INTERNAT EQUITY FUND		8.346	8.346
**D	T. ROWE PRICE GLOBAL INFRASTRUCTURE FUND		37.210	37.210
**D	SHELL PENSIONS TRUST LIMITED AS TRUSTEE OF SHELL C.P.FUND		74.896	74.896
**D	SWITCHING SHELL PENSIONFONDS		103.860	103.860
**D	H.E.S.T. AUSTRALIA LIMITED		8.379	8.379
**D	SHELL TRUST (BERMUDA) LTD AS TRUSTEE OF THE SHELL OVERSEAS C.P. FUND		22.904	22.904
**D	LOTHIAN PENSION FUND		3.995	3.995
**D	WARREN TRUSTEE SERVICES BANK,LTD INV. FUND		18.622	18.622
**D	CHESTERFIELD INFRASTRUCTURE FUND		1.977	1.977
**D	GOLDMAN SACHS JBWERE GLOBAL		219.125	219.125
**D	LMW (LUXEMBOURG) SARL)		11.321	11.321
**D	MESUHO MAZARD MASTER FUND		23.799	23.799





Assemblea Ordinaria del 19 aprile 2011
(2^ Convocazione del 20 aprile 2011)

LISTA ESITO DELLE VOTAZIONE

Oggetto: Acquisto e alienazione di azioni proprie

FAVOREVOLI

Badge	Ragione Sociale	Proprio	Delega	Totale
**D	TG RARE INFRASTRUCTURE FUND		76.795	76.795
**D	THE NORTHWESTERN MUTUAL LIFE INSURANCE COMPANY-GASA EQUITY		4.861	4.861
**D	THE NORTHWESTERN MUTUAL LIFE INSURANCE CO.-FOREIGN EQUITY		13.153	13.153
**D	PICTET INTERNATIONAL EQUITY FUND LLC		128.095	128.095
**D	CHILDRENS HEALTHCARE OF ATLANTA INC.		7.261	7.261
**D	HARTFORD INTERNATIONAL-GLOBAL EQUITY (EX JAPAN) INDEX FUND		30.494	30.494
**D	FORWARD GLOBAL INFRASTRUCTURE FUND		225.000	225.000
**D	TRUST AND CUSTODY SERVICES BANK LTD.		117.016	117.016
**D	ACBERNSTEIN SICAV		4.158	4.158
**D	SHINKO GLBL INFRASTRUCTURE EQ FUND OF SHINKO GLOBAL TRUST		90.337	90.337
**D	CAAM		74.354	74.354
**D	NATIXIS AM		54.320	54.320
**D	AXA INVESTMENT MANAGERS PARIS		10.010	10.010
**D	SOCIETE GENERALE GESTION		25.917	25.917
**D	S2G		10.714	10.714
**D	AGI FRANCE		563.375	563.375
**D	ETCILE GESTION		230.761	230.761
**D	PIONEER ASSET MANAGEMENT SA		78.958	78.958
**D	TACONIC OPPORTUNITY MASTER FUND L.P. M AND C CORPORATE SERVICES LIMITED		160.169	160.169
**D	TACONIC OPPORTUNITY FUND LP		79.200	79.200
**D	TACONIC OPPORTUNITY FUND II L.P.		18.084	18.084
**D	TACONIC CAPITAL PARTNERS LP		583	583
**D	TACONIC MASTER FUND 1.5 L.P. M AND C CORPORATE SERVICES LIMITED		13.342	13.342
**D	GEORGES R.HAIRK PARAMETRIC PORTFOLIO ASSOCIATES		22.075	22.075
**D	BROOKFIELD REDDING GLOBAL INFRASTRUCTURE PARTNERS LP		2.525	2.525
**D	AEGON CUSTODY BY INZAKE AEGON BASISFONDS AANDELEN EUROPA		5	5
**D	STANDARD LIFE INVESTMENT LIMITED		5.708	5.708
**D	COLONIAL FIRST STATE INVESTMENTS LIMITED		3.882.361	3.882.361
**D	BALENTINE INTERNATIONAL EQUITY FUND SELECT LP		706.518	706.518
**D	WILSHIRE VARIABLE INSURANCE TRUST-INTERNATIONAL EQUITY FUND		8.012	8.012
**D	COLONIAL FIRST STATE INVESTMENT LIMITED		724	724
**D	LAZARD ASSET MANAGEMENT LTD.		18.178	18.178
**D	THE REPRESENTATIVE CHURCH BODY		31.572	31.572
**D	LAZARD GLOBAL ACTIVE FUNDS PLC		22.600	22.600
**D	WILMINGTON MULTI-MANAGER INTERNATIONAL FUND		88.866	88.866
**D	WILMINGTON MULTI-MANAGER INTERNATIONAL FUND		1.391	1.391
**D	WILMINGTON MULTI-MANAGER INTERNATIONAL FUND		5.785	5.785
**D	LAZARD ASSET MANAGEMENT LTD.		2.438.538	2.438.538
**D	WINFERTHUR LIFE UK LIMITED		7.602	7.602
**D	COLONIAL FIRST STATE INVESTMENT LIMITED		253.071	253.071
**D	HSBC BANK KOREA INC		244.033	244.033
**D	LAZARD GLOBAL PORTFOLIO FUNDS P.L.C		394.277	394.277
**D	MAGNAREE INVESTMENT MANAGEMENT LIMITED		1.016.352	1.016.352



Assemblea Ordinaria del 19 aprile 2011
(2^ Convocazione del 20 aprile 2011)

LISTA ESITO DELLE VOTAZIONE

Oggetto: Acquisto e alienazione di azioni proprie


FAVOREVOLI

Badge	Ragione Sociale	Proprio	Delega	Totale
**D	ADVANCED SERIES TRUST -AST ACADEMIC STRATEGIES ASSET ALLOCATION PORTFOLIO	206.495	206.495	206.495
**D	COLONIAL FIRST STATE INVESTMENTS LIMITED	157.156	157.156	157.156
**D	JAPAN TRUSTEE SERVICE BANK	61.352	61.352	61.352
**D	DYNAMIC INFRASTRUCTURE FUND	1.360	1.360	1.360
**D	AEGON CUSTODY B.V.	125.670	125.670	125.670
**D	WILMINGTON INTERNATIONAL EQUITY FUND SELECT LP	1.897	1.897	1.897
**D	LEGAL AND GENERAL ASSURANCE PENSIONS MANAGEMENT LIMITED	60.857	60.857	60.857
**D	LEGAL AND GENERAL ASSURANCE (PENSIONS MANAGEMENT) LTD	94.158	94.158	94.158
**D	AMBER CAPITAL ITALIA SGR SPA	75.650	75.650	75.650
**D	NUMERIC WORLD FUNDAMENTAL STATISTICAL ARBITRAGE LEVERED OFFSHORE FUND I, LTD	3.460	3.460	3.460
**D	NUMERIC STRATEGIC ALPHA FUND LP	680	680	680
**D	IRISH LIFE ASSURANCE	369.941	369.941	369.941
**D	LA COMPAGNIE FINANCIERE EDMOND DE ROTHSCHILD BANQUE	1.588.969	1.588.969	1.588.969
**D	NOVARTIS CORPORATION PENSION MASTER TRUST	45.659	45.659	45.659
**D	STATE FARM VARIABLE PRODUCT TRUST, INTERNATIONAL EQ INDEX F	7.506	7.506	7.506
**D	TEACHERS' RETIREMENT SYSTEM OF THE STATE OF ILLINOIS	24.516	24.516	24.516
**D	ARKWRIGHT, LLC	868	868	868
**D	LONDON BROUGH OF BARKING & DAGENHAM SUPERANNUATION FUND	51.277	51.277	51.277
**D	RUSSELL INVESTMENT COMPANY II PLC	75.119	75.119	75.119
**D	JOHN HANCOCK TRUST INTERNATIONAL EQUITY INDEX TRUST B	4.750	4.750	4.750
**D	JOHN HANCOCK TRUST INTERNATIONAL EQUITY INDEX TRUST A	6.130	6.130	6.130
**D	JOHN HANCOCK FUNDS II INTERNATIONAL EQUITY INDEX FUND	8.934	8.934	8.934
**D	SCHWAB INTERNATIONAL EQUITY ETF	15.817	15.817	15.817
**D	MANAGED PENSION FUNDS LIMITED	348.670	348.670	348.670
**D	CAVENHAM GLOBAL EQUITIES	3.621	3.621	3.621
**D	JOHN HANCOCK FUNDS II GLOBAL INFRASTRUCTURE FUND	3.900	3.900	3.900
**D	JOHN HANCOCK TRUST INTERNATIONAL INDEX TRUST	55.993	55.993	55.993
**D	IM VERBATIM FUNDS - IM VERBATIM PORTFOLIO 5 INCOME FUND	2.310	2.310	2.310
**D	LAZARD INTERNATIONAL EQUITY SELECT PORTFOLIO	4.701	4.701	4.701
**D	LAZARD RETIREMENT INTERNATIONAL EQUITY PORTFOLIO	318.602	318.602	318.602
**D	LAZARD GLOBAL LISTED INFRASTRUCTURE PORTFOLIO	450.794	450.794	450.794
**D	LAZARD WORLD DIVIDEND & INCOME FUND, INC.	104.101	104.101	104.101
**D	DB ADVISORS (CH) DEI WORLD EQUITY FUND	422	422	422
**D	GPF (THAILAND) INVESTMENT FUND	11.964	11.964	11.964
**D	COHEN + STEERS INFRASTRUCTURE FUND, INC.	2.586.460	2.586.460	2.586.460
**D	COHEN + STEERS GLOBAL INFRASTRUCTURE FUND, INC	121.709	121.709	121.709
**D	THE ALLIANCEBERNSTEIN POOLING PTF - ALLIANCE VOL MNGM PTF	1.286	1.286	1.286
**D	ALLIANCEBERNSTEIN COLLECTIVE INVESTMENT TRUST SERIES	313	313	313
**D	JOHN HANCOCK LIFE AND HEALTH INSURANCE COMPANY	9.560	9.560	9.560
**D	METROPOLITAN LIFE INSURANCE COMPANY	8.609	8.609	8.609
**D	BRUNSWICK UNIT 1 QUALIFIED NUCLEAR DECOMMISSIONING FUND	581	581	581
**D	BRUNSWICK UNIT 1 QUALIFIED NUCLEAR DECOMMISSIONING FUND	406	406	406
**D	BRUNSWICK UNIT 2 QUALIFIED NUCLEAR DECOMMISSIONING FUND	625	625	625

Pagina 12

835 Teste: 14
7 Azionisti in delega: 828

Azionisti:
Azionisti-ir-proprio:



Assemblea Ordinaria del 19 aprile 2011
(2^ Convocazione del 20 aprile 2011)

LISTA ESITO DELLE VOTAZIONE

Oggetto: Acquisto e alienazione di azioni proprie

FAVOREVOLI

Badge	Regione Sociale	Proprio	Delega	Totale
**D	ROBINSON UNIT 2 QUALIFIED NUCLEAR DECOMMISSIONING FUND		591	591
**D	THE MASTER TRUST BK OF JP LTD: HITACHI FOREIGN EQ INDEX MF		10.539	10.539
**D	GOVERNMENT OF THE REPUBLIC OF SINGAPORE		2.377	2.377
**D	BT INSTITUTIONAL INTERNATIONAL SUSTAINABILITY SHARE FUND		2.467	2.467
**D	PENSION FUND OF SUMITOMO MITSUI BANKING CORPORATION		1.670	1.670
**D	GENERAL MOTORS HOURLY-RATE EMPLOYEES PENSION TRUST		14.677	14.677
**D	GENERAL MOTORS SALARIED EMPLOYEES PENSION TRUST		10.441	10.441
**D	ARIZONA STATE RETIREMENT SYSTEM		1.320	1.320
**D	RYDEX MSCI EAFE EQUAL WEIGHT ETF		1.278	1.278
**D	ENERGY INSURANCE MUTUAL LIMITED		3.585	3.585
**D	ORG FOR SMALL&MEDIUM ENTERPRISES AND REGIONAL INNOVATION		70.345	70.345
**D	ALPINE GLOBAL INFRASTRUCTURE FUND		6.600	6.600
**D	COHEN + STERS GLOBAL LISTED INFRASTRUCTURE FUND		12.177	12.177
**D	AXA ROSENBERG EQUITY ALPHA TRUST		1.554	1.554
**D	WHOLESALE GLOBAL EQUITY - INDEX FUND (UNHEDGED)		5.918	5.918
**D	UNITED TECHNOLOGIES CORPORATION EMPLOYEE SAVINGS PLAN		11.529	11.529
**D	AMERICAN HEART ASSOCIATION		492	492
**D	COLLEGE RETIREMENT EQUITIES FUND		272.455	272.455
**D	HENDERSON GLOBAL EQUITY INCOME FUND		360.078	360.078
**D	REG RETRAITE DU PERS DES CPE ET DES GARDERIES PRIV CONV DU QB		35.649	35.649
**D	CALVERT VP EAFE INTERNATIONAL INDEX PORTFOLIO		5.074	5.074
**D	CAISSE DE DEPOT ET PLACEMENT DU QUEBEC		347.342	347.342
**D	AMERICAN BEACON INTERNATIONAL EQUITY FUND		218.530	218.530
**D	FEDEX CORPORATION EMPLOYEES PENSION TRUST		19.293	19.293
**D	EATON VANCE STRUCTURED INTERNATIONAL EQUITY FUND		5.904	5.904
**D	FIRST STATE INV ICVC-FIRST STATE GLOB LISTED INFRASTRUCTURE F		640.304	640.304
**D	AMERICAN INTERNATIONAL GROUP INC RETIREMENT PLAN		267	267
**D	RUSSELL GLOBAL INFRASTRUCTURE FUND		1.615.740	1.615.740
**D	DYNAMIC GLOBAL INFRASTRUCTURE FUND		218.400	218.400
**D	SIGNAL ENHANCED YIELD FUND		1.250	1.250
**D	SIGNAL TOTAL RETURN FUND		170	170
**D	LAZARD GLOBAL INFRASTRUCTURE FUND		189.342	189.342
**D	TRANSAMERICA ALLIANCEBERNSTEIN DYNAMIC ALLOCATION VP		485	485
**D	INSURANCE CORPORATION OF BRITISH COLUMBIA		6.893	6.893
**D	STING DIRECT STREETWISE BALANCED FUND		418	418
**D	ING DIRECT STREETWISE BALANCED FUND		3.708	3.708
**D	STANLEY FARM MUTUAL FUND TRUST, INTERNATIONAL INDEX FUND		1.342	1.342
**D	LAZARD GLOBAL LISTED INFRASTRUCTURE (CANADA) FUND		5.776	5.776
**D	SEMPSON SERIES TRUST INTERNATIONAL EQUITY PORTFOLIO		510.582	510.582
**D	OPENWORLD PUBLIC LIMITED COMPANY		3.255	3.255
**D	OPENWORLD LONG RANGE FUND		72.888	72.888
**D	DMS FUNDING EQUITY INDEX FUND		2.665	2.665
**D	DMS FUNDING EQUITY INDEX FUND		8.633	8.633




Assemblea Ordinaria del 19 aprile 2011
(2ª Convocazione del 20 aprile 2011)

LISTA ESITO DELLE VOTAZIONE

Oggetto: Acquisti e alienazione di azioni proprie

FAVOREVOLI

Badge	Ragione Sociale	Proprio	Delega	Totale
**D	STICHTING PHILIPS PENSIOENFONDS		50.786	50.786
**D	RUSSELL GLOBAL LISTED INFRASTR FUND - (DOLLAR SIGN)/A HEDGED		537.499	537.499
**D	THE PRUDENTIAL INSURANCE COMPANY OF AMERICA		8.711	8.711
**D	MERCER QIF FUND PLC		175.000	175.000
**D	MORGAN STANLEY SELECT DIMENSIONS INVESTMENT SERIES, GLOBAL INF		29.805	29.805
**D	MORGAN STANLEY INST F INC. SELECT GLB INFRA STRUCTURE PTF		10.500	10.500
**D	NORTHROP GRUMMAN CORPORATION VEBB MASTER TRUST I		2.668	2.668
**D	FIRST AMERICAN INVESTMENT FUNDS INC. - INT SELECT FUND		57.313	57.313
**D	FIRST AMERICAN INV FUNDS, INC.-GLOBAL INFRASTRUCTURE FUND		240.720	240.720
**D	STATE OF NEW JERSEYCOMMON PENSION FUND D		650.000	650.000
**D	CANADA PENSION PLAN INVESTMENT BOARD .		344	344
**D	SENTRY SELECT LAZARD GLOBAL LISTED INFRASTRUCTURE FUND		54.200	54.200
**D	COSMOPOLITAN INVESTMENT FUND		180	180
**D	WESTPAC STAFF SUPERANNUATION PLAN		2.204	2.204
**D	LAZARD GLOBAL LISTED INFRASTRUCTURE FUND		1.391.641	1.391.641
**D	SSGA WEALTH WEIGHTED GLOBAL EQUITIES INDEX NL TRUST		4.613	4.613
**D	WESTPAC INTERNATIONAL SHARE INDEX TRUST		17.970	17.970
**D	SSGA INTERNATIONAL EQUITIES INDEX NL TRUST		5.971	5.971
**D	ALASKA COMMON TRUST FUND		5.551	5.551
**D	RIDGEMORTH INTERNATIONAL EQUITY INDEX FUND		41.336	41.336
**D	BNY MELLON TR DEP LTD ATF ST JAMES'S PL STRAT MANAG UNIT TR		553.512	553.512
**D	SC BLACKROCK INTERNATIONAL INDEX FUND		1.572	1.572
**D	GOV OF HM THE SULTAN AND YANG DI-PERTUAN OF BRUNEI DARUSSALAM		17.310	17.310
**D	HONG KONG HOUSING AUTHORITY		2.968	2.968
**D	FLOURISH INVESTMENT CORPORATION		74.222	74.222
**D	FLOURISH INVESTMENT CORPORATION		66.426	66.426
**D	HOME AFFAIRS UNIFORMED SERVICES (INVEST FUND)		407	407
**D	DEUTSCHE DBI GLOBAL SHARES FUND		1.121	1.121
**D	WUT47		1.212	1.212
**D	WUT63		64.550	64.550
**D	SSGA MSCI ACWI EX-USA INDEX NON-LENDING DAILY TRUST		4.255	4.255
**D	PEOPLE'S BANK OF CHINA		12.335	12.335
**D	WORKERS COMPENSATION BOARD-ALBERTA		678.523	678.523
**D	CALIFORNIA PUBLIC EMPLOYEES RETIREMENT SYSTEM		1.143.409	1.143.409
**D	CALIFORNIA STATE TEACHERS RETIREMENT SYSTEM		153.320	153.320
**D	BAERUM KOMMUNE		1.788	1.788
**D	MERCK CAPITAL ASSET MANAGEMENT LIMITED		14.038	14.038
**D	UNITED EUROPEAN SMALL CAP FUND		7.350	7.350
**D	EUROPEAN RETIREE MEDICAL BENEFITS TRUST		71.754	71.754
**D	EUROPEAN RETIREE MEDICAL BENEFITS TRUST		35.818	35.818
**D	VANGUARD INV F ICVC- FISE DEV WOR LD EX - U.K. EQ INDEX F		9.074	9.074
**D	VANGUARD INV F ICVC-VANGUARD FTSE DEV EUROPE EX-UK EQ INDEX F		6.235	6.235
**D	WELLS FARGOMASTER TRUST DIVERSIFIED STOCK PORTFOLIO		16.101	16.101



Assemblea Ordinaria del 19 aprile 2011
(2^ Convocazione del 20 aprile 2011)


LISTA ESITO DELLE VOTAZIONE
Oggetto: Acquisti e alienazione di azioni proprie

FAVOREVOLI

Badge	Ragione Sociale	Proprio	Delega	Totale
**D	WELLS FARGO MASTER TRUST INTERNATIONAL INDEX PORTFOLIO	620	620	620
**D	WSIB INVESTMENTS (TOTAL RETURN) POOLED FUND TRUST	2.375	2.375	2.375
**D	LAZARD EUROPEAN ALPHA FUND .	142.677	142.677	142.677
**D	LAZARD MANAGED BALANCED FUND	3.630	3.630	3.630
**D	SS TRUSTERS LIMITED ATE THE DIVERSIFIED CHARITY FUND	24.261	24.261	24.261
**D	LAZARD MANAGED EQUITY FUND	19.990	19.990	19.990
**D	LAZARD GLOBAL EQUITY INCOME FUND .	291.037	291.037	291.037
**D	THE HARTFORDGLOBAL ALL- ASSET FUND	5.752	5.752	5.752
**D	NEXGEN INFRASTRUCTURE LIMITED PARTNERSHIP	66.762	66.762	66.762
**D	PRUDENTIAL RETIREMENT INSURANCE & ANNUITY COMPANY	201.723	201.723	201.723
**D	MANULIFE ASSET MANAGEMENT INTERNATIONAL EQUITY INDEX POOLED F	1.807	1.807	1.807
**D	SS BK AND TRUST COMPANY INV FUNDS FOR TAXEXEMPT RETIREMENT PL	994.061	994.061	994.061
**D	DOW JONES SUSTAINABILITY WORLD INDEX NON-LENDING COMMON TR F	1.779	1.779	1.779
**D	SSGA MSCI EUROPE SCREENED INDEX NON-LENDING COMMON TRUST FUND	5.534	5.534	5.534
**D	MSCI EAFE PROV SCREENED INDEX NON - LENDING COMMON TR FUND	3.776	3.776	3.776
**D	GLOBAL ADVANTAGE FUNDS - MAJOR MARKETS TELLIFONDS	106.303	106.303	106.303
**D	AXA WORLD FUND	140.000	140.000	140.000
**D	UNIVERSAL SHIPOWNERS MARINE INS ASS LTD EQUITY CLASS 3	978	978	978
**D	GOLDMAN SACHS FUNDS	388.459	388.459	388.459
**D	MARCH FUND	1.927	1.927	1.927
**D	SELECT INDEX SERIES	20.867	20.867	20.867
**D	ISHARES MSCI ACWI EX US INDUSTRIALS SECTOR INDEX FUND	1.026	1.026	1.026
**D	ISHARES MSCI ACWI INDEX FUND (EX IBT 2765)	49.542	49.542	49.542
**D	ISHARES S&P EUROPE 350 INDEX FUND (EX IBT 2773)	53.726	53.726	53.726
**D	ISHARES MSCI EAFE GROWTH INDEX FUND (EX IBT 2776)	48.393	48.393	48.393
**D	ISHARES MSCI EAFE INDEX FUND (EX IBT 2777)	863.660	863.660	863.660
**D	ISHARES MSCI EAFE VALUE INDEX FUND (EX IBT 2778)	24.909	24.909	24.909
**D	ISHARES S&P GLOBAL INDUSTRIALS SECTOR INDEX FUND	24.630	24.630	24.630
**D	ISHARES MSCI EMU INDEX FUND (EX IBT 2865)	70.016	70.016	70.016
**D	ISHARES MSCI ITALY INDEX FUND (EX IBT 2869)	163.411	163.411	163.411
**D	ISHARES MSCI KOKUSAI INDEX FUND (EX IBT 2769)	8.535	8.535	8.535
**D	ISHARES S&P GLOBAL INFRASTRUCTURE INDEX FUND (EX IBT 2768)	853.632	853.632	853.632
**D	BLACKROCK INSTITUTIONAL TRUST COMPANY, N.A. INVESTMENT FUNDSFO	1.879.965	1.879.965	1.879.965
**D	CONNECTICUT GENERAL LIFE INSURANCE COMPANY	2.856	2.856	2.856
**D	BLACKROCK CDN MSCI EAFE EQUITY INDEX FUND	56.626	56.626	56.626
**D	BLACKROCK CDN MSCI EAFE INDEX PLUS FUND	16.257	16.257	16.257
**D	RUSSELL DEVELOPED EX-U.S. LARGE CAP INDEX FUND B	2.438	2.438	2.438
**D	FUNSCI EQUITY INDEX FUND B-ITALY	307.536	307.536	307.536
**D	EURO-EX UK ALPHA TITLS FUND B (EX IBT 90045)	33.232	33.232	33.232
**D	MULTI-CURRENCY ALPHA TITLS SOCIAL SCREEN FUND B (EX IBT 90164)	3.566	3.566	3.566
**D	INTERNATIONAL EQUITY INDEX PLUS FUND B (EX IBT 90223)	6.458	6.458	6.458
**D	BEE MSCI EUROPE EQUITY INDEX FUND B	164.375	164.375	164.375
**D	BET MSCI EAFE EQUITY INDEX NON-LENDABLE FUND B	55.986	55.986	55.986



[Handwritten signature]





Assemblea Ordinaria del 19 aprile 2011
(2^ Convocazione del 20 aprile 2011)

LISTA ESITO DELLE VOTAZIONE

Oggetto: Acquisto e alienazione di azioni proprie

FAVOREVOLI

Badge	Ragione Sociale	Proprio	Delega	Totale
**D	BGI MSCI EMU IMI INDEX FUND B		36.424	36.424
**D	BP PENSION FUND		142.536	142.536
**D	MULTI-STYLE, MULTI-MANAGER FUNDS PLC		160.313	160.313
**D	LAZARD INTERNATIONAL EQUITY FUND		74.169	74.169
**D	IBM SAVINGS PLAN		48.734	48.734
**D	GOLDMAN SACHS TRUST COMPANY N A COLLECTIVE TRUST		51.992	51.992
**D	OREGON PUBLIC EMPLOYEES RETIREMENT SYSTEM		423.029	423.029
**D	AMERICAN AIRLINES INC., MASTER FIXED BENEFIT PENSION TRUST		175.627	175.627
**D	PENSION FUND ASSOCIATION FOR LOCAL GOVERNMENT OFFICIALS		12.869	12.869
**D	STATE OF ALASKA RETIREMENT AND BENEFITS PLANS		366.234	366.234
**D	TIAA-CREF INTERNATIONAL EQUITY INDEX FUND		63.986	63.986
**D	THE REGENTS OF THE UNIVERSITY OF CALIFORNIA		198.049	198.049
**D	VALIC COMPANY I - INTERNATIONAL EQUITIES FUND		9.397	9.397
**D	METROPOLITAN SERIES FUND MORGAN STANLEY EAFE INDEX PORTFOLIO		20.651	20.651
**D	STATE OF MINNESOTA		55.309	55.309
**D	JOHN HANCOCK INSURANCE COMPANY OF VERMONT		1.451	1.451
**D	SPDR MSCI ACWI EX-US ETF		20.302	20.302
**D	SPDR S&P INTERNATIONAL DIVIDEND ETF		100.439	100.439
**D	SPDR FTSE/MACQUARIE GLOBAL INFRASTRUCTURE 100 ETF		19.301	19.301
**D	SPDR S&P WORLD (EX-US) ETF		5.844	5.844
**D	RUSSELL INVESTMENT COMPANY PLC		211.185	211.185
**D	CITY OF PHILADELPHIA PUBLIC EMPLOYEES RETIREMENT SYSTEM		2.877	2.877
**D	CONSOLIDATED EDISON RETIREMENT PLAN		10.014	10.014
**D	MARYLAND STATE RETIREMENT & PENSION SYSTEM		54.130	54.130
**D	MORGAN STANLEY VARIABLE INV SER, GLB INFRASTRUCTURE PTF		75.268	75.268
**D	THE UNIVERSAL INSTITUTIONAL FUNDS INC - INT MAGNUM PTF		505	505
**D	MORGAN STANLEY GLOBAL INFRASTRUCTURE FUND .		373.076	373.076
**D	MORGAN STANLEY STRATEGIST FUND		3.975	3.975
**D	FIRST AMERICAN INVESTMENT FUNDS, INC.-INTERNATIONAL FUND		74.643	74.643
**D	ILLINOIS STATE BOARD OF INVESTMENT		12.427	12.427
**D	SSGA INTERNATIONAL EQUITIES INDEX TRUST		4.981	4.981
**D	SSGA WEALTH WEIGHTED GLOBAL EQUITIES INDEX TRUST		1.220	1.220
**D	GREYSTONE EAFE QUANTITATIVE FUND		166.902	166.902
**D	SSGA ITALY INDEX FUND		49.640	49.640
**D	SSGA MSCI EAFE INDEX FUND		8.825	8.825
**D	STATE OF CONNECTICUT RETIREMENT PLANS & TRUST FUNDS		14.984	14.984
**D	SSGA WORLD INDEX EQUITY FUND		28.581	28.581
**D	SSGA ITALY INDEX EQUITY FUND		136.963	136.963
**D	SSGA EMU INDEX EQUITY FUND		219.539	219.539
**D	SSGA INDUSTRIALS INDEX EQUITY FUND		2.680	2.680
**D	STREETTRACKS MSCI EUROPE ETF		21.262	21.262
**D	SPDR MSCI EUROPE INDUSTRIALS ETF		3.491	3.491
**D	SSGA EUROPE INDEX EQUITY FUND		24.429	24.429




Assemblea Ordinaria del 19 aprile 2011
(2^ Convocazione del 20 aprile 2011)

LISTA ESITO DELLE VOTAZIONE

Oggetto: Acquisto e alienazione di azioni proprie

FAVOREVOLI

Badge	Ragione Sociale	Proprio	Delega	Totale
**D	STATE STREET SRI WORLD INDEX	2.544	2.544	2.544
**D	ULTRA SERIES FUND-INTERNATIONAL STOCK FUND	67.660	67.660	67.660
**D	MEMBERS INTERNATIONAL STOCK FUND	57.920	57.920	57.920
**D	COMMON TRUST ITALY FUND	296.935	296.935	296.935
**D	ISHARES PUBLIC LIMITED COMPANY	405.141	405.141	405.141
**D	ISHARES II PUBLIC LIMITED COMPANY	252.071	252.071	252.071
**D	ISHARES III PUBLIC LIMITED COMPANY	1.682	1.682	1.682
**D	BLACKROCK AM DE FOR ISHARES EURO STOXX (DE)	57.332	57.332	57.332
**D	BLACKROCK AM DE FOR ISHARES STOXX EUROPE MID 200 (DE)	68.452	68.452	68.452
**D	BLACKROCK AM DE FOR ISHARES STOXX EU 600 IND GOODS+SERVICES	32.383	32.383	32.383
**D	BLACKROCK AM DE FOR ISHARES STOXX EUROPE 600 (DE)	75.861	75.861	75.861
**D	SOUTHERN CA UNITED FOOD COMMERCIAL WORKERS UNION FOOD EMPLOYERS	23.315	23.315	23.315
**D	STRUCTURA-ASYMMETRY EUROPE EQUITIES	3.363	3.363	3.363
**D	STRUCTURA - SMART EURO EQUITIES	5.153	5.153	5.153
**D	FCP AGIRC INDO	28.500	28.500	28.500
**D	EVOLUTIS	69.584	69.584	69.584
**D	REUNICA CAAM ACTIONS	12.275	12.275	12.275
**D	NADAUD	16.181	16.181	16.181
**D	GRD IFC 97	22.763	22.763	22.763
**D	CAAM ACTIONS INTERNATIONALES	101	101	101
**D	INDOCAM FLAMME	33.592	33.592	33.592
**D	QUERCUS	30.631	30.631	30.631
**D	CAAM SELECT EURO	124.997	124.997	124.997
**D	CAAM ACTIONS EURO CA-ME	36.694	36.694	36.694
**D	FCP PORTFOLIO ACTIONS EUROPE	61.560	61.560	61.560
**D	ACTIF CANTON CREDIT AGRICOLE	4.600.000	4.600.000	4.600.000
**D	CAAM ACTIONS DURABLES	15.000	15.000	15.000
**D	FCP VOLTA	27.047	27.047	27.047
**D	GRD ACTIONS ZONE EURO	166.685	166.685	166.685
**D	GRD 10 - CREDIT AGRICOLE ASSET MANAGEMENT	172.848	172.848	172.848
**D	SICAV 5000	78.155	78.155	78.155
**D	CAAM DYNALION EUROPE (CA) - L025	31.000	31.000	31.000
**D	EUROSOCIETALE	28.414	28.414	28.414
**D	LION FLAMME	347.224	347.224	347.224
**D	ATOUT EUROLAND	37.043	37.043	37.043
**D	FATEDT EUROPE MONDE	518.000	518.000	518.000
**D	ACTIF CANTON LCL	29.851	29.851	29.851
**D	ASSURAVIA	12.133	12.133	12.133
**D	CAAM INDEX EUROPE	2.928.000	2.928.000	2.928.000
**D	CAAM MONETAIRE PEA	740	740	740
**D	REP-ISR	2.800	2.800	2.800
**D	AM-LEDEAM-ISR	6.306	6.306	6.306
**D	PREDECA/ISR EUROPE			




Assemblea Ordinaria del 19 aprile 2011
(2^ Convocazione del 20 aprile 2011)

LISTA ESITO DELLE VOTAZIONE

Oggetto: Acquisto e alienazione di azioni proprie

FAVOREVOLI

Badge	Ragione Sociale	Proprio	Delega	Totale
**D	FCP FDRN SGAM	32.000	32.000	32.000
**D	FCP ARRCO LONG TERME D	62.000	62.000	62.000
**D	FCP CRN SOGE ACTIONS	33.938	33.938	33.938
**D	CARP - INDO	93.000	93.000	93.000
**D	FCP RSI EURO P	104.326	104.326	104.326
**D	FCP ICARE	6.602	6.602	6.602
**D	FCP ERAFP ACTIONS INTERNATIONALES II SSGA	6.908	6.908	6.908
**D	FCP ERAFP ACTIONS EURO1 EDEAM	57.750	57.750	57.750
**D	FCP VILLIERS DIVERSIFIE SGAM	295.000	295.000	295.000
**D	FCP VILLIERS DIVERSIFIE AMUNDI	215.735	215.735	215.735
**D	FCP ERAFP ACTIONS EUROS3 BNP PAM	463.642	463.642	463.642
**D	FCP VILLIERS CROISSANCE	91.389	91.389	91.389
**D	FONDS DE RESERVE POUR LES RETRAITES	426.275	426.275	426.275
**D	AMUNDI FUNDS GEMS EUROPE ACCOUNT	5.574	5.574	5.574
**D	AMUNDI FUNDS INDEX EURO ACCOUNT	22.747	22.747	22.747
**D	AMUNDI FUNDS INDEX EUROPE ACCOUNT	21.155	21.155	21.155
**D	AMUNDI FUNDS SELECT EURO	17.983	17.983	17.983
**D	FORTIS INVESTMENT MANAGEMENT	16.715	16.715	16.715
**D	APOLLINE 6 ACTIONS	195.249	195.249	195.249
**D	A.A. - BNP PAM. - ISR	18.010	18.010	18.010
**D	FCP PHARMA PREFERANCE	111.116	111.116	111.116
**D	FCP CGRCE ACTION EUROPE 3	47.682	47.682	47.682
**D	FCP BOURBON 3	30.209	30.209	30.209
**D	BOURBON 4	24.599	24.599	24.599
**D	UNIVERS CNP 1	63.099	63.099	63.099
**D	NATIXIS EUROPE AVENIR	32.000	32.000	32.000
**D	FC CARPIMKO	59.130	59.130	59.130
**D	CROISSANCE DIVERSIFIE	1.512	1.512	1.512
**D	CONCORDE 96	23.475	23.475	23.475
**D	ECUREUIL EQUILIBRE	85.710	85.710	85.710
**D	ECUREUIL VITALITE	8.701	8.701	8.701
**D	CARPIMKO INTERNATIONAL	67.570	67.570	67.570
**D	MONTPARNASSE LONG TERME	10.960	10.960	10.960
**D	FCP ECUREUIL TONIQUE	1.518	1.518	1.518
**D	IXIS FLAMME	39.440	39.440	39.440
**D	FCP NATIXIS IONIS	1.496	1.496	1.496
**D	FUI CROISSANCE	22.948	22.948	22.948
**D	CMD AGORC IXIS D	17.480	17.480	17.480
**D	GDC AD-EUROPE	58.212	58.212	58.212
**D	OACRYL	6.060	6.060	6.060
**D	BOURBON 5	25.047	25.047	25.047
**D	IXIS EURO ACTIONS	407.840	407.840	407.840
**D	ECUREUIL DYNAMIQUE +	769.350	769.350	769.350



Pagina 18

14
828835 Teste:
7 Azionisti in delega:Azionisti:
Azionisti-in-proprio:

Assemblea Ordinaria del 19 aprile 2011
(2^ Convocazione del 20 aprile 2011)

LISTA ESITO DELLE VOTAZIONE

Oggetto: Acquisto e alienazione di azioni proprie

FAVOREVOLI

Badge	Ragione Sociale	Proprio	Delega	Totale
**D	ECUREUIL ENERGIE		236.818	236.818
**D	FCP HORIZON		2.807	2.807
**D	ECA DIVERSIFIE		20.780	20.780
**D	LE LIVRET PORTEFEUILLE SICAV		18.665	18.665
**D	SFI CNP ASSUR		10.740	10.740
**D	CNP ASSUR PIERRE		12.952	12.952
**D	CNP ASSUR VALEURS		20.874	20.874
**D	SICAV NATIXIS ACTIONS EUROPE HORS FRANCE		23.207	23.207
**D	AGIRC BD		29.706	29.706
**D	FCP ABP PERP		22.906	22.906
**D	FCP FONCIER INVESTISSEMENT		77.000	77.000
**D	AREGE 2IC		20.638	20.638
**D	FCP RSRC DIVERSIFIE		53.896	53.896
**D	CARBP DIVERSIFIE		31.023	31.023
**D	MONNET		7.536	7.536
**D	FCP RL PREVIOVANCE		23.686	23.686
**D	ABP CROISSANCE RENDEMENT		160.000	160.000
**D	FRUCTIFONDS VALEURS EUROPEENNES		51.043	51.043
**D	FCP FRUCTI EUROPE CYCLIQUES		16.000	16.000
**D	PREPAR CROISSANCE		27.995	27.995
**D	FCP NATIXIS ACTIONS EUROPEENNES		134.720	134.720
**D	IMPACT ISR CROISSANCE		7.890	7.890
**D	ECPE FODIV		3.443	3.443
**D	IMPACT ISR RENDEMENT SOLIDAIRE		6.868	6.868
**D	FCPE IMPACT ISR PERFORMANCE		16.679	16.679
**D	IMPACT ISR DYNAMIQUE		3.689	3.689
**D	IMPACT ISR EQUILIBRE		38.834	38.834
**D	VICTORIAN SUPERANNUATION FUND		28.363	28.363
**D	RAILWAYS PENSION TRUSTEE COMPANY LTD		471.777	471.777
**D	PRINCIPAL FUNDS INC- INTERNATIONAL		7.501	7.501
**D	PRINCIPAL VARIABLE CONTRACTS FUND		228	228
**D	UNISUPER		16.066	16.066
**D	CONSTRUCTION AND BUILDING UNIONS		11.153	11.153
**D	AK STEEL CORPORATION MASTER PENSION TRUST		1.674	1.674
**D	THE PRUDENTIAL SERIES FUND INC-FLEXIBLE MANAGED PORTFOLIO		540	540
**D	THE PRUDENTIAL SERIES FUND INC CONSERVATIVE BALANCED PORTFOLIO		677	677
**D	THE PRUDENTIAL INVESTMENT PORTFOLIOS INCDRYDEN ACTIVE ALLOCATION		387	387
**D	WISDOMTREE DEFA FUND		29.230	29.230
**D	WISDOMTREE DEFA EQUITY INCOME FUND		16.745	16.745
**D	WISDOMTREE GLOBAL EQUITY INCOME FUND		4.269	4.269
**D	WISDOMTREE INTERNATIONAL DIVIDEND		69.348	69.348
**D	CEYRACQUARIE GLOBAL INFRASTRUCTURE SECURITIES FUND		174.086	174.086
**D	PS FUSE RAFT DEVEL MAR EXUS PORT		6.677	6.677



[Handwritten signature]



Assemblea Ordinaria del 19 aprile 2011
(2^ Convocazione del 20 aprile 2011)

LISTA ESITO DELLE VOTAZIONE

Oggetto: Acquisito e alienazione di azioni proprie

FAVOREVOLI

Badge	Ragione Sociale	Proprio	Delega	Totale
**D	STANDARD LIFE INVESTMENTS GLOBAL SICAV	28.687	28.687	28.687
**D	POWERSHARES GLOBAL FUNDS IRELAND PUBLIC LIMITED COMPANY	4.317	4.317	4.317
**D	ING WISDOMTREE GLOBAL HIGH-YIELDING EQUITY INDEX PORTFOLIO	12.442	12.442	12.442
**D	ING INTERNATIONAL INDEX PORTFOLIO	10.300	10.300	10.300
**D	BOA PERAMETRIC	1.221	1.221	1.221
**D	PRINCIPAL FUNDS INC INTERNATIONAL VALUE FUND 1	4.300	4.300	4.300
**D	CLAYMORE SP GLOBAL DIV OPP INDEX ETF	12.673	12.673	12.673
**D	WISDOMTREE INTERNATIONAL HEDGEDEQUITY FUND	1.534	1.534	1.534
**D	ALLSTATE INSURANCE COMPANY	43.961	43.961	43.961
**D	VIRTUS GLOBAL INFRASTRUCTURE FUND	89.640	89.640	89.640
**D	PRINCIPAL FUNDS INC.-INTERNATIONAL EQUITY INDEX FUND	11.861	11.861	11.861
**D	GOLDMAN SACHS INSTITUTIONAL FUNDS PLC	12.353	12.353	12.353
**D	HSBC BANK (CAYMAN) LIMITED	8.156	8.156	8.156
**D	ALASKA PERMANENT FUND CORPORATION	394.908	394.908	394.908
**D	ALASKA PERMANENT FUND CORPORATION	53.591	53.591	53.591
**D	EAFE EQUITY FUND	4.332	4.332	4.332
**D	ALLIANT TECHSYSTEMS INC DEFINEDBENEFIT MAST	6.482	6.482	6.482
**D	AZL INTERNATIONAL INDEX FUND	9.918	9.918	9.918
**D	BLUE CROSS BLUE SHIELD OF NORTH CAROLINA RETIR	17.839	17.839	17.839
**D	BELLSOUTH CORP REA VEBB TRUST FOR NONREPRESENTABLE EMPLOYEES	1.225	1.225	1.225
**D	BELLSOUTH CORPORATION REA VEBB TRUST	6.623	6.623	6.623
**D	CALIFORNIA STATE AUTOMOBILE ASSOCIATION-INSURANCE BUREAU	59.348	59.348	59.348
**D	CHILDRENS HOSPITAL LOS ANGELES	11.945	11.945	11.945
**D	THE CANADA LIFE ASSURANCE COMPANY	2.918	2.918	2.918
**D	CF INTERNATIONAL STOCK INDEX FUND	16.314	16.314	16.314
**D	BNY MELLON EB COLLECTIVE INVESTMENT FUND PLAN INTERNATIONAL STC	35.751	35.751	35.751
**D	ADVANTAGE FUNDS INC - GLOBAL ALPHA FUND	443	443	443
**D	DREYFUS INDEX FUNDS INC DREYFUS INTERNATIONAL STC	15.086	15.086	15.086
**D	DT INTERNATIONAL STOCK INDEX FUND	29.582	29.582	29.582
**D	COUNTY EMPLOYEES ANNUITY AND BENEFIT FUND OF COOK COUNTY	5.592	5.592	5.592
**D	EATON VANCE CORPORATION	244	244	244
**D	BMO GLOBAL INFRASTRUCTURE FUND	267.840	267.840	267.840
**D	FIDELITY CONCORD STREET TRUST: SPARTAN INTERNATIONAL INDEX FD	244.115	244.115	244.115
**D	MARSHFIELD CLINIC MASTER TRUST.	60.000	60.000	60.000
**D	THE GREAT WEST LIFE ASSURANCE COMPANY	5.251	5.251	5.251
**D	FLORIDA RETIREMENT SYSTEM	7.572	7.572	7.572
**D	THE GREAT WEST LIFE ASSURANCE COMPANY	257.463	257.463	257.463
**D	INVESTORS GLOBAL INFRASTRUCTURECLASS	3.109	3.109	3.109
**D	DELAWARE MACQUARIE GLOBAL INFRASTRUCTURE FUND	24.500	24.500	24.500
**D	LONDON LIFE INSURANCE COMPANY	32.323	32.323	32.323
**D	LUCENT TECHNOLOGIES INC. MASTERPENSION TRUST	9.206	9.206	9.206
**D	SSGA INTERNATIONAL INDEX FUND	6.871	6.871	6.871
**D		11.273	11.273	11.273



[Handwritten signature]





Assemblea Ordinaria del 19 aprile 2011
(2^ Convocazione del 20 aprile 2011)

LISTA ESITO DELLE VOTAZIONE

Oggetto: Acqisto e alienazione di azioni proprie

FAVOREVOLI

Badge	Ragione Sociale	Proprio	Delega	Totale
**D	LOUISIANA STATE EMPLOYEES' RETIREMENT SYSTEM		1.470	1.470
**D	TEACHERS' RETIREMENT SYSTEM OF LOUISIANA		2.108	2.108
**D	MELLON BANK NA EMPLOYEE BENEFITCOLLECTIVE INVESTMENT		159.163	159.163
**D	CERVURITE INTERNATIONAL LLC		3.355	3.355
**D	MUNICIPAL FIRE AND POLICE RETIREMENT SYSTEM OF		1.735	1.735
**D	EMPLOYEE RETIREMENT INCOME PLANTRUST OF 3M COM		2.742	2.742
**D	MARANIC II LLC		581	581
**D	MANVILLE PERSONAL INJURY SETTLEMENT TRUST		2.614	2.614
**D	MERCY INVESTMENT SERVICES		4.823	4.823
**D	PUBLIC EMPLOYEES RETIREMENT SYSTEM OF MISSISSIPI		21.403	21.403
**D	INVESCO FONDS CAT 2 SPERRKONTO		150.525	150.525
**D	TREASURER OF THE STATE OF NORTHCAROLINA/EQUITY INVESTMENT FUND POOLED		43.189	43.189
**D	METROPOLITAN EMPLOYEE BENEFIT SYSTEM		54.145	54.145
**D	ROGERSCASEY TARGET SOLUTIONS LLC.		9.048	9.048
**D	THE PENSION PLAN FOR EMPLOYEES OF MARINE ATLANTIC INC.		48.370	48.370
**D	THE XSTRATA CANADA PENSION FUNDS TRST FOREIGN EQUITY EDY ED		54.497	54.497
**D	NSP MONTICELLO MINNESOTA RETAILQUALIFIED TRUST		1.344	1.344
**D	NSP MINNESOTA PRAIRIE I RETAIL QUALIFIED TRUST		1.080	1.080
**D	NSP MINNESOTA PRAIRIE II QUALIFIED TRUST		1.160	1.160
**D	PUBLIC EMPLOYEES RETIREMENT SYSTEM OF NEVADA		77.407	77.407
**D	NEW YORK STATE DEFERRED COMPENSATION PLAN		3.048	3.048
**D	HYDRO ONE PENSION PLAN		13.654	13.654
**D	OLEARY GLOBAL INFRASTRUCTURE YIELD FUD		50.372	50.372
**D	PUBLIC EMPLOYEES RETIREMENT SYSTEM OF NEVADA		44.200	44.200
**D	OPEC FUND FOR INTERNATIONAL DEVELOPMENT		593	593
**D	PACIFIC GAS AND ELECTRIC QUALIFIED CPUC DECOMMISSIONING TRUST		10.048	10.048
**D	PANAGORA GROUP TRUST		963	963
**D	PG&E POSTRET. MEDICAL PLAN TR.MGMT & NONBARGAINING		1.426	1.426
**D	UPMC BASIC RETIREMENT PLAN MASTER TRUST		5.408	5.408
**D	PENSION RESERVES INVESTMENT TRUST FUND		90.196	90.196
**D	PUBLIC EMPLOYEE RETIREMENT SYSTEM OF IDAHO		16.610	16.610
**D	ARIZONA PSRS TRUST		14.015	14.015
**D	QUEEN'S UNIVERSITY AT KINGSTON		100	100
**D	RENAISSANCE GLOBAL INFRASTRUCTURE FUND		218.799	218.799
**D	AT&T UNION WELFARE BENEFIT TRUST		43.060	43.060
**D	SEMERA ENERGY PENSION MASTER TRUST		10.549	10.549
**D	SAN DIEGO GAS AND ELEC CO NUCLEAR FACILITIES QUAL DEC		5.468	5.468
**D	FTS-EMERALD INTERNATIONAL EQUITYINDEX FUND		42.097	42.097
**D	FTS-EMERALD INTERNATIONAL INDEX FUND		5.537	5.537
**D	EUROPEAN INDEX FUND		1.884	1.884
**D	TEXAS EDUCATION AGENCY		77.504	77.504
**D	INTERNATIONAL INTERNATIONAL EQUITY POOL		11.654	11.654
**D	TREASURER STATE OF MISSISSIPI.		18.685	18.685



Assemblea Ordinaria del 19 aprile 2011
(2^ Convocazione del 20 aprile 2011)

LISTA ESITO DELLE VOTAZIONE


Oggetto: Acquisto e alienazione di azioni proprie

FAVOREVOLI

Badge	Ragione Sociale	Proprio	Delega	Totale
**D	TEXTRON INC.		103.675	103.675
**D	UNIVERSITY OF PITTSBURGH MEDICAL CENTER SYSTE		16.175	16.175
**D	QWEST PENSION TRUST		12.176	12.176
**D	UNITED TECHNOLOGIES CORP. MASTER RETIREMENT TR		55.952	55.952
**D	VIRGINIA RETIREMENT SYSTEM		67.252	67.252
**D	THE BOSTON COMMON INTNL SOCIAL INDEX FUND, LLC		3.025	3.025
**D	FOREST FOUNDATION	74		74
**D	SEQUOIA FUNDATION	64		64
**D	STEWARDSHIP FOUNDATION	175		175
**D	WBW TRUST NUMBER ONE	303		303
**D	1975 IRREVOCABLE TRUST OF CD WEYERHAUSER	582		582
**D	1973 IRREVOCABLE TRUST OF CD WEYERHAUSER	193		193
**D	CIBC INTERNATIONAL INDEX FUND	4.456		4.456
**D	CIBC EUROPEAN INDEX FUND	2.242		2.242
**D	CIBC POOLED INTERNATIONAL EQUITY INDEX FUND	2.475		2.475
**D	ENDOWMENT FUND OF UNITED NATIONS UNIVERSITY	37.500		37.500
**D	INTERNATIONAL BANK FOR RECONSTRUCTION AND DEVELOPMENT	6.975		6.975
**D	STICHTING PENSIOENFONDS VAN DE ABN AMBRO BANK N.V.	25.003		25.003
**D	STICHTING PENSIOENFONDS HORECA & CATERING	22.109		22.109
**D	STICHTING BEDRIJFSTAKPENSIOENFONDS VOOR DE MEDIA PNO	32.400		32.400
**D	STICHTING DEPOSITORY APG DEVELOPED MARKETS EQUITY POOL	1.189.120		1.189.120
**D	DERBYSHIRE COUNTY COUNCIL SUPERANNUATION FUND	39.241		39.241
**D	LAFARGE UK PENSION PLAN	140.089		140.089
**D	NATIONAL PENSIONS RESERVE FUND/COMMISSION	298.221		298.221
**D	NATIONAL PENSIONS RESERVE FUND/COMMISSION	233.731		233.731
**D	ESB GENERAL EMPLOYEES SUPERANNUATION SCHEME	227.297		227.297
**D	SOMERSET COUNTY COUNCIL PENSIONFUND	22.381		22.381
**D	STICHTING BEWAARNEMING APG-IS2	3.960		3.960
**D	MULTILATERAL INVESTMENT GUARANTEE AGENCY	625		625
**D	STICHTING RABOBANK PENSIOENFONDS	9.693		9.693
**D	PETTELAAR EFFECTENBEWAARBEDRIJVEN.V.	17.500		17.500
**D	SRLEEV NV INZ. AAND. POOL INT. MNDT SNS ASSET MNG	73.500		73.500
**D	STG PFDSV/D GRAFISCHE	22.289		22.289
**D	KAS TRUST BEWAARDER	79.590		79.590
**D	STICHTING PENSIOENFONDS VOOR DE GRAFISCHE BEDRIJVEN	70.000		70.000
**D	PETTELAAR EFFECTENBEW INZ SNSRESP IND END	30.852		30.852
**D	AMITY EUROPEAN FUND	42.000		42.000
**D	ING GLOBAL EQUITY DIVIDEND AND PREMIUM OPPORTUNITY FUND	761.853		761.853
**D	ING GLOBAL EQUITY DIVIDEND AND PREMIUM OPPORTUNITY FUND	26.043		26.043
**D	ING INTERNATIONAL HIGH DIVIDEND EQUITY INCOME FUND	443.953		443.953
**D	ING INTERNATIONAL HIGH DIVIDEND EQUITY INCOME FUND	20.268		20.268
**D	PICOTEL NON-US EQUITY OFFSHORE MAST	96.096		96.096
**D	PICOTEL NON-US EQUITY MANAGERS PORTFOLIO 5 OFFSHORE MASTER LP	45.992		45.992

835 Teste: 14
7 Azionisti in delega: 828

Pagina 22



Assemblea Ordinaria del 19 aprile 2011
(2^ Convocazione del 20 aprile 2011)


LISTA ESITO DELLE VOTAZIONE

Oggetto: Acquisto e alienazione di azioni proprie


FAVOREVOLI

Badge	Ragione Sociale	Proprio	Delega	Totale
**D	BANK OF AMERICA TESE OMNIBUS		165	165
**D	INVESCO PERPETUAL EUROPEAN EQUITY INCOMETRUST		122.355	122.355
**D	INVESCO PERPETUAL EUROPEAN HIGHINCOME FUND		8.209	8.209
**D	INVESCO PERPETUAL EUROPEAN EQUITY FD		2.256.328	2.256.328
**D	JANA PASSIVE GLOBAL SHARE TRUST		13.997	13.997
**D	INVESCO FUNDS SERIES		106.050	106.050
**D	STATE PUBLIC SECTOR SUPERANNUATION SCHEME		50.802	50.802
**D	TELSTRA SUPERANNUATION SCHEME		73.803	73.803
2225	AMADIO VITTORIO	5		5
2255	D'ATRI MARIANNA			
DE*	D&C GOVERNANCE S.R.L.		1	1
DE*	INVESTIMENTI SUD ITALIA S.R.L.		1	1
2284	AVERARDI GIOVANNI			
DE*	ALLEANZA TORO SPA		73.654	73.654
DE*	ASSICURAZIONI GENERALI S.P.A.		16.509.924	16.509.924
DE*	GENERTELLIFE SPA		3.150	3.150
505	MINCATO NICOLETTA			
DE*	FONDAZIONE CASSA DI RISPARMIO		26.588.098	26.588.098
811	VALLE MARCO			
DE*	ALLIANZ GLOBAL INVESTOR ITALIA SGR SPA ALLIANZ AZIONI ITALIA		370.000	370.000
864	CUSMAI MAURO			
DE*	SCHEMAVENTOTTO S.P.A.		199.799.318	199.799.318
DE*	SINTONIA SA		53.814.527	53.814.527
982	PIEDINI LUCIANO			
DE*	GIGLIO SERVIZI AMBIENTALI E BONIFICHE SRL		1.000	1.000

Totale voti 411.396.149
 Percentuale votanti % 99,701275
 Percentuale Capitale % 68,532086

Assemblea Straordinaria del 19 aprile 2011
(2^ Convocazione del 20 aprile 2011)

ESITO VOTAZIONE

Oggetto : **Aumento del capitale sociale a titolo gratuito**

Hanno partecipato alla votazione:

-n° 862 azionisti,

portatori di n° 412.628.774 azioni ordinarie, tutte ammesse al voto.

Hanno votato:

		* su Azioni Ordinarie
Favorevoli	412.625.896	99,999303
Contrari	<u>0</u>	0,000000
Astenuti	2.877	0,000697
Non Votanti	<u>1</u>	0,000000
Totale	<u>412.628.774</u>	100,000000

N° azioni necessarie per l'approvazione: 275.085.850 pari al 66,666667% delle azioni rappresentate.




Assemblea Straordinaria del 19 aprile 2011
(2^ Convocazione del 20 aprile 2011)

LISTA ESITO DELLE VOTAZIONE

Oggetto: Aumento del capitale sociale a titolo gratuito

CONTRARI

Badge	Ragione Sociale	Totale voti	Percentuale votanti %	Percentuale Capitale %	Proprio	Delega	Totale
		0	0,000000	0,000000			



Assemblea Straordinaria del 19 aprile 2011
(2^ Convocazione del 20 aprile 2011)

LISTA ESITO DELLE VOTAZIONE

Oggetto: Aumento del capitale sociale a titolo gratuito

ASTENUTI



Badge	Ragione Sociale	Proprio	Delega	Totale
2092	DE COSMO LEONARDO			
**D	CITY OF PHILADELPHIA PUBLIC EMPLOYEES RETIREMENT SYSTEM	2.877	2.877	2.877
Totale voti				
Percentuale votanti %				
Percentuale Capitale %				

2.877

0,000697

0,000479

1	Teste:	1
0	Azionisti in delega:	1



Assemblea Straordinaria del 19 aprile 2011
(2^ Convocazione del 20 aprile 2011)

LISTA ESITO DELLE VOTAZIONE
Oggetto: Aumento del capitale sociale a titolo gratuito

NON VOTANTI



Badge 2126 Ragione Sociale CARADONNA GIANFRANCO MARIA

Totale voti 1
Percentuale votanti % 0,000000
Percentuale Capitale % 0,000000

Proprio 1
Delega
Totale 1

1 Teste:
1 Azionisti
1 Azionisti in delega:

Pagina 3




Assemblea Straordinaria del 19 aprile 2011
(2^ Convocazione del 20 aprile 2011)

LISTA ESITO DELLE VOTAZIONE

Oggetto: Aumento del capitale sociale a titolo gratuito

FAVOREVOLI

Badge	Ragione Sociale	Proprio	Delega	Totale
1138	VITANGELI GIORGIO	5		5
1159	ACCIARO GIUSEPPE	3		3
1388	RODINO' WALTER	2		2
1628	REALE DAVIDE GIORGIO	11		11
1639	PINORI ROBERTO	2.415		2.415
1999	CAMERINI BRUNO	3.706		3.706
2092	DE COSMO LEONARDO			
**D	DANSKE BANK A/S CLIENTS NET INVESTORS	26.682		26.682
**D	SCUDDER VARIABLE SERIES II - SCUDDER INTERNATIOL SELECT PORTFOLIO	5.502		5.502
**D	SCHWAB INTERNATIONAL INDEX FUND	46.907		46.907
**D	VANGUARD EUROPEAN STOCK INDEX FUND	324.564		324.564
**D	VANGUARD TAX-MANAGED INTERNATIONAL FUND	179.204		179.204
**D	MORGAN GRENFELL INTERNATIONAL SELECT EQUITY FUND	8.831		8.831
**D	SEI INST INVEST TRUST WORLD EQ EX-US FUN	30.211		30.211
**D	MATB NISSAY/PANAGORA GLOBAL EQUITY PASSIVE FUND	4.200		4.200
**D	BBH/MTBJ/NISSAY/PANAGORA FORGN EQ INDEX MOTHER END	534		534
**D	BBH/THE MT BOJ LTD RE:GLB EQUITIES INDX MOTHER FD	10.371		10.371
**D	VANGUARD INTERNATIONAL VALUE FUND	1.471.680		1.471.680
**D	FIDELITY FUNDS SICAV	1.318.570		1.318.570
**D	ING DIRECT	4.218		4.218
**D	OFI INSTITUTIONAL INTERNATIONAL INDEX FU	1.914		1.914
**D	3 TO 1 DIVERSIFIED EQUITY FUND	8.991		8.991
**D	SEI INST INV TRUST SCREENED WORL	393		393
**D	VANGUARD TOTAL WORLD STOCK INDEX FUND	18.840		18.840
**D	SDA INTERNATIONAL EQUITY INDEX FUND	5.049		5.049
**D	VANGUARD DEVELOP MARKET INDEX FUND	299.947		299.947
**D	VANGUARD FTSE ALL-WORLD EX US INDEX FUND	339.319		339.319
**D	PYRAMIS GLOBAL EX US INDEX FUND LP	5.092		5.092
**D	SCHWAB FUNDAMENTAL INTER LARGE COMP IN FUND	9.622		9.622
**D	FCPE GPE FORD FR.BNP DIV ND	6.789		6.789
**D	FCPE LIMACTIF	4.674		4.674
**D	FCPE KONE INVESTISSEMENT	8.109		8.109
**D	FCPE BMS ACTIONS	8.074		8.074
**D	FCPE DIVERSIMONDE	6.060		6.060
**D	FCP BNP ACTION EUROPE	66.634		66.634
**D	FCP BNP ACTION EUROPE	4.222		4.222
**D	FCP NE GALILEE	23.956		23.956
**D	FCP FIMA EUROPE	37.444		37.444
**D	FCP NEULLY ACTIONS	10.784		10.784
**D	GRÖFF BNPP AM	31.866		31.866
**D	MAIF INVEST RESPO EUROPE	41.961		41.961
**D	NATEXIS PERFORMANCE I	4.461		4.461
**D	FCP BNP PRAS GEST PRUDENT	5.789		5.789

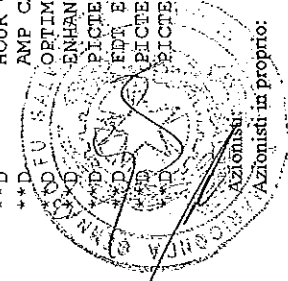


Assemblea Straordinaria del 19 aprile 2011
(2^ Convocazione del 20 aprile 2011)

LISTA ESITO DELLE VOTAZIONE
Objetto: Aumento del capitale sociale a titolo gratuito

FAVOREVOLI

Badge	Ragione Sociale	Proprio	Delega	Totale
**D	INVECO ACTIONS EUROPE	304.318	304.318	304.318
**D	FCP BNPPBAS GEST EQUILIBRE	15.386	15.386	15.386
**D	BNP PBAS GEST DYNAMIQUE	9.429	9.429	9.429
**D	EASY ETF DJ EURO STOXX	5.466	5.466	5.466
**D	FCPE SAUR EPARGNE	18.039	18.039	18.039
**D	FCPE FDS DIVERSIF.TEL 1	4.511	4.511	4.511
**D	FCP MISTRAL	7.628	7.628	7.628
**D	FCP NF COLLINES IN	202.459	202.459	202.459
**D	FCPE MULTIPAR EQ. SOC. RES	19.252	19.252	19.252
**D	FCPE MULTIPAR ACTS SR	53.469	53.469	53.469
**D	MULTIPAR SOLIDAIRE DYNA SR	33.341	33.341	33.341
**D	FCP AIR FRANCE IFC2	9.079	9.079	9.079
**D	FCP BNP ETHEIS	231.479	231.479	231.479
**D	FCP FORTIS ETOILE FCR	21.260	21.260	21.260
**D	FCP REUNICA FORTIS	60.559	60.559	60.559
**D	ASSOCIATION VALENTIN HAUY POUR LE BIEN D	6.611	6.611	6.611
**D	FCP BNPP ACT EURO ALPHA	805.331	805.331	805.331
**D	FCPE MASTERFOODS	15.126	15.126	15.126
**D	AGIPI MONDE DURABLE	68.417	68.417	68.417
**D	FCP AXA EUROPE DU SUD	23.993	23.993	23.993
**D	HENDERSON EUROPEAN ENHANCED EQUITY FUND	52.306	52.306	52.306
**D	PARVEST	263.582	263.582	263.582
**D	EASYETF NMX30 INFRASTRUCTURE GLOBAL FCP	36.168	36.168	36.168
**D	PARWORLD	16.273	16.273	16.273
**D	CSA L EQUITY EURO NEW	420	420	420
**D	CSA L EQUITY WORLD	881	881	881
**D	CSA L EUROPEAN LARGE CAPS	20.077	20.077	20.077
**D	CSA L EQUITY SRI EUROPE	107	107	107
**D	CSA L GLOBAL QUANT EQUITY POOL	71	71	71
**D	BNP PARIBAS L I	7.154	7.154	7.154
**D	CSA B EQUITY EURO	10.366	10.366	10.366
**D	CSA B EUROPEAN LARGE CAP	12.427	12.427	12.427
**D	CSA EQUITY SRI EUROPE	7.987	7.987	7.987
**D	CSA B PENSION EQ EMU L.C.D.	320	320	320
**D	BNP PARIBAS INSTITUTIONAL I	13.494	13.494	13.494
**D	HR GLASS INDEXED INT SHARED SECT TRUST	5.143	5.143	5.143
**D	AMP CAPITAL CORE LSTD INFRASTRUCTURE FD	56.756	56.756	56.756
**D	OPTIMIX WHOLESAL GLOBAL SHARE TRUST	963	963	963
**D	ENHANCED INDEX INTERNATIONAL SHARE FUND	43.047	43.047	43.047
**D	PICTET & CIE/NON RES EXEMPT GCI	23.987	23.987	23.987
**D	ETHOS	5.585	5.585	5.585
**D	PICTET&CIE/DTALS&(DIV)12.5&(INT)	9.228	9.228	9.228
**D	PICTET & CIE (EUROPE) SAPICTET & CIE (EUROPE) SA PIC	9.032	9.032	9.032



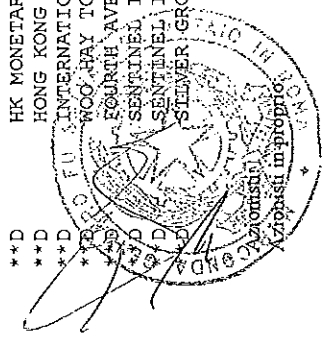

Assemblea Straordinaria del 19 aprile 2011
(2^ Convocazione del 20 aprile 2011)

LISTA ESITO DELLE VOTAZIONE

Oggetto: Aumento del capitale sociale a titolo gratuito

FAVOREVOLI

Badge	Ragione Sociale	Proprio	Delega	Totale
**D	HELABA INVEST KAPITALANLAGENG ESELLSCHAFT MBH	100	100	100
**D	CHICAGO TRANSIT AUTHORITY RETIREE HEALTH	19.810	19.810	19.810
**D	CLEARWATER INTERNATIONAL FUND	4.618	4.618	4.618
**D	FORD MOTOR COMPANY DEFINED BENEFIT	33.139	33.139	33.139
**D	JAGUAR PENSION PLAN	3.552	3.552	3.552
**D	NORTHERN INTL EQUITY INDEX FUND	43.989	43.989	43.989
**D	NT GLOBAL INVESTMENT COLL FUNDS	280.103	280.103	280.103
**D	NTGI-QM COMMON DAILY ALL COUNTRY WORLD E	4.914	4.914	4.914
**D	1982 SMITH TRUST	1.948	1.948	1.948
**D	THE HENRY SMITH CHARITY	9.011	9.011	9.011
**D	TRINITY COLLEGE	1.483	1.483	1.483
**D	WHEELS COMMON INVESTMENT FUND	11.747	11.747	11.747
**D	THE MASTER TRUST BANK OF JAPAN	1.935	1.935	1.935
**D	HARVEY HUBBELL INC MSTR PENS TRUST	1.397	1.397	1.397
**D	A I DUPONT TESTAMENTARY TRUST	10.800	10.800	10.800
**D	FORD MOTOR COMPANY DEFINED BENEFIT	6.244	6.244	6.244
**D	LEGAL&GENERAL EUROPEAN INDEX TRUST	239.032	239.032	239.032
**D	RBS LEGAL E GENERAL INTL INDEX TRUST	5.480	5.480	5.480
**D	NORTHERN GLOBAL SUSTAINABILITY INDEX FUN	2.607	2.607	2.607
**D	NATIONAL RAILROAD RET INVESTMENT TRUST PUBL FUND	62.382	62.382	62.382
**D	NATIONAL RAILROAD RET INVESTMENT TRUST PUBL FUND	168.885	168.885	168.885
**D	NEW ZEALAND SUPERANNUATION FUND	10.375	10.375	10.375
**D	STICHTING PENSIOENFONDS VAN DE METALEKTR	7.717	7.717	7.717
**D	UNITED NATIONS RELIEF AND WORKS FOR PALESTINIAN REFUGEES IN THE NEAR EAST	1.374	1.374	1.374
**D	NORTHERN INSTIT FUNDS INT INDEX PF	4.961	4.961	4.961
**D	MUNICIPAL EMP ANNUITY E BEN FD CHICA	4.802	4.802	4.802
**D	ICL COMMON INVESTMENT FUND	162.981	162.981	162.981
**D	ANDREW W. MELLON FOUNDATION	810	810	810
**D	PUBLIC SCHOOL TEACHERS PNS & RET.FND	293.331	293.331	293.331
**D	QM COMMON DAILY WORLD INDEX FUND	10.998	10.998	10.998
**D	UNILEVER PENSION FUND	617.339	617.339	617.339
**D	STICHTING BEDRIJFSPENSIOENFONDS VOOR	19.733	19.733	19.733
**D	UNITED FOOD WORKERS UNION INDUSTRY	561	561	561
**D	FS PARAMETRIC PARTNERS	2.965	2.965	2.965
**D	INTERNATIONAL EQUITY PARTNERS	2.266	2.266	2.266
**D	HK MONETARY AUTHORITY	189.475	189.475	189.475
**D	HONG KONG SPECIAL ADMIN EXCHANGE FD	38.808	38.808	38.808
**D	INTERNATIONAL EQUITY FUND	4.648	4.648	4.648
**D	WOO HAY TONG INVESTMENT LTD	21.485	21.485	21.485
**D	FOURTH AVENUE INVESTMENT COMPANY	1.165	1.165	1.165
**D	SENTINEL INTERNATIONAL TRUST	1.165	1.165	1.165
**D	SENTINEL INTERNATIONAL FUND	1.165	1.165	1.165
**D	SILVER GROWTH FUND, LP	1.221	1.221	1.221



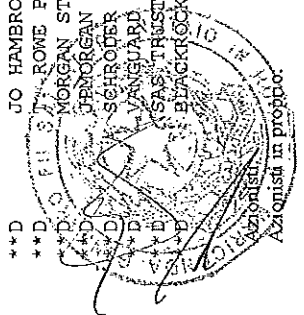

Assemblea Straordinaria del 19 aprile 2011
(2^ Convocazione del 20 aprile 2011)

LISTA ESITO DELLE VOTAZIONE

Oggetto: Aumento del capitale sociale a titolo gratuito

FAVOREVOLI

Badge	Ragione Sociale	Proprio	Delega	Totale
**D	LJR LIMITED PARTNERSHIP	8.420	8.420	8.420
**D	COMMON MONTHLY INTL EX-JAPAN EQUITY	4.626	4.626	4.626
**D	CENTRAL PROVIDENT FUND BOARD	5.338	5.338	5.338
**D	NATIONAL COUNCIL FOR SOCIAL SEC FUND	6.527	6.527	6.527
**D	IBM PENSION PLAN	34.808	34.808	34.808
**D	NATIONAL COUNCIL FOR SOCIAL SEC FUND	6.111	6.111	6.111
**D	INCOME TRUST: FIDELITY S GLOBAL EX US I	5.138	5.138	5.138
**D	NORTHERN TRUST QUANTITATIVE FUND PLC	14.908	14.908	14.908
**D	NORTHERN TRUST UNIT TRUST	69.507	69.507	69.507
**D	NORTHERN TRUST ROBUSTA FUND	53.122	53.122	53.122
**D	FORD OF CANADA MASTER TRUST FUND	4.994	4.994	4.994
**D	CITY OF REGINA POLICE PENSION PLAN	6.736	6.736	6.736
**D	CITY OF REGINA CIVIC SUPER BENEFIT	43.960	43.960	43.960
**D	HSBC CANADIAN BALANCED FUND	2.008	2.008	2.008
**D	MICROSOFT GLOBAL FINANCE LIMITED	55.513	55.513	55.513
**D	BLUE SKY GROUP	114.287	114.287	114.287
**D	FUTURE FUND FOR BOARD OF GUARDIANS	39.942	39.942	39.942
**D	FUTURE FUND INVESTMENT COMPANY NO.2 PTY	2.191.175	2.191.175	2.191.175
**D	GARD COMMON CONTRACTUAL FUND	1.492	1.492	1.492
**D	CLERICAL MED INVEST GROUP LIMITED	11.461	11.461	11.461
**D	HALIFAX INTL INVEST ICVC EUROPEAN FD	33.310	33.310	33.310
**D	STICHTING PENSTOENFONDS SAGITTARIUS	12.749	12.749	12.749
**D	TREDUE AB-FONDEN	207.988	207.988	207.988
**D	ABU DHABI RETIREMENT PENSION FUND	10.073	10.073	10.073
**D	FUARDE AB-FONDEN	135.252	135.252	135.252
**D	STICHTING PENSTOENFONDS CAMPINA	10.427	10.427	10.427
**D	EAST RIDING PENSION FUND	21.000	21.000	21.000
**D	STICHTING DELA DEPOSITARY AND MANAGEMENT	16.867	16.867	16.867
**D	UNIVEST	31.811	31.811	31.811
**D	CITADEL EQUITY FUND A/C LTD	6.086	6.086	6.086
**D	COMMONWEALTH OF PENNSYLVANIA - PUBLIC SCHOOL EMPLOYEES' RETIREMENT SYSTEM	27.437	27.437	27.437
**D	UBS (LUX) EQUITY FUND - EURO COUNTRIES	32.594	32.594	32.594
**D	UBS FUND MANAGEMENT (LUXEMBOURG) S.A.	70.769	70.769	70.769
**D	UBS (LUX) STRATEGY XTRA SICAV	4.317	4.317	4.317
**D	TRUST E CUSTODY SERVICES BANK LTD	123.084	123.084	123.084
**D	JO HAMBRO CAPITAL MANAGEMENT UMBRELLA FU	258.399	258.399	258.399
**D	ROME PRICE FUNDS SICAV	333	333	333
**D	MORGAN STANLEY INVESTMENT FUNDS	48.129	48.129	48.129
**D	JEROMAN INVESTMENT FUNDS	80.880	80.880	80.880
**D	SCHRODER INTERNATIONAL SELECTION FUND	149.295	149.295	149.295
**D	VANGUARD INVESTMENT SERIES, PLC	310.745	310.745	310.745
**D	SAS TRUSTEE CORPORATION	208.940	208.940	208.940
**D	BLACKROCK AUSTRALIA LTD AS RESPONSIBLE E	36.792	36.792	36.792




Assemblea Straordinaria del 19 aprile 2011
(2^ Convocazione del 20 aprile 2011)

LISTA ESITO DELLE VOTAZIONE

Oggetto: Aumento del capitale sociale a titolo gratuito

FAVOREVOLI

Badge	Ragione Sociale	Proprio	Delega	Totale
**D	AUSCOAL SUPERANNUATION FUND	450.986	450.986	450.986
**D	AUSTRALIANSUPER	81.834	81.834	81.834
**D	UBS GLOBAL ASSET MANAGEMENT LIFE LTD	33.417	33.417	33.417
**D	LABOR PENSION FUND SUPERVISORY COMMITTEE-LABOR RETIREMENT FUND	3.895	3.895	3.895
**D	LABOR PENSION FUND SUPERVISORY COMMITTEE	2.819	2.819	2.819
**D	LABOR PENSION FUND SUPERVISORY COMMITTEE	2.142	2.142	2.142
**D	ROCKEFELLER & CO., INC	19.320	19.320	19.320
**D	SAMPENSION INVEST AFDELING GLOBAL AKTIEN	9.042	9.042	9.042
**D	QANTAS SUPERANNUATION PLAN	1.332	1.332	1.332
**D	SSFSAL ATF THE SFSF - GLOBAL LISTED INFRASTRUCTURE SECTOR TRUST	646.905	646.905	646.905
**D	FUNDACAO CALOUSTE GULBENKIAN	22.385	22.385	22.385
**D	THE BOEING COMPANY EMPLOYEE RETIREMENT P	124.389	124.389	124.389
**D	BLACKROCK INDEXED ALL-COUNTRY EQUITY FUN	1.380	1.380	1.380
**D	VANGUARD GLOBAL INFRASTRUCTURE FUND	128.357	128.357	128.357
**D	THE TRUSTEE FOR INTERNATIONAL EQUITIES S	4.469	4.469	4.469
**D	AUSTRALIAN REWARD INVESTMENT ALLIANCE	12.828	12.828	12.828
**D	VANGUARD CARBON AWARE INTERNATIONAL SHAR	12.249	12.249	12.249
**D	HARTFORD LIFE INSURANCE COMPANY	9.528	9.528	9.528
**D	VANGUARD INTERNATIONAL SHARE INDEX FUND	76.243	76.243	76.243
**D	SIJOITUSRAHASTO ALFRED BERG GLOBAL	7.374	7.374	7.374
**D	HEALTH SUPER FUND	266.531	266.531	266.531
**D	SIJOITUSRAHASTO ALFRED BERG EUROPE	67.950	67.950	67.950
**D	THE BOEING COMPANY EMPLOYEE RETIREMENT PLANS MASTER TRUST	95.587	95.587	95.587
**D	FIDELITY INVESTMENT FUNDS - EUROPEAN FUND	4.340.340	4.340.340	4.340.340
**D	FIDELITY EUROPEAN VALUES PLC	974.904	974.904	974.904
**D	AVIVA INVESTORS MANAGER OF MANAGER ICVC	47.901	47.901	47.901
**D	AMONIS NV	3.727	3.727	3.727
**D	AVIVA INVESTORS MANAGED FUND ICVC - DIVERSIFIED STRATEGY FUND	1.176	1.176	1.176
**D	FIDELITY INSTITUTIONAL FUNDS ICVC - FIDE	585.253	585.253	585.253
**D	FIDELITY INSTITUTIONAL PAN EUROPEAN FUND	43.382	43.382	43.382
**D	EQ ADVISORS TRUST - EQ/INTERNATIONAL COR	15.177	15.177	15.177
**D	NVIT INTERNATIONAL INDEX FUND	33.746	33.746	33.746
**D	CHURCH COMMISSIONERS FOR ENGLAND	8.266	8.266	8.266
**D	GOVERNMENT OF NORWAY	14.197.489	14.197.489	14.197.489
**D	STATE OF WYOMING, WYOMING STATE TREASURE	10.693	10.693	10.693
**D	JNL/MELLON CAPITAL MANAGEMENT INTERNATIO	30.591	30.591	30.591
**D	THE BOEING COMPANY EMPLOYEE RETIREMENT P	15.358	15.358	15.358
**D	EQ ADVISORS - AXA TACTICAL MANAGER INTER	18.733	18.733	18.733
**D	EQ ADVISORS - AXA TACTICAL MANAGER INTER	17.407	17.407	17.407
**D	WASHINGTON STATE INVESTMENT BOARD	142.333	142.333	142.333
**D	VANGUARD OVERSEAS EQUITY INDEX FUND	58.822	58.822	58.822
**D	COMANGLED PENSION TRUST FUND (INTERNATI	22.152	22.152	22.152
**D	STATE OF INDIANA, PUBLIC EMPLOYEES' RETI	18.404	18.404	18.404





Assemblea Straordinaria del 19 aprile 2011
(2^ Convocazione del 20 aprile 2011)

LISTA ESITO DELLE VOTAZIONE

Oggetto: Aumento del capitale sociale a titolo gratuito

FAVOREVOLI

Badge	Ragione Sociale	Proprio	Delega	Totale
**D	JP MORGAN CHASE RETIREMENT PLAN	66.333	66.333	66.333
**D	EQ ADVISORS TRUST- EQ/TEMPLETON GLOBAL E	3.025	3.025	3.025
**D	EQ ADVISORS TRUST - EQ/GLOBAL MULTI-SECT	20.142	20.142	20.142
**D	EMPLOYEES RETIREMENT SYSTEM OF TEXAS.	139.025	139.025	139.025
**D	AXA PREMIER VIP TRUST - MULTIMANGER INTE	9.901	9.901	9.901
**D	JPMORGAN INTERNATIONAL EQUITY INDEX FUND	47.035	47.035	47.035
**D	NATIONWIDE INTERNATIONAL INDEX FUND	43.911	43.911	43.911
**D	T ROWE PRICE INTERNATIONAL INDEX FUND, I	13.133	13.133	13.133
**D	BLACKROCK ASSET MANAGEMENT PENSIONS LIMI	1.142.408	1.142.408	1.142.408
**D	BLACKROCK INDEX SELECTION FUND	133.211	133.211	133.211
**D	BLACKROCK ACTIVE EQUITY FUNDS (DUBLIN) P	1.525	1.525	1.525
**D	GOLDMAN SACHS TRUST - GOLDMAN SACHS STRUCTURED INTERNATIONAL TAX-MANAGED EQUITY	457.900	457.900	457.900
**D	PETERCAM B FUND	70.001	70.001	70.001
**D	SCHRODER GLOBAL EQUITY INCOME FUND	77.323	77.323	77.323
**D	THE MASTER TRUST BANK OF JAPAN LTD AS TRUSTEE FOR MUTB400045794 11-3	293.885	293.885	293.885
**D	THE MASTER TRUST BANK OF JAPAN LTD AS TRUSTEE FOR MUTB400045795 11 3	292.707	292.707	292.707
**D	JPMORGAN EUROPEAN INVESTMENT TRUST PLC	10.972	10.972	10.972
**D	ALLIANZ UK & EUROPEAN INVESTMENT FUNDS -	59.027	59.027	59.027
**D	THE MASTER TRUST BANK OF JAPAN LTD AS TRUSTEE FOT MTBJ400045825	22.768	22.768	22.768
**D	THE MASTER TRUST BANK OF JAPAN, LTD. AS TRUSTEE FO FOR MTBJ400045826	321.539	321.539	321.539
**D	AVIVA LIFE & PENSIONS UK LIMITED	20.319	20.319	20.319
**D	THE MASTER TRUST BANK OF JAPAN, LTD. AS TRUSTEE FOR MUTB400045792	288.034	288.034	288.034
**D	VANGUARD TOTAL INTERNATIONAL STOCK INDEX	895.201	895.201	895.201
**D	NORGES BANK	249.210	249.210	249.210
**D	PUBLIC EMPLOYEES RETIREMENT ASSOCIATION	29.526	29.526	29.526
**D	STATE OF NEW MEXICO STATE INVESTMENT COU	32.306	32.306	32.306
**D	VANGUARD FIDUCIARY TRUST COMPANY EUROPEA	17.283	17.283	17.283
**D	MASTER INTERNATIONAL INDEX SERIES OF QUA	25.136	25.136	25.136
**D	AVIVA LIFE PENSIONS UK LIMITED	70.803	70.803	70.803
**D	BLACKROCK ASSET MANAGEMENT PENSIONS LIMITED	12.160	12.160	12.160
**D	JAPAN TRUSTEE SERVICES BANK LTD AS TRUST	26.767	26.767	26.767
**D	AXA-EB 510	1.036	1.036	1.036
**D	PENN SERIES DEVELOPED INTERNATIONAL INDE	1.465	1.465	1.465
**D	FRONTIER COMMUNICATIONS PENSION PLAN	36.292	36.292	36.292
**D	T. ROWE PRICE RETIREMENT DATE TRUST	7.416	7.416	7.416
**D	BOMBARDIER TRUST U.S. MASTER TRUST	39.105	39.105	39.105
**D	DAVID E MOORE	1.624	1.624	1.624
**D	EQ ADVISORS TRUST-AXA TACTICAL MANAGER INTERNATIONAL PORTFOLIO 1	6.795	6.795	6.795
**D	HOBART PUBLIC MARKET INVESTMENT LLC	1.799	1.799	1.799
**D	NMA-PRAXIS INTERNATIONAL INDEX FUND	2.117	2.117	2.117
**D	GENIUSNESS LLC	556	556	556
**D	SIMON LOE FUND, LP	1.715	1.715	1.715
**D	NEST SUBURBAN RETIREMENT INCOME PLAN	206	206	206





Assemblea Straordinaria del 19 aprile 2011
(2^ Convocazione del 20 aprile 2011)

LISTA ESITO DELLE VOTAZIONE

Oggetto: Aumento del capitale sociale a titolo gratuito

FAVOREVOLI

Badge	Ragione Sociale	Proprio	Delega	Totale
**D	RESURRECTION HEALTH CARE PENSION PLAN		710	710
**D	RESURRECTION HEALTH CARE		1.577	1.577
**D	GLORIA KAUFMAN MARITAL TRUST		812	812
**D	T ROME PRICE REAL ASSETS FUND INC		102.847	102.847
**D	EPWORTH INVESTMENT FUND		3.819	3.819
**D	FIRST STATE GLOBAL OPPORTUNITIES FUND		55.653	55.653
**D	HSBC BANK (UK) PENSION SCHEME		1.167.034	1.167.034
**D	NUCLEAR LIABILITIES FUND LIMITED		10.332	10.332
**D	WEST MIDLANDS METROPOLITAN AUTHORITI		78.749	78.749
**D	WEST YORKSHIRE PENSION FUND		36.750	36.750
**D	HSBC BANK PLC A/C HSBC ET		904	904
**D	CANADA POST CORPORATION PENSION PLAN		313.451	313.451
**D	EDUCATORS GLOBAL FUND		258	258
**D	MANULIFE INTERNATIONAL EQUITY INDEX FUND		3.098	3.098
**D	MANULIFE INTERNATIONAL EQUITY (83)		25.614	25.614
**D	UNITED ENHANCED INCOME POOL		100.930	100.930
**D	EAFE EQUITY INDEX FUND		29.186	29.186
**D	LODH OPUS EAFE EQUITY FUND		10.715	10.715
**D	RARE SERIES VALUE FUND		1.751	1.751
**D	RARE INFRASTRUCTURE VALUE FUND		377.287	377.287
**D	GENERAL MOTORS CANADA DOMESTIC TRUST		1.977	1.977
**D	BOMBARDIER TRUST (CANADA) REAL RETURN AS		226.298	226.298
**D	THE BOMBARDIER TRUST (UK)		200.233	200.233
**D	SELECT INCOME ADVANTAGE MANAGED TRUST		428.550	428.550
**D	YIELD ADVANTAGE INCOME FUND		5.060	5.060
**D	CI CORPORATE CLASS LTD		458.310	458.310
**D	SIGNATURE INCOME E GROWTH FUND		37.525	37.525
**D	SIGNATURE HIGH INCOME FUND		26.565	26.565
**D	SKYLON GROWTH E INCOME TRUST		10.323	10.323
**D	BELL ALIANT REGIONAL COMMUNICATIONS INC		64.967	64.967
**D	PGSF GLOBAL INCOME STOCK		81.666	81.666
**D	PF (LUX) EUR. SUSTAINABLE EQ PO L		1.100	1.100
**D	INVESTMENT MANAGEMENT UNIT SEL INVESTMENTS, ATTN NOREEN PARK		16.851	16.851
**D	JAPAN TRUSTEE SERVICES BANK LTD RB DBU STRATEGY MF (TAX-EXEMPT QLI)		648	648
**D	FIL LIMITED FIDELITY INTERNATIONAL LIMITED		2.100	2.100
**D	FIDELITY ACTIVE STRATEGY SICAV		108.058	108.058
**D	HHF INDUS OF THE FUT FD		10.487	10.487
**D	SIGNATURE DIVERSIFIED YIELD TRUST		867.465	867.465
**D	TRIODOS SICAV I		66.128	66.128
**D	MACQUARIE GLOBAL INFRASTRUCTURE TOTAL RE		980.078	980.078
**D	UBS FUND MANAGEMENT (SWITZERLAND) AG		132.143	132.143
**D	THE ROYAL BOROUGH OF KENSINGTON AND CHEL		1.452	1.452
**D	DUKE-ENERGY CORPORATION MASTER RET		263.308	263.308




Assemblea Straordinaria del 19 aprile 2011
(2^ Convocazione del 20 aprile 2011)

LISTA ESITO DELLE VOTAZIONE

Oggetto: Aumento del capitale sociale a titolo gratuito

FAVOREVOLI

Badge	Regione Sociale	Proprio	Delega	Totale
**D	HSBC EUROPEAN INDEX FUND	18.923	18.923	18.923
**D	T ROWE CONCENTRATED INTERNAT EQUITY FUND	8.346	8.346	8.346
**D	T. ROWE PRICE GLOBAL INFRASTRUCTURE FUND	37.210	37.210	37.210
**D	SHELL PENSIONS TRUST LIMITED AS TRUSTEE OF SHELL C.P.FUND	74.896	74.896	74.896
**D	STICHTING SHELL PENSIOENFONDS	103.860	103.860	103.860
**D	H.E.S.T. AUSTRALIA LIMITED	8.379	8.379	8.379
**D	SHELL TRUST (BERMUDA) LTD AS TRUSTEE OF THE SHELL OVERSEAS C.P. FUND	22.904	22.904	22.904
**D	SHELL TRUST (BERMUDA) LIMITED AS TRUSTEE	3.995	3.995	3.995
**D	LOTHIAN PENSION FUND	18.622	18.622	18.622
**D	JAPAN TRUSTEE SERVICES BANK,LTD INV. FUND	1.972	1.972	1.972
**D	CLEARVIEW INFRASTRUCTURE FUND	219.125	219.125	219.125
**D	GOLDMAN SACHS JBWERE GLOBAL	11.371	11.371	11.371
**D	LMA (LUXEMBOURG) SARL)	295	295	295
**D	MIZUHO LAZARD MASTER FUND	23.799	23.799	23.799
**D	TG RARE INFRASTRUCTURE FUND	76.795	76.795	76.795
**D	THE NORTHWESTERN MUTUAL LIFE INSURANCE COMPANY-GASA EQUITY	4.861	4.861	4.861
**D	THE NORTHWESTERN MUTUAL LIFE INSURANCE CO.-FOREIGN EQUITY	13.153	13.153	13.153
**D	PICTET INTERNATIONAL EQUITY FUND LLC	128.095	128.095	128.095
**D	CHILDRENS HEALTHCARE OF ATLANTA INC.	7.261	7.261	7.261
**D	HARTFORD INTERNATIONAL-GLOBAL EQUITY (EX JAPAN) INDEX FUND	30.494	30.494	30.494
**D	FORWARD GLOBAL INFRASTRUCTURE FUND	225.000	225.000	225.000
**D	TRUST AND CUSTODY SERVICES BANK LTD.	117.016	117.016	117.016
**D	ACBERNSTEIN SICAV	4.158	4.158	4.158
**D	SHINKO GBL INFRASTRUCTURE EQ FUND OF SHINKO GLOBAL TRUST	90.337	90.337	90.337
**D	CAAM	74.354	74.354	74.354
**D	NATIXIS AM	54.320	54.320	54.320
**D	AXA INVESTMENT MANAGERS PARIS	10.010	10.010	10.010
**D	SOCIETE GENERALE GESTION	25.917	25.917	25.917
**D	S2G	10.714	10.714	10.714
**D	AGI FRANCE	563.375	563.375	563.375
**D	ETOILE GESTION	230.761	230.761	230.761
**D	PIONEER ASSET MANAGEMENT SA	78.958	78.958	78.958
**D	TACONIC OPPORTUNITY MASTER FUND L.P. M AND C CORPORATE SERVICES LIMITED	160.169	160.169	160.169
**D	TACONIC OPPORTUNITY FUND LP	79.200	79.200	79.200
**D	TACONIC OPPORTUNITY FUND II L.P.	18.084	18.084	18.084
**D	TACONIC CAPITAL PARTNERS LP	583	583	583
**D	TACONIC CAPITAL PARTNERS 1.5 LP	13.342	13.342	13.342
**D	TACONIC MASTER FUND 1.5 L.P. M AND C CORPORATE SERVICES LIMITED	22.075	22.075	22.075
**D	GEORGES R.HAIRK PARAMETRIC PORTFOLIO ASSCIATES	2.525	2.525	2.525
**D	BROOKFIELD REDDING GLOBAL INFRASTRUCTURE PARTNERS LP	5	5	5
**D	AEGON CUSTODY BV INZAKE AEGON BASISFONDS ANDELEN EUROPA	5.708	5.708	5.708
**D	AVIVA INVESTORS INTERNATIONAL INDEX TRACKING FUND	9.555	9.555	9.555
**D	STANDARD LIFE INVESTMENT LIMITED	3.882.361	3.882.361	3.882.361




Assemblea Straordinaria del 19 aprile 2011
(2^ Convocazione del 20 aprile 2011)

LISTA ESITO DELLE VOTAZIONE

Oggetto: Aumento del capitale sociale a titolo gratuito

FAVOREVOLI

Badge	Ragione Sociale	Proprio	Delega	Totale
**D	COLONIAL FIRST STATE INVESTMENTS LIMITED	706.518	706.518	706.518
**D	BALENTINE INTERNATIONAL EQUITY FUND SELECT LP	8.012	8.012	8.012
**D	STICHTING MN SERVICES AANDELENFONDS EUROPA III	770	770	770
**D	WILSHIRE VARIABLE INSURANCE TRUST-INTERNATIONAL EQUITY FUND	724	724	724
**D	STICHTING MN SERVICES AANDELENFONDS EUROPA	5.945	5.945	5.945
**D	COLONIAL FIRST STATE INVESTMENT LIMITED	18.178	18.178	18.178
**D	LAZARD ASSET MANAGEMENT LTD.	31.572	31.572	31.572
**D	THE REPRESENTATIVE CHURCH BODY	22.600	22.600	22.600
**D	STICHTING PENSIOENFONDS METAAL EN TECHNIEK	42.804	42.804	42.804
**D	LAZARD GLOBAL ACTIVE FUNDS PLC	88.866	88.866	88.866
**D	WILMINGTON MULTI-MANAGER INTERNATIONAL FUND	1.391	1.391	1.391
**D	WILMINGTON MULTI-MANAGER INTERNATIONAL FUND	5.785	5.785	5.785
**D	LAZARD ASSET MANAGEMENT LTD.	2.438.538	2.438.538	2.438.538
**D	WINTERTHUR LIFE UK LIMITED	7.602	7.602	7.602
**D	COLONIAL FIRST STATE INVESTMENT LIMITED	253.071	253.071	253.071
**D	CITIBANK KOREA INC	244.033	244.033	244.033
**D	LAZARD GLOBAL PORTFOLIO FUNDS P.L.C	394.277	394.277	394.277
**D	MACQUARIE INVESTMENT MANAGEMENT LIMITED	1.016.352	1.016.352	1.016.352
**D	ADVANCED SERIES TRUST -AST ACADEMIC STRATEGIES ASSET ALLOCATION PORTFOLIO	206.495	206.495	206.495
**D	COLONIAL FIRST STATE INVESTMENTS LIMITED	157.156	157.156	157.156
**D	JAPAN TRUSTEE SERVICE BANK	61.352	61.352	61.352
**D	DYNAMIC INFRASTRUCTURE FUND	1.360	1.360	1.360
**D	AEGON CUSTODY B.V.	125.670	125.670	125.670
**D	AVIVA INVESTORS BALANCED MANAGED FUND	2.949	2.949	2.949
**D	WILMINGTON INTERNATIONAL EQUITY FUND SELECT LP	1.897	1.897	1.897
**D	LEGAL AND GENERAL ASSURANCE PENSIONS MANAGEMENT LIMITED	60.857	60.857	60.857
**D	LEGAL AND GENERAL ASSURANCE (PENSIONS MANAGEMENT) LTD	94.158	94.158	94.158
**D	AMBER CAPITAL ITALIA SGR SPA	75.650	75.650	75.650
**D	NUMERIC WORLD FUNDAMENTAL STATISTICAL ARBITRAGE LEVERED OFFSHORE FUND I, LTD	3.460	3.460	3.460
**D	NUMERIC STRATEGIC ALPHA FUND LP	680	680	680
**D	IRISH LIFE ASSURANCE	369.941	369.941	369.941
**D	LA COMPAGNIE FINANCIERE EDMOND DE ROTHSCHILD BANQUE	1.588.969	1.588.969	1.588.969
**D	NOVARTIS CORPORATION PENSION MASTER TRUST	45.659	45.659	45.659
**D	STATE FARM VARIABLE PRODUCT TRUST, INTERNATIONAL EQ INDEX F	7.506	7.506	7.506
**D	TEACHERS' RETIREMENT SYSTEM OF THE STATE OF ILLINOIS	24.516	24.516	24.516
**D	ARKWRIGHT, LLC	868	868	868
**D	LONDON BOROUGH OF BARKING & DAGENHAM SUPERANNUATION FUND	51.277	51.277	51.277
**D	RUSSELL INVESTMENT COMPANY II PLC	75.119	75.119	75.119
**D	JOHN HANCOCK TRUST INTERNATIONAL EQUITY INDEX TRUST B	4.750	4.750	4.750
**D	JOHN HANCOCK TRUST INTERNATIONAL EQUITY INDEX TRUST A	6.130	6.130	6.130
**D	JOHN HANCOCK FUNDS II INTERNATIONAL EQUITY INDEX FUND	8.937	8.937	8.937
**D	SCHWAB INTERNATIONAL EQUITY ETF	16.874	16.874	16.874
**D	MANAGED PENSION FUNDS LIMITED	348.670	348.670	348.670



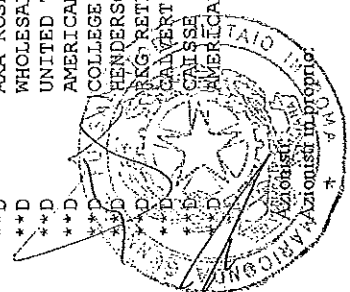
Assemblea Straordinaria del 19 aprile 2011
(2^ Convocazione del 20 aprile 2011)

LISTA ESITO DELLE VOTAZIONE

Objetto: Aumento del capitale sociale a titolo gratuito

FAVOREVOLI

Badge	Ragione Sociale	Proprio	Delega	Totale
**D	CAVENHAM GLOBAL EQUITIES		3.621	3.621
**D	JOHN HANCOCK FUNDS II GLOBAL INFRASTRUCTURE FUND		3.900	3.900
**D	JOHN HANCOCK TRUST INTERNATIONAL INDEX TRUST		55.993	55.993
**D	IM VERBATIM FUNDS - IM VERBATIM PORTFOLIO 5 INCOME FUND		2.310	2.310
**D	LAZARD INTERNATIONAL EQUITY SELECT PORTFOLIO		4.701	4.701
**D	LAZARD RETIREMENT INTERNATIONAL EQUITY PORTFOLIO		318.602	318.602
**D	LAZARD GLOBAL LISTED INFRASTRUCTURE PORTFOLIO		450.794	450.794
**D	LAZARD WORLD DIVIDEND & INCOME FUND, INC.		104.101	104.101
**D	DB ADVISORS (CH) DBI WORLD EQUITY FUND	422		422
**D	GPF (THAILAND) INVESTMENT FUND	11.964		11.964
**D	COHEN + STEERS INFRASTRUCTURE FUND, INC.	2.586.460		2.586.460
**D	COHEN + STEERS GLOBAL INFRASTRUCTURE FUND, INC	121.709		121.709
**D	THE ALLIANCEBERNSTEIN POOLING PTF - ALLIANCEB VOL MNGM PTF	1.286		1.286
**D	ALLIANCEBERNSTEIN COLLECTIVE INVESTMENT TRUST SERIES	313		313
**D	JOHN HANCOCK LIFE AND HEALTH INSURANCE COMPANY	9.560		9.560
**D	METROPOLITAN LIFE INSURANCE COMPANY	8.609		8.609
**D	BRUNSWICK UNIT 1 QUALIFIED NUCLEAR DECOMMISSIONING FUND	581		581
**D	HARRIS UNIT 1 QUALIFIED NUCLEAR DECOMMISSIONING FUND	406		406
**D	BRUNSWICK UNIT 2 QUALIFIED NUCLEAR DECOMMISSIONING FUND	625		625
**D	ROBINSON UNIT 2 QUALIFIED NUCLEAR DECOMMISSIONING FUND	591		591
**D	THE MASTER TRUST BK OF JP LTD: HITACHI FOREIGN EQ INDEX ME	10.539		10.539
**D	GOVERNMENT OF THE REPUBLIC OF SINGAPORE	2.377		2.377
**D	BT INSTITUTIONAL INTERNATIONAL SUSTAINABILITY SHARE FUND	2.467		2.467
**D	PENSION FUND OF SUMITOMO MITSUI BANKING CORPORATION	1.670		1.670
**D	GENERAL MOTORS HOURLY-RATE EMPLOYEES PENSION TRUST	14.677		14.677
**D	GENERAL MOTORS SALARIED EMPLOYEES PENSION TRUST	10.441		10.441
**D	IAM NATIONAL PENSION FUND	320.765		320.765
**D	ARIZONA STATE RETIREMENT SYSTEM	1.320		1.320
**D	RYDEX MSCI EAFE EQUAL WEIGHT ETF	1.278		1.278
**D	ENERGY INSURANCE MUTUAL LIMITED	3.585		3.585
**D	ORG FOR SMALL/MEDIUM ENTERPRISES AND REGIONAL INNOVATION	70.345		70.345
**D	ALPINE GLOBAL INFRASTRUCTURE FUND	6.600		6.600
**D	COHEN + STEERS GLOBAL LISTED INFRASTRUCTURE FUND	12.177		12.177
**D	AXA ROSENBERG EQUITY ALPHA TRUST	1.554		1.554
**D	WHOLESALE GLOBAL EQUITY - INDEX FUND (UNHEGGED)	5.918		5.918
**D	UNITED TECHNOLOGIES CORPORATION EMPLOYEE SAVINGS PLAN	11.529		11.529
**D	AMERICAN HEART ASSOCIATION	492		492
**D	COLLEGE RETIREMENT EQUITIES FUND	272.455		272.455
**D	HENDERSON GLOBAL EQUITY INCOME FUND	360.078		360.078
**D	PKG-RETRAITE DU PERS DES CPE ET DES GARDERIES PRIV CONV DU QB	35.649		35.649
**D	GALVERT VP EAFE INTERNATIONAL INDEX PORTFOLIO	5.074		5.074
**D	CAI-SE DE DEPOT ET PLACEMENT DU QUEBEC	347.342		347.342
**D	AMERICAN BEACON INTERNATIONAL EQUITY FUND	218.530		218.530




Assemblea Straordinaria del 19 aprile 2011
(2^ Convocazione del 20 aprile 2011)

LISTA ESITO DELLE VOTAZIONE

Oggetto: Aumento del capitale sociale a titolo gratuito

FAVOREVOLI

Badge	Ragione Sociale	Proprio	Delega	Totale
**D	FEDEX CORPORATION EMPLOYEES PENSION TRUST		19.293	19.293
**D	EATON VANCE STRUCTURED INTERNATIONAL EQUITY FUND		5.904	5.904
**D	FIRST STATE INV ICVC-FIRST STATE GLOB LISTED INFRASTRUCTURE F		640.304	640.304
**D	AMERICAN INTERNATIONAL GROUP INC RETIREMENT PLAN		267	267
**D	RUSSELL GLOBAL INFRASTRUCTURE FUND		1.615.740	1.615.740
**D	DYNAMIC GLOBAL INFRASTRUCTURE FUND		218.400	218.400
**D	SIGNAL ENHANCED YIELD FUND		1.250	1.250
**D	SIGNAL TOTAL RETURN FUND		170	170
**D	LAZARD GLOBAL INFRASTRUCTURE FUND		189.342	189.342
**D	TRANSAMERICA ALLIANCEBERNSTEIN DYNAMIC ALLOCATION VP		485	485
**D	INSURANCE CORPORATION OF BRITISH COLUMBIA		6.893	6.893
**D	ING DIRECT STREETWISE BALANCED INCOME FUND		418	418
**D	ING DIRECT STREETWISE BALANCED FUND		3.708	3.708
**D	ING DIRECT STREETWISE BALANCED GROWTH FUND		1.342	1.342
**D	STATE FARM MUTUAL FUND TRUST, INTERNATIONAL INDEX FUND		5.776	5.776
**D	LAZARD GLOBAL LISTED INFRASTRUCTURE (CANADA) FUND		510.582	510.582
**D	SEASONS SERIES TRUST INTERNATIONAL EQUITY PORTFOLIO		3.255	3.255
**D	OPENWORLD PUBLIC LIMITED COMPANY		72.988	72.988
**D	DWS LIFE/CYCLE LONG RANGE FUND		2.665	2.665
**D	DWS EAFE EQUITY INDEX FUND		8.633	8.633
**D	STICHTING PHILIPS PENSIOENFONDS		50.786	50.786
**D	RUSSELL GLOBAL LISTED INFRASTR FUND - (DOLLAR SIGN)A HEDGED		537.499	537.499
**D	THE PRUDENTIAL INSURANCE COMPANY OF AMERICA		8.711	8.711
**D	MERCER QIF FUND PLC		175.000	175.000
**D	MORGAN STANLEY SELECT DIMENSIONS INVESTMENT SERIES, GLOBAL INF		29.805	29.805
**D	MORGAN STANLEY INST F INC. SELECT GLB INFRA STRUCTURE PTE		10.500	10.500
**D	NORTHROP GRUMMAN CORPORATION VEGA MASTER TRUST I		2.668	2.668
**D	FIRST AMERICAN INVESTMENT FUNDS INC. - INT SELECT FUND		57.313	57.313
**D	FIRST AMERICAN INV FUNDS, INC.-GLOBAL INFRASTRUCTURE FUND		240.720	240.720
**D	STATE OF NEW JERSEYCOMMON PENSION FUND D		650.000	650.000
**D	CANADA PENSION PLAN INVESTMENT BOARD		344	344
**D	SENTRY SELECT LAZARD GLOBAL LISTED INFRASTRUCTURE FUND		54.200	54.200
**D	COSMOPOLITAN INVESTMENT FUND		180	180
**D	WESTPAC STAFF SUPERANNUATION PLAN		2.204	2.204
**D	LAZARD GLOBAL LISTED INFRASTRUCTURE FUND		1.391.641	1.391.641
**D	SSGA WEALTH WEIGHTED GLOBAL EQUITIES INDEX NL TRUST		4.613	4.613
**D	WESTPAC INTERNATIONAL SHARE INDEX TRUST		17.970	17.970
**D	SSGA INTERNATIONAL EQUITIES INDEX NL TRUST		5.971	5.971
**D	ALASKA COMMON TRUST FUND		5.551	5.551
**D	ALASKA COMMON TRUST FUND		41.336	41.336
**D	INDEWORTH INTERNATIONAL EQUITY INDEX FUND		553.512	553.512
**D	INDEWORTH TR DEF LTD ATE ST JAMES'S PL STRAT MANAG UNIT TR		1.572	1.572
**D	BLACKROCK INTERNATIONAL INDEX FUND		17.310	17.310
**D	GOV/OF HM THE SULTAN AND YANG DI-PERTUAN OF BRUNEI DARUSSALAM			





Assemblea Straordinaria del 19 aprile 2011
(2^ Convocazione del 20 aprile 2011)

LISTA ESITO DELLE VOTAZIONE

Oggetto: Aumento del capitale sociale a titolo gratuito

FAVOREVOLI

Badge	Ragione Sociale	Proprio	Delega	Totale
**D	HONG KONG HOUSING AUTHORITY		2.968	2.968
**D	FLOURISH INVESTMENT CORPORATION		74.222	74.222
**D	FLOURISH INVESTMENT CORPORATION		66.426	66.426
**D	HOME AFFAIRS UNIFORMED SERVICES (INVEST FUND)		407	407
**D	DEUTSCHE DBI GLOBAL SHARES FUND		1.121	1.121
**D	WUT47		1.212	1.212
**D	WUT63		64.550	64.550
**D	SSGA MSCI ACWI EX-USA INDEX NON-LENDING DAILY TRUST		4.255	4.255
**D	PEOPLE'S BANK OF CHINA		12.335	12.335
**D	WORKERS COMPENSATION BOARD-ALBERTA		678.523	678.523
**D	CALIFORNIA PUBLIC EMPLOYEES RETIREMENT SYSTEM		1.143.409	1.143.409
**D	CALIFORNIA STATE TEACHERS RETIREMENT SYSTEM		153.320	153.320
**D	BAERUM KOMMUNE		1.788	1.788
**D	MERCK CAPITAL ASSET MANAGEMENT LIMITED		14.038	14.038
**D	UNITED EUROPEAN SMALL CAP FUND		7.350	7.350
**D	UAW RETIREE MEDICAL BENEFITS TRUST		71.754	71.754
**D	UAW RETIREE MEDICAL BENEFITS TRUST		35.818	35.818
**D	VANGUARD INV F ICVC- FTSE DEV WOR LD EX - U.K. EQ INDEX F		9.074	9.074
**D	VANGUARD INV F ICVC-VANGUARD FTSE DEV EUROPE EX-UK EQ INDEX F		6.235	6.235
**D	WELLS FARGOMASTER TRUST DIVERSIFIED STOCK PORTFOLIO		16.101	16.101
**D	WELLS FARGO MASTER TRUST INTERNATIONAL INDEX PORTFOLIO		620	620
**D	WSIB INVESTMENTS (TOTAL RETURN) POOLED FUND TRUST		2.375	2.375
**D	ALPHA FUND		142.677	142.677
**D	LAZARD MANAGED BALANCED FUND		3.630	3.630
**D	SS TRUSTEES LIMITED ATF THE DIVERSIFIED CHARITY FUND		24.261	24.261
**D	LAZARD MANAGED EQUITY FUND		19.990	19.990
**D	LAZARD GLOBAL EQUITY INCOME FUND		291.037	291.037
**D	THE HARTFORDGLOBAL ALL- ASSET FUND		5.752	5.752
**D	NEXGEN INFRASTRUCTURE LIMITED PARTNERSHIP		66.762	66.762
**D	PRUDENTIAL RETIREMENT INSURANCE & ANNUITY COMPANY		201.723	201.723
**D	MANULIFE ASSET MANAGEMENT INTERNATIONAL EQUITY INDEX POOLED F		1.807	1.807
**D	SS BK AND TRUST COMPANY INV FUNDS FOR TAXEXEMPT RETIREMENT PL		1.779	1.779
**D	DOW JONES SUSTAINABILITY WORLD INDEX NON-LENDING COMMON TR F		5.534	5.534
**D	SSGA MSCI EUROPE SCREENED INDEX NON-LENDING COMMON TRUST FUND		3.776	3.776
**D	MSCI EAFE PROV SCREENED INDEX NON - LENDING COMMON TR FUND		106.303	106.303
**D	GLOBAL ADVANTAGE FUNDS - MAJOR MARKETS TEILFONDS		140.000	140.000
**D	AXA WORLD FUND		978	978
**D	UNIVERSAL SHIFOWNERS MARINE INS ASS LTD EQUITY CLASS 3		388.459	388.459
**D	GOLDMAN SACHS FUNDS		1.927	1.927
**D	EMERSON FUND		20.867	20.867
**D	SELECT INDEX SERIES		1.005	1.005
**D	SHARES MSCI ACWI EX US INDUSTRIALS SECTOR INDEX FUND		49.542	49.542
**D	SHARES MSCI ACWI INDEX FUND (EX IBT 2765)			




Assemblea Straordinaria del 19 aprile 2011
(2^ Convocazione del 20 aprile 2011)

LISTA ESITO DELLE VOTAZIONE

Oggetto: Aumento del capitale sociale a titolo gratuito

FAVOREVOLI

Badge	Ragione Sociale	Proprio	Delega	Totale
**D	ISHARES S&P EUROPE 350 INDEX FUND (EX IBT 2773)		53.726	53.726
**D	ISHARES MSCI EAFE GROWTH INDEX FUND (EX IBT 2776)		48.393	48.393
**D	ISHARES MSCI EAFE INDEX FUND (EX IBT 2777)		863.660	863.660
**D	ISHARES MSCI EAFE VALUE INDEX FUND (EX IBT 2778)		24.909	24.909
**D	ISHARES S&P GLOBAL INDUSTRIALS SECTOR INDEX FUND		24.630	24.630
**D	ISHARES MSCI EMU INDEX FUND (EX IBT 2865)		70.016	70.016
**D	ISHARES MSCI ITALY INDEX FUND (EX IBT 2869)		163.411	163.411
**D	ISHARES MSCI KOKUSAI INDEX FUND (EX IBT 2769)		8.535	8.535
**D	ISHARES S&P GLOBAL INFRASTRUCTURE INDEX FUND (EX IBT 2768)		853.632	853.632
**D	BLACKROCK INSTITUTIONAL TRUST COMPANY, N.A. INVESTMENT FUNDSFO	1.879.965	1.879.965	1.879.965
**D	CONNECTICUT GENERAL LIFE INSURANCE COMPANY	2.856	2.856	2.856
**D	BLACKROCK CDN MSCI EAFE EQUITY INDEX FUND	56.626	56.626	56.626
**D	BLACKROCK CDN MSCI EAFE INDEX PLUS FUND	16.257	16.257	16.257
**D	RUSSELL DEVELOPED EX-U.S. LARGE CAP INDEX FUND B	2.438	2.438	2.438
**D	MSCI EQUITY INDEX FUND B-ITALY	307.536	307.536	307.536
**D	EURO EX-UK ALPHA TITLS FUND B (EX IBT 90045)	33.232	33.232	33.232
**D	MULTI CURRENCY ALPHA TITLS SOCIAL SCREEN FUND B (EX IBT 90164)	3.566	3.566	3.566
**D	INTERNATIONAL EQUITY INDEX PLUS FUND B (EX IBT 90223)	6.458	6.458	6.458
**D	BGI MSCI EUROPE EQUITY INDEX FUND B	164.375	164.375	164.375
**D	BGI MSCI EMU IMI INDEX FUND B	55.986	55.986	55.986
**D	BP PENSION FUND	36.424	36.424	36.424
**D	MULTI-STYLE, MULTI-MANAGER FUNDS PLC	142.536	142.536	142.536
**D	LAZARD INTERNATIONAL EQUITY FUND	160.313	160.313	160.313
**D	IBM SAVINGS PLAN	74.169	74.169	74.169
**D	GOLDMAN SACHS TRUST COMPANY N A COLLECTIVE TRUST	48.734	48.734	48.734
**D	OREGON PUBLIC EMPLOYEES RETIREMENT SYSTEM	51.992	51.992	51.992
**D	AMERICAN AIRLINES INC., MASTER FIXED BENEFIT PENSION TRUST	423.029	423.029	423.029
**D	PENSION FUND ASSOCIATION FOR LOCAL GOVERNMENT OFFICIALS	175.627	175.627	175.627
**D	STATE OF ALASKA RETIREMENT AND BENEFITS PLANS	12.869	12.869	12.869
**D	TIIA-CREF INTERNATIONAL EQUITY INDEX FUND	366.234	366.234	366.234
**D	THE REGENTS OF THE UNIVERSITY OF CALIFORNIA	63.986	63.986	63.986
**D	VALIC COMPANY I - INTERNATIONAL EQUITIES FUND	198.049	198.049	198.049
**D	METROPOLITAN SERIES FUND MORGAN STANLEY EAFE INDEX PORTFOLIO	9.397	9.397	9.397
**D	STATE OF MINNESOTA	20.651	20.651	20.651
**D	JOHN HANCOCK INSURANCE COMPANY OF VERMONT	55.309	55.309	55.309
**D	SPDR MSCI ACWI EX-US ETF	1.451	1.451	1.451
**D	FISDRA S+P INTERNATIONAL DIVIDEND ETF	20.302	20.302	20.302
**D	SPDR FTSE/MACQUARIE GLOBAL INFRASTRUCTURE 100 ETF	100.439	100.439	100.439
**D	SPDR S&P WORLD (EX-US) ETF	19.301	19.301	19.301
**D	RUSSELL INVESTMENT COMPANY PLC	5.844	5.844	5.844
**D	CONSOLIDATED EDISON RETIREMENT PLAN	211.185	211.185	211.185
**D	MARYLAND STATE RETIREMENT & PENSION SYSTEM	10.041	10.041	10.041
**D		54.130	54.130	54.130



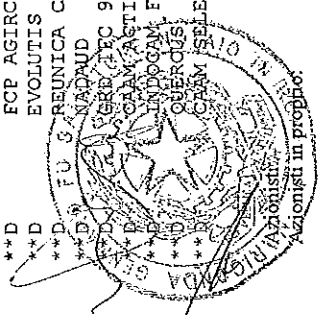
Assemblea Straordinaria del 19 aprile 2011
(2^ Convocazione del 20 aprile 2011)

LISTA ESITO DELLE VOTAZIONE

Oggetto: Aumento del capitale sociale a titolo gratuito

FAVOREVOLI

Badge	Ragione Sociale	Proprio	Delega	Totale
**D	MORGAN STANLEY VARIABLE INV SER, GLB INFRASTRUCTURE PTF	75.268	75.268	75.268
**D	THE UNIVERSAL INSTITUTIONAL FUNDS INC - INT MAGNUM PTF	505	505	505
**D	MORGAN STANLEY GLOBAL INFRASTRUCTURE FUND .	373.076	373.076	373.076
**D	MORGAN STANLEY STRATEGIST FUND	3.975	3.975	3.975
**D	FIRST AMERICAN INVESTMENT FUNDS, INC.-INTERNATIONAL FUND	74.643	74.643	74.643
**D	ILLINOIS STATE BOARD OF INVESTMENT	12.427	12.427	12.427
**D	SSGA INTERNATIONAL EQUITIES INDEX TRUST	4.981	4.981	4.981
**D	SSGA WEALTH WEIGHTED GLOBAL EQUITIES INDEX TRUST	1.220	1.220	1.220
**D	GREYSTONE EAFE QUANTITATIVE FUND	166.902	166.902	166.902
**D	SSGA ITALY INDEX FUND	49.640	49.640	49.640
**D	SSGA MSCI EAFE INDEX FUND	8.825	8.825	8.825
**D	STATE OF CONNECTICUT RETIREMENT PLANS & TRUST FUNDS	14.984	14.984	14.984
**D	SSGA WORLD INDEX EQUITY FUND	28.581	28.581	28.581
**D	SSGA ITALY INDEX EQUITY FUND	136.963	136.963	136.963
**D	SSGA EMU INDEX EQUITY FUND	219.539	219.539	219.539
**D	SSGA INDUSTRIALS INDEX EQUITY FUND	2.680	2.680	2.680
**D	STREETTRACKS MSCI EUROPE ETF	21.262	21.262	21.262
**D	SPDR MSCI EUROPE INDUSTRIALS ETF	3.491	3.491	3.491
**D	SSGA EUROPE INDEX EQUITY FUND	24.429	24.429	24.429
**D	STATE STREET SRI WORLD INDEX	2.544	2.544	2.544
**D	ANDRA AP-FONDEN (AP2)	70.650	70.650	70.650
**D	ULTRA SERIES FUND-INTERNATIONAL STOCK FUND	67.660	67.660	67.660
**D	MEMBERS INTERNATIONAL STOCK FUND	57.920	57.920	57.920
**D	COMMON TRUST ITALY FUND	296.935	296.935	296.935
**D	ISHARES PUBLIC LIMITED COMPANY	405.141	405.141	405.141
**D	ISHARES II PUBLIC LIMITED COMPANY	252.071	252.071	252.071
**D	ISHARES III PUBLIC LIMITED COMPANY	1.682	1.682	1.682
**D	BLACKROCK AM DE FOR ISHARES EURO STOXX (DE)	57.332	57.332	57.332
**D	BLACKROCK AM DE FOR ISHARES STOXX EUROPE MID 200 (DE)	68.452	68.452	68.452
**D	BLACKROCK AM DE FOR ISHARES STOXX EU 600 IND GOODS+SERVICES	32.383	32.383	32.383
**D	BLACKROCK AM DE FOR ISHARES STOXX EUROPE 600 (DE)	75.861	75.861	75.861
**D	SOUTHERN CA UNITED FOOD COMMERCIAL WORKERS UNION FOOD EMPLOYERS	23.315	23.315	23.315
**D	STRUCTURA-ASYMMETRY EUROPE EQUITIES	3.363	3.363	3.363
**D	STRUCTURA - SMART EURO EQUITIES	5.153	5.153	5.153
**D	FCP AGIRC INDO	28.500	28.500	28.500
**D	EVOLUTIS	69.584	69.584	69.584
**D	FU S REUNICA CAAM ACTIONS	12.275	12.275	12.275
**D	FU S REUNICA CAAM ACTIONS	16.181	16.181	16.181
**D	REUNICA CAAM ACTIONS INTERNATIONALES	22.763	22.763	22.763
**D	REUNICA CAAM ACTIONS INTERNATIONALES	101	101	101
**D	REUNICA CAAM ACTIONS INTERNATIONALES	33.592	33.592	33.592
**D	REUNICA CAAM ACTIONS INTERNATIONALES	30.631	30.631	30.631
**D	REUNICA CAAM SELECT EURO	124.997	124.997	124.997



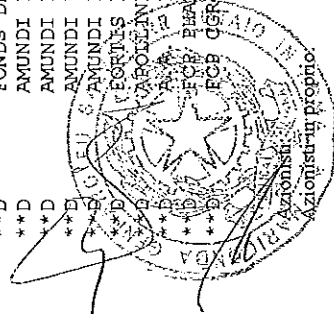

Assemblea Straordinaria del 19 aprile 2011
(2^ Convocazione del 20 aprile 2011)

LISTA ESITO DELLE VOTAZIONE

Oggetto: Aumento del capitale sociale a titolo gratuito

FAVOREVOLI

Badge	Ragione Sociale	Proprio	Delega	Totale
**D	CAAM ACTIONS EURO CA-MF		36.694	36.694
**D	FCP PORTFOLIO ACTIONS EUROPE		61.560	61.560
**D	ACTIF CANTON CREDIT AGRICOLE		4.600.000	4.600.000
**D	CAAM ACTIONS DURABLES		15.000	15.000
**D	FCP VOLPA		18.625	18.625
**D	GRD ACTIONS ZONE EURO		27.047	27.047
**D	GRD 10 - CREDIT AGRICOLE ASSET		166.685	166.685
**D	SICAV 5000		172.848	172.848
**D	CAAM DYNALION EUROPE (CA) - L025		78.155	78.155
**D	EUROSOCIETALE		31.000	31.000
**D	LION FLAMME		28.414	28.414
**D	ATOUT EUROLAND		347.224	347.224
**D	ATOUT EUROPE MONDE		37.043	37.043
**D	ACTIF CANTON LCL		518.000	518.000
**D	ASSURDIX		29.851	29.851
**D	CAAM INDEX EUROPE		12.133	12.133
**D	CAAM MONETAIRE PEA		2.928.000	2.928.000
**D	PEP-ISR	740		740
**D	A.A.-IDEAM-ISR	2.800		2.800
**D	PREDICA ISR EUROPE	6.300		6.300
**D	FCP FDRN SGAM	32.000		32.000
**D	FCP ARRCO LONG TERME D	62.000		62.000
**D	FCP CRN SOGE ACTIONS	33.938		33.938
**D	CARP - INDO	93.000		93.000
**D	FCP RSI EURO P	104.326		104.326
**D	FCP ICARE	6.602		6.602
**D	FCP ERAFP ACTIONS INTERNATIONALES II SSGA	6.908		6.908
**D	FCP ERAFP ACTIONS EUROSI EDEAM	57.750		57.750
**D	FCP VILLIERS DIVERSIFIE SGAM	295.000		295.000
**D	FCP VILLIERS DIVERSIFIE AMUNDI	215.735		215.735
**D	FCP ERAFP ACTIONS EUROS4 BTF P	140.000		140.000
**D	FCP ERAFP ACTIONS EUROS3 BNP PAM	463.642		463.642
**D	FCP VILLIERS CROISSANCE	91.389		91.389
**D	FONDS DE RESERVE POUR LES RETRAITES	426.275		426.275
**D	AMUNDI FUNDS GEMS EUROPE ACCOUNT	5.574		5.574
**D	AMUNDI FUNDS INDEX EURO ACCOUNT	22.747		22.747
**D	AMUNDI FUNDS INDEX EUROPE ACCOUNT	21.155		21.155
**D	AMUNDI FUNDS SELECT EURO	17.983		17.983
**D	AMUNDI FUNDS INVESTMENT MANAGEMENT	16.715		16.715
**D	EUROSOCIETALE 6 ACTIONS	195.248		195.248
**D	CAAM BNP PAM - ISR	18.615		18.615
**D	FCP PHARMA PARRANCE	111.111		111.111
**D	FCB GORCE ACTION EUROPE 3	47.682		47.682




Assemblea Straordinaria del 19 aprile 2011
(2^ Convocazione del 20 aprile 2011)

LISTA ESITO DELLE VOTAZIONE

Oggetto: Aumento del capitale sociale a titolo gratuito

FAVOREVOLI

Badge	Ragione Sociale	Proprio	Delega	Totale
**D	FCP BOURBON 3		30.209	30.209
**D	BOURBON 4		24.599	24.599
**D	UNIVERS CNP 1		63.099	63.099
**D	NATIXIS EUROPE AVENIR		32.000	32.000
**D	FC CARPIMKO		59.130	59.130
**D	CROISSANCE DIVERSIFIE		1.512	1.512
**D	CONCORDE 96		23.475	23.475
**D	ECUREUIL EQUILIBRE		85.710	85.710
**D	ECUREUIL VITALITE		8.701	8.701
**D	CAREPMKO INTERNATIONAL		67.570	67.570
**D	MONTPARNASSE LONG TERME		10.960	10.960
**D	FCP ECUREUIL TONIQUE		1.518	1.518
**D	IXIS FLAMME		39.440	39.440
**D	FCP NATIXIS IONIS		1.496	1.496
**D	I CROISSANCE		22.948	22.948
**D	CMD AGIRC IXIS D		17.480	17.480
**D	CDC AD-EUROPE		58.212	58.212
**D	OACET		6.060	6.060
**D	BOURBON 5		25.047	25.047
**D	IXIS EURO ACTIONS		407.840	407.840
**D	ECUREUIL DYNAMIQUE +		769.350	769.350
**D	ECUREUIL ENERGIE		236.818	236.818
**D	FCP HORIZON		2.807	2.807
**D	ECA DIVERSIFIE		20.780	20.780
**D	LE LIVRET PORTEFEUILLE SICAV		18.665	18.665
**D	SEI CNP ASSUR		10.740	10.740
**D	CNP ASSUR PIERRE		12.952	12.952
**D	CNP ASSUR VALEURS		20.874	20.874
**D	SICAV NATIXIS ACTIONS EUROPE HORS FRANCE		23.207	23.207
**D	AGIRC BD		29.706	29.706
**D	FCP ABP PERP		22.906	22.906
**D	FCP FONCIER INVESTISSEMENT		77.000	77.000
**D	AREGE 2IC		20.638	20.638
**D	FCP RSRC DIVERSIFIE		53.896	53.896
**D	CARBP DIVERSIFIE		31.023	31.023
**D	MONNET		7.536	7.536
**D	FCP RL PREVOYANCE		23.686	23.686
**D	ABP CROISSANCE RENDEMENT		160.000	160.000
**D	FRUCTIFONDS VALEURS EUROPEENNES		51.043	51.043
**D	FRUCTIFONDS EUROPE CYCLIQUES		16.000	16.000
**D	PREPAR CROISSANCE		27.995	27.995
**D	FCP NATIXIS ACTIONS EUROPEENNES		134.720	134.720
**D	IMPACT ISR CROISSANCE		7.890	7.890



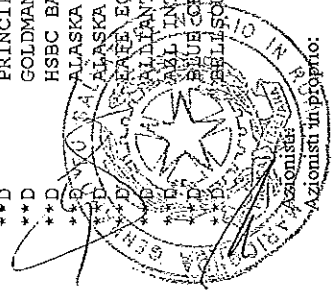
Assemblea Straordinaria del 19 aprile 2011
(2^ Convocazione del 20 aprile 2011)

LISTA ESITO DELLE VOTAZIONE

Oggetto: Aumento del capitale sociale a titolo gratuito

FAVOREVOLI

Badge	Ragione Sociale	Proprio	Delega	Totale
**D	ECEP FODIV	3.443	3.443	3.443
**D	IMPACT ISR RENDEMENT SOLIDAIRE	6.868	6.868	6.868
**D	ECPE IMPACT ISR PERFORMANCE	16.679	16.679	16.679
**D	IMPACT ISR DYNAMIQUE	3.689	3.689	3.689
**D	IMPACT ISR EQUILIBRE	38.834	38.834	38.834
**D	VICTORIAN SUPERANNUATION FUND	28.363	28.363	28.363
**D	AVIVA UKGI INVESTMENTS LIMITED	9.818	9.818	9.818
**D	RAILWAYS PENSION TRUSTEE COMPANY LTD	471.777	471.777	471.777
**D	PRINCIPAL FUNDS INC- INTERNATIONAL	7.501	7.501	7.501
**D	PRINCIPAL VARIABLE CONTRACTS FUND	228	228	228
**D	UNISUPER	16.066	16.066	16.066
**D	CONSTRUCTION AND BUILDING UNIONS	11.153	11.153	11.153
**D	AK STEEL CORPORATION MASTER PENSION TRUST	1.674	1.674	1.674
**D	THE PRUDENTIAL SERIES FUND INC-FLEXIBLE MANAGED PORTFOLIO	540	540	540
**D	THE PRUDENTIAL SERIES FUND INC	677	677	677
**D	THE PRUDENTIAL INVESTMENT PORTFOLIOS INC	387	387	387
**D	WISDOMTREE DEFA FUND	29.230	29.230	29.230
**D	WISDOMTREE DEFA EQUITY INCOME FUND	16.745	16.745	16.745
**D	WISDOMTREE GLOBAL EQUITY INCOME FUND	4.269	4.269	4.269
**D	WISDOMTREE INTERNATIONAL DIVIDEND	69.348	69.348	69.348
**D	CF MACQUARIE GLOBAL INFRASTRUCTURE SECURITIES FUND	174.086	174.086	174.086
**D	PS FTSE RAFI DEVEL MAR EXUS PORT	6.677	6.677	6.677
**D	STANDARD LIFE INVESTMENTS GLOBAL SICAV	28.687	28.687	28.687
**D	MLC LIMITED	2.472	2.472	2.472
**D	POWERSHARES GLOBAL FUNDS IRELAND PUBLIC LIMITED COMPANY	4.317	4.317	4.317
**D	ING WISDOMTREE GLOBAL HIGH-YIELDING EQUITY INDEX PORTFOLIO	12.442	12.442	12.442
**D	ING INTERNATIONAL INDEX PORTFOLIO	10.300	10.300	10.300
**D	BOA PERAMETRIC	1.221	1.221	1.221
**D	PRINCIPAL FUNDS INC INTERNATIONAL VALUE FUND 1	4.300	4.300	4.300
**D	CLAYMORE SP GLOBAL DIV OPP INDEX ETF	12.673	12.673	12.673
**D	WISDOMTREE INTERNATIONAL HEDGEDEQUITY FUND	1.534	1.534	1.534
**D	ALLSTATE INSURANCE COMPANY	43.961	43.961	43.961
**D	VIRTUS GLOBAL INFRASTRUCTURE FUND	89.640	89.640	89.640
**D	PRINCIPAL FUNDS INC.-INTERNATIONAL EQUITY INDEX FUND	11.861	11.861	11.861
**D	GOLDMAN SACHS INSTITUTIONAL FUNDS PLC	12.353	12.353	12.353
**D	HSBC BANK (CAYMAN) LIMITED	8.156	8.156	8.156
**D	ALASKA PERMANENT FUND CORPORATION	394.908	394.908	394.908
**D	ALASKA PERMANENT FUND CORPORATION	53.591	53.591	53.591
**D	ALASKA PERMANENT FUND CORPORATION	4.332	4.332	4.332
**D	ALASKA PERMANENT FUND CORPORATION	6.482	6.482	6.482
**D	ALASKA PERMANENT FUND CORPORATION	9.918	9.918	9.918
**D	ALASKA PERMANENT FUND CORPORATION	17.839	17.839	17.839
**D	ALASKA PERMANENT FUND CORPORATION	1.225	1.225	1.225



Assemblea Straordinaria del 19 aprile 2011
(2^ Convocazione del 20 aprile 2011)

LISTA ESITO DELLE VOTAZIONE

Oggetto: Aumento del capitale sociale a titolo gratuito

FAVOREVOLI

Badge	Ragione Sociale	Proprio	Delega	Totale
**D	BELLSOUTH CORPORATION REA VEBBA TRUST		6.623	6.623
**D	CALIFORNIA STATE AUTOMOBILE ASSOCIATION-INSURANCE BUREAU		59.348	59.348
**D	CHILDRENS HOSPITAL LOS ANGELES.		11.945	11.945
**D	THE CANADA LIFE ASSURANCE COMPANY		2.918	2.918
**D	CF INTERNATIONAL STOCK INDEX FUND		16.314	16.314
**D	BNY MELLON EB COLLECTIVE INVESTMENT FUND PLAN		35.751	35.751
**D	ADVANTAGE FUNDS INC - GLOBAL ALPHA FUND	443		443
**D	DREYFUS INDEX FUNDS INC DREYFUS INTERNATIONAL STC	15.086		15.086
**D	DT INTERNATIONAL STOCK INDEX FUND	29.582		29.582
**D	COUNTY EMPLOYEES ANNUITY AND BENEFIT	5.592		5.592
**D	EATON VANCE CORPORATION	244		244
**D	BMO GLOBAL INFRASTRUCTURE FUND	267.840		267.840
**D	FIDELITY CONCORD STREET TRUST: SPARTAN INTERNATIONAL INDEX FD	244.115		244.115
**D	MARSHFIELD CLINIC MASTER TRUST.	60.000		60.000
**D	FIRE AND POLICE PENSION ASSOCIATION OF COLOR	5.251		5.251
**D	FIRE AND POLICE PENSION ASSN OFCOLORADO	7.572		7.572
**D	FLORIDA RETIREMENT SYSTEM .	257.463		257.463
**D	THE GREAT-WEST LIFE ASSURANCE COMPANY	3.109		3.109
**D	INVESTORS GLOBAL INFRASTRUCTURECLASS	24.500		24.500
**D	DELAWARE MACQUARIE GLOBAL INFRASTRUCTURE FUND	32.329		32.329
**D	LONDON LIFE INSURANCE COMPANY .	9.206		9.206
**D	LUCENT TECHNOLOGIES INC. MASTERPENSION TRUST	6.871		6.871
**D	LVIF SSGA INTERNATIONAL INDEX FUND	11.273		11.273
**D	LOUISIANA STATE EMPLOYEES' RETIREMENT SYSTEM	1.470		1.470
**D	TEACHERS' RETIREMENT SYSTEM OF LOUISIANA	2.108		2.108
**D	MELLON BANK NA EMPLOYEE BENEFITCOLLECTIVE INVESTMENT	159.163		159.163
**D	CERVURITE INTERNATIONAL LLC .	3.355		3.355
**D	MUNICIPAL FIRE AND POLICE RETIREMENT SYSTEM OF	1.735		1.735
**D	EMPLOYEE RETIREMENT INCOME PLANTRUST OF 3M COM	2.742		2.742
**D	MARANIC II LLC .	581		581
**D	MANVILLE PERSONAL INJURY SETTLEMENT TRUST	2.614		2.614
**D	MERCY INVESTMENT SERVICES	4.823		4.823
**D	PUBLIC EMPLOYEES RETIREMENT SYSTEM OF MISSISSIPPI	21.403		21.403
**D	INVESCO FUNDS CAT 2 SPERRKONTO	150.525		150.525
**D	TREASURER OF THE STATE OF NORTHCAROLINA-EQUITY INVESTMENT FUND POOLED	43.189		43.189
**D	METROPOLITAN EMPLOYEE BENEFIT SYSTEM	54.145		54.145
**D	ROGERSCASEY TARGET SOLUTIONS LLC.	9.048		9.048
**D	THE PENSION PLAN FOR EMPLOYEES OF MARINE ATLANTIC INC.	48.370		48.370
**D	THE XSTRATA CANADA PENSION FUNDS TRST FOREIGN EQUITY FDTY FD	54.462		54.462
**D	MINNESOTA MONTICELLO MINNESOTA RETAILQUALIFIED TRUST	1.744		1.744
**D	MINNESOTA PRAIRIE I RETAIL QUALIFIED TRUST	1.088		1.088
**D	NSP MINNESOTA RETAIL PRAIRIE I QUALIFIED TRUST	1.160		1.160
**D	MINNESOTA RETAIL PRAIRIE I QUALIFIED TRUST	77.407		77.407





Assemblea Straordinaria del 19 aprile 2011
(2^ Convocazione del 20 aprile 2011)

LISTA ESITO DELLE VOTAZIONE

Oggetto: Aumento del capitale sociale a titolo gratuito

FAVOREVOLI

Badge	Ragione Sociale	Proprio	Delega	Totale
**D	NEW YORK STATE DEFERRED COMPENSATION PLAN	3.048	3.048	3.048
**D	HYDRO ONE PENSION PLAN	13.654	13.654	13.654
**D	OLEARY GLOBAL INFRASTRUCTURE YIELD FUD	50.372	50.372	50.372
**D	PUBLIC EMPLOYEES RETIREMENT SYSTEM OF NEVADA	44.200	44.200	44.200
**D	OPEC FUND FOR INTERNATIONAL DEVELOPMENT	593	593	593
**D	PACIFIC GAS AND ELECTRIC QUALIFIED CPUC DECOMMISSIONING TRUST	10.048	10.048	10.048
**D	PANAGORA GROUP TRUST	963	963	963
**D	PG&E POSTRET. MEDICAL PLAN TR.MGMT & NONBARGAINING	1.426	1.426	1.426
**D	UPMC BASIC RETIREMENT PLAN MASTER TRUST	5.408	5.408	5.408
**D	PENSION RESERVES INVESTMENT TRUST FUND	90.196	90.196	90.196
**D	PUBLIC EMPLOYEE RETIREMENT SYSTEM OF IDAHO	16.610	16.610	16.610
**D	ARIZONA PSRS TRUST	14.015	14.015	14.015
**D	QUEEN'S UNIVERSITY AT KINGSTON	100	100	100
**D	RENATISSANCE GLOBAL INFRASTRUCTURE FUND	218.799	218.799	218.799
**D	AT&T UNION WELFARE BENEFIT TRUST	43.060	43.060	43.060
**D	SEMPRA ENERGY PENSION MASTER TRUST	10.549	10.549	10.549
**D	SAN DIEGO GAS AND ELEC CO NUCLEAR FACILITIES QUAL DEC	5.468	5.468	5.468
**D	TD EMERALD INTERNATIONAL EQUITYINDEX FUND	42.097	42.097	42.097
**D	TD INTERNATIONAL INDEX FUND	5.537	5.537	5.537
**D	TD EUROPEAN INDEX FUND	1.384	1.384	1.384
**D	TEXAS EDUCATION AGENCY	77.504	77.504	77.504
**D	IMPERIAL INTERNATIONAL EQUITY POOL	11.654	11.654	11.654
**D	TREASURER STATE OF MISSISSIPPI.	18.685	18.685	18.685
**D	TEXTRON INC.	103.675	103.675	103.675
**D	UNIVERSITY OF PITTSBURGH MEDICAL CENTER SYSTE	16.175	16.175	16.175
**D	QWEST PENSION TRUST	12.176	12.176	12.176
**D	UNITED TECHNOLOGIES CORP. MASTER RETIREMENT TR	55.952	55.952	55.952
**D	VIRGINIA RETIREMENT SYSTEM	67.252	67.252	67.252
**D	THE BOSTON COMMON INTNL SOCIAL INDEX FUND, LLC	3.025	3.025	3.025
**D	FOREST FOUNDATION	74	74	74
**D	SEQUOIA FOUNDATION	64	64	64
**D	STEWARDSHIP FOUNDATION	175	175	175
**D	WBW TRUST NUMBER ONE	303	303	303
**D	1975 IRREVOCABLE TRUST OF CD WEYERHAUSER	582	582	582
**D	1973 IRREVOCABLE TRUST OF CD WEYERHAUSER	193	193	193
**D	CIBC INTERNATIONAL INDEX FUND	4.456	4.456	4.456
**D	CIBC EUROPEAN INDEX FUND	2.242	2.242	2.242
**D	CIBC POOLED INTERNATIONAL EQUITY INDEX FUND	2.475	2.475	2.475
**D	ENDOWMENT FUND OF UNITED NATIONS UNIVERSITY	37.500	37.500	37.500
**D	INTERNATIONAL BANK FOR RECONSTRUCTION AND DEVELOPMENT	6.975	6.975	6.975
**D	STRENGTHING PENSIOENFONDS VAN DE ABN AMBRO BANK N.V.	25.000	25.000	25.000
**D	STRENGTHING NEDLLOYD PENSIOENFONDS	26.074	26.074	26.074
**D	STRENGTHING PENSIOENFONDS HORECA & CATERING	22.109	22.109	22.109





Assemblea Straordinaria del 19 aprile 2011
(2^ Convocazione del 20 aprile 2011)

LISTA ESITO DELLE VOTAZIONE

Oggetto: Aumento del capitale sociale a titolo gratuito

FAVOREVOLI

Badge	Ragione Sociale	Proprio	Delega	Totale
**D	STICHTING BEDRIJFSTAKPENSIOENFONDS VOOR DE MEDIA FNO		32.400	32.400
**D	STICHTING DEPOSITARY APG DEVELOPED MARKETS EQUITY POOL		1.189.120	1.189.120
**D	DERBYSHIRE COUNTY COUNCIL SUPERANNUATION FUND		39.241	39.241
**D	LAFARGE UK PENSION PLAN		140.089	140.089
**D	NATIONAL PENSIONS RESERVE FUND COMMISSION		298.221	298.221
**D	NATIONAL PENSIONS RESERVE FUND COMMISSION		233.731	233.731
**D	ESB GENERAL EMPLOYEES SUPERANNUATION SCHEME		227.297	227.297
**D	SOMERSET COUNTY COUNCIL PENSION FUND		22.381	22.381
**D	STICHTING BEWAARNEMING APG-IS2		3.960	3.960
**D	MULTILATERAL INVESTMENT GUARANTEE AGENCY		625	625
**D	STICHTING RABOBANK PENSIOENFONDS		9.693	9.693
**D	PETTELAAR EFFECTENBEWAARBEDRIJVEN.V.		17.500	17.500
**D	SRLEV NV INZ. AAND. POOL INT. MNDT SNS ASSET MNG		73.500	73.500
**D	STG PFDSV/D GRAFISCHE		22.289	22.289
**D	KAS TRUST BEWAARDER		79.590	79.590
**D	STICHTING PENSIOENFONDS VOOR DE VERMOGENSPARAFIJU BEHEER		70.000	70.000
**D	PETTELAAR EFFECTENBEW INZ SNSRESP IND FND		30.852	30.852
**D	AMITY EUROPEAN FUND		42.000	42.000
**D	ING GLOBAL EQUITY DIVIDEND AND PREMIUM OPPORTUNITY FUND		761.853	761.853
**D	QUEENSLAND INVESTMENT CORPORATION		26.043	26.043
**D	INVESCO FUNDS		443.953	443.953
**D	ING INTERNATIONAL HIGH DIVIDEND		20.268	20.268
**D	PICTET NON-US EQUITY OFFSHORE MAST		96.096	96.096
**D	NON US EQUITY MANAGERS PORTFOLIO 5 OFFSHORE MASTER LP		45.992	45.992
**D	BANK OF AMERICA TESE OMNIBUS		165	165
**D	INVESCO PERPETUAL EUROPEAN EQUITY INCOMETRUST		122.355	122.355
**D	INVESCO PERPETUAL EUROPEAN HIGH INCOME FUND		8.209	8.209
**D	INVESCO PERPETUAL EUROPEAN EQUITY FD		2.256.328	2.256.328
**D	JANA PASSIVE GLOBAL SHARE TRUST		13.997	13.997
**D	INVESCO FUNDS SERIES		106.050	106.050
**D	STATE PUBLIC SECTOR SUPERANNUATION SCHEME		50.802	50.802
**D	TELSTRA SUPERANNUATION SCHEME		73.803	73.803
**D	BERTANI PIER GIORGIO			
2102	AMADIO VITTORIO	1.000		1.000
2225	D'ATRI MARIANNA	5		5
2255	D&C GOVERNANCE S.R.L.			
DE*	INVESTIMENTI SUD ITALIA S.R.L.			
DE*	FUS*			
232*	AYERARDI GIOVANNI			
DE*	ALLEANZA TORO SPA			
DE*	ASSICURAZIONI GENERALI S.P.A.			
DE*	GRNTELLIFE SPA			
50*	MINICATO NICOLETTA			
DE*	FONDAZIONE CASSA DI RISPARMIO			



Assemblea Straordinaria del 19 aprile 2011
(2^ Convocazione del 20 aprile 2011)

LISTA ESITO DELLE VOTAZIONE

Oggetto: Aumento del capitale sociale a titolo gratuito

FAVOREVOLI


Badge	Ragione Sociale	Proprio	Delega	Totale
811	VALLE MARCO		370.000	370.000
DE*	ALLIANZ GLOBAL INVESTOR ITALIA SGR SPA ALLIANZ AZIONI ITALIA			
864	CUSMAI MAURO			
DE*	SCHEMAVENTOTTO S.P.A.	199.799.318		199.799.318
DE*	SINTONIA SA	53.814.527		53.814.527
982	PIEDINI LUCIANO			
DE*	GIGLIO SERVIZI AMBIENTALI E BONIFICHE SRL	1.000		1.000
Totale voti				
		412.625.896		
Percentuale votanti %		99,999303		
Percentuale Capitale %		68,736942		




Azionisti: 860 Teste: 15
 Azionisti in proprio: 8 Azionisti in delega: 852

Pagina 24

Assemblea Straordinaria del 19 aprile 2011
(2^ Convocazione del 20 aprile 2011)



ESITO VOTAZIONE

Oggetto : Mod. artt. 12,14,16,20,27,28,32 Ss Inser. art 34

Hanno partecipato alla votazione:

-n° 862 azionisti,

portatori di n° 412.628.774 azioni ordinarie, tutte ammesse al voto.

Hanno votato:

		8 su Azioni Ordinarie
Favorevoli	411.723.007	99,780489
Contrari	544.064	0,131853
Astenuti	361.703	0,087658
Non Votanti	0	0,000000
Totale	412.628.774	100,000000

N° azioni necessarie per l'approvazione: 275.085.850 pari al 66,666667% delle azioni rappresentate.



Assemblea Straordinaria del 19 aprile 2011
(2^ Convocazione del 20 aprile 2011)


LISTA ESITO DELLE VOTAZIONE

Oggetto: Mod. artt. 12,14,16,20,27,28,32 Ss Inscr. art 34

CONTRARI

Badge	Ragione Sociale	Proprio	Delega	Totale
2092	DE COSMO LEONARDO		23.987	23.987
**D	PICJET & CIE/NON RES EXEMPT GCT		5.585	5.585
**D	FDT ETHOS		78.749	78.749
**D	WEST MIDLANDS METROPOLITAN AUTHORITI		36.750	36.750
**D	WEST YORKSHIRE PENSION FUND		1.100	1.100
**D	PF (LUX) EUR. SUSTAINABLE EQ PO L		66.126	66.126
**D	TRIODOS SICAV I		153.320	153.320
**D	CALIFORNIA STATE TEACHERS RETIREMENT SYSTEM		140.000	140.000
**D	FCP ERAFP ACTIONS EUROS4 BTF P		16.066	16.066
**D	UNISUPER		22.381	22.381
**D	SOMERSET COUNTY COUNCIL PENSIONFUND			

Totale voti 544.064
Percentuale votanti % 0,131853
Percentuale Capitale % 0,090632



Assemblea Straordinaria del 19 aprile 2011
(2^ Convocazione del 20 aprile 2011)

LISTA ESITO DELLE VOTAZIONE

Oggetto: Mod. artt. 12,14,16,20,27,28,32 Ss Inser. art 34

ASTENUTI

Badge	Ragione Sociale	Proprio	Delega	Totale
2092	DE COSMO LEONARDO			
**D	UNITED FOOD WORKERS UNION INDUSTRY		561	561
**D	IAM NATIONAL PENSION FUND		320.765	320.765
**D	CITY OF PHILADELPHIA PUBLIC EMPLOYEES RETIREMENT SYSTEM		2.877	2.877
**D	ENDORMENT FUND OF UNITED NATIONS UNIVERSITY		37.500	37.500
Totale voti				
				361.703
Percentuale votanti %				
				0,087658
Percentuale Capitale %				
				0,060254





Assemblea Straordinaria del 19 aprile 2011
(2^ Convocazione del 20 aprile 2011)

LISTA ESITO DELLE VOTAZIONE

Oggetto: Mod. artt. 12,14,16,20,27,28,32 Ss Inser. art 34

NON VOTANTI

Badge	Ragione Sociale	Proprio	Delega	Totale
Totale voti	0			
Percentuale votanti %	0,000000			
Percentuale Capitale %	0,000000			



Assemblea Straordinaria del 19 aprile 2011
(2^ Convocazione del 20 aprile 2011)

LISTA ESITO DELLE VOTAZIONE

Objetto: Mod. artt. 12,14,16,20,27,28,32 Ss Inscr. art 34

FAVOREVOLI

Badge	Ragione Sociale	Proprio	Delega	Totale
1138	VITANGELI GIORGIO	5		5
1159	ACCIARO GIUSEPPE	3		3
1388	RODINO` WALTER	2		2
1628	REALE DAVIDE GIORGIO	11		11
1639	FINORI ROBERTO	2.415		2.415
1999	CAMERINI BRUNO	3.706		3.706
2092	DE COSMO LEONARDO			
**D	DANSKE BANK A/S CLIENTS NET INVESTORS		26.682	26.682
**D	SCUDDER VARIABLE SERIES II - SCUDDER INTERNATIOL SELECT PORTFOLIO		5.502	5.502
**D	SCHWAB INTERNATIONAL INDEX FUND		46.907	46.907
**D	VANGUARD EUROPEAN STOCK INDEX FUND		324.564	324.564
**D	VANGUARD TAX-MANAGED INTERNATIONAL FUND		179.204	179.204
**D	MORGAN GRENFELL INTERNATIONAL SELECT EQUITY FUND		8.831	8.831
**D	SEI INST INVEST TRUST WORLD EQ EX-US FUND		30.211	30.211
**D	MATB/NTBJ/NISSAY/PANAGORA GLOBAL EQUITY PASSIVE FUND		4.200	4.200
**D	BBH/MTBJ/NISSAY/PANAGORA FORGN EQ INDEX MOTHER END		534	534
**D	BBH/THE MT BOJ LTD RE:GLB EQUITIES INDX MOTHER ED		10.371	10.371
**D	VANGUARD INTERNATIONAL VALUE FUND		1.471.680	1.471.680
**D	FIDELITY FUNDS SICAV		1.318.570	1.318.570
**D	ING DIRECT		4.218	4.218
**D	OFI INSTITUTIONAL INTERNATIONAL INDEX FU		1.914	1.914
**D	3 TO 1 DIVERSIFIED EQUITY FUND		8.991	8.991
**D	SEI INST INV TRUST SCREENED WORL		393	393
**D	VANGUARD TOTAL WORLD STOCK INDEX FUND		18.840	18.840
**D	SDA INTERNATIONAL EQUITY INDEX FUND		5.049	5.049
**D	VANGUARD DEVELOP MARKET INDEX FUND		299.947	299.947
**D	VANGUARD FTSE ALL-WORLD EX US INDEX FUND		339.319	339.319
**D	PYRAMIS GLOBAL EX US INDEX FUND LP		5.092	5.092
**D	SCHWAB FUNDAMENTAL INTER LARGE COMP IN FUND		9.622	9.622
**D	ECPE GPE FORD FR.BNP DIV ND		6.789	6.789
**D	ECPE LIMACTIF		4.674	4.674
**D	ECPE KONE INVESTISSEMENT		8.109	8.109
**D	ECPE BMS ACTIONS		8.074	8.074
**D	ECPE DIVERSIMONDE		6.060	6.060
**D	FCP BNP ACTIONS PEA EURO		66.634	66.634
**D	FCP BNP ACTION EUROPE		4.222	4.222
**D	FCP NEP GALILEE		23.956	23.956
**D	FCP FUND EUROPE		37.444	37.444
**D	FCP NEBILLY ACTIONS		10.784	10.784
**D	GRCEFINVFP AM		31.866	31.866
**D	MAIF INVEST IRESPO EUROPE		41.968	41.968
**D	MAIF INVEST PERFORMANCE I		4.468	4.468
**D	FCPE BNP PBA5 GEST PRUDENT		5.789	5.789



Assemblea Straordinaria del 19 aprile 2011
(2^ Convocazione del 20 aprile 2011)

LISTA ESITO DELLE VOTAZIONE

Oggetto: Mod. artt. 12,14,16,20,27,28,32 Ss Inscr. art 34

FAVOREVOLI

Badge	Ragione Sociale	Proprio	Delega	Totale
**D	INVECO ACTIONS EUROPE	304.318	304.318	304.318
**D	FCP BNPPBAS GEST EQUILIBRE	15.386	15.386	15.386
**D	BNP PBAS GEST DYNAMIQUE	9.429	9.429	9.429
**D	EASY ETF DJ EURO STOXX	5.466	5.466	5.466
**D	FCPE SAUR EPARGNE	18.039	18.039	18.039
**D	FCPE FDS DIVERSIF.TEL 1	4.511	4.511	4.511
**D	FCP MISTRAL	7.628	7.628	7.628
**D	FCP NF COLLINES IN	202.459	202.459	202.459
**D	FCPE MULTIPAR EQ. SOC. RES	19.252	19.252	19.252
**D	FCPE MULTIPAR ACTS SR	53.469	53.469	53.469
**D	MULTIPAR SOLIDAIRE DYNA SR	33.341	33.341	33.341
**D	FCP AIR FRANCE IFC2	9.079	9.079	9.079
**D	FCP BNP ETHEIS	231.479	231.479	231.479
**D	FCP FORTIS ETOILE FCR	21.260	21.260	21.260
**D	FCP REUNICA FORTIS	60.559	60.559	60.559
**D	ASSOCIATION VALENTIN HAUY POUR LE BIEN D	6.611	6.611	6.611
**D	FCP BNPP ACT EURO ALPHA	805.331	805.331	805.331
**D	FCPE MASTERFOODS	15.126	15.126	15.126
**D	AGIFI MONDE DURABLE	68.417	68.417	68.417
**D	FCP AXA EUROPE DU SUD	23.993	23.993	23.993
**D	HENDERSON EUROPEAN ENHANCED EQUITY FUND	52.306	52.306	52.306
**D	PARVEST	263.582	263.582	263.582
**D	EASYETF NMX30 INFRASTRUCTURE GLOBAL FCP	36.168	36.168	36.168
**D	PARWORLD	16.273	16.273	16.273
**D	CSA L EQUITY EURO NEW	420	420	420
**D	CSA L EQUITY WORLD	881	881	881
**D	CSA L EUROPEAN LARGE CAPS	20.077	20.077	20.077
**D	CSA L EQUITY SRI EUROPE	107	107	107
**D	CSA L GLOBAL QUANT EQUITY POOL	71	71	71
**D	BNP PARIBAS L I	7.154	7.154	7.154
**D	CSA B EQUITY EURO	10.366	10.366	10.366
**D	CSA B EUROPEAN LARGE CAP	12.427	12.427	12.427
**D	CSA B PENSION EQ EMU L.C.D.	7.987	7.987	7.987
**D	BNP PARIBAS INSTITUTIONAL I	320	320	320
**D	HOUR GLASS INDEXED INT SHARED SECT TRUST	13.494	13.494	13.494
**D	AMP CAPITAL CORE LSTD INFRASTRUCTURE FD	5.143	5.143	5.143
**D	OPTIMIX WHOLESAL GLOBAL SHARE TRUST	56.756	56.756	56.756
**D	ENHANCED INDEX INTERNATIONAL SHARE FUND	963	963	963
**D	ESOTRACIE/DTA15(DIV)12.58(INT)	43.047	43.047	43.047
**D	ESOTRACIE & CIE (EUROPE) SAPICTET & CIE (EUROPE) SA PIC	9.828	9.828	9.828
**D	HELIXBA INVEST KAPITALANLAGENG ESELLSCHAFT MBH	9.034	9.034	9.034
**D	CHICAGO TRANSIT AUTHORITY RETIREE HEALTH	100	100	100
**D		19.810 *	19.810 *	19.810 *



Assemblea Straordinaria del 19 aprile 2011
(2^ Convocazione del 20 aprile 2011)

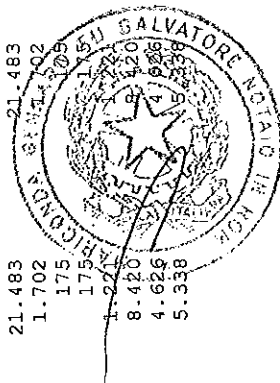
LISTA ESITO DELLE VOTAZIONE

Oggetto: Mod. artt. 12,14,16,20,27,28,32 Ss Inser. art 34

FAVOREVOLI

Badge	Ragione Sociale	Proprio	Delega	Totale
**D	CLEARWATER INTERNATIONAL FUND		4.618	4.618
**D	FORD MOTOR COMPANY DEFINED BENEFIT		33.139	33.139
**D	JAGUAR PENSION PLAN		3.552	3.552
**D	NORTHERN INTL EQUITY INDEX FUND		43.989	43.989
**D	NT GLOBAL INVESTMENT COLL FUNDS		280.103	280.103
**D	NTGI-QM COMMON DAILY ALL COUNTRY WORLD E		4.914	4.914
**D	1982 SMITH TRUST		1.948	1.948
**D	THE HENRY SMITH CHARITY		9.011	9.011
**D	TRINITY COLLEGE		1.483	1.483
**D	WHEELS COMMON INVESTMENT FUND		11.747	11.747
**D	THE MASTER TRUST BANK OF JAPAN		1.935	1.935
**D	HARVEY HUBBELL INC MSTR PENS TRUST		1.397	1.397
**D	A I DUPONT TESTAMENTARY TRUST		10.800	10.800
**D	FORD MOTOR COMPANY DEFINED BENEFIT		6.244	6.244
**D	LEGAL&GENERAL EUROPEAN INDEX TRUST		239.032	239.032
**D	RBS LEGAL E GENERAL INTL INDEX TRUST		5.480	5.480
**D	NORTHERN GLOBAL SUSTAINABILITY INDEX FUN		2.607	2.607
**D	NATIONAL RAILROAD INVESTMENT TRUST		62.382	62.382
**D	NATIONAL RAILROAD RET INVESTMENT TRUST PUBL FUND		168.885	168.885
**D	NEW ZEALAND SUPERANNUATION FUND		10.375	10.375
**D	STICHTING PENSIOENFONDS VAN DE METALEKTR		7.717	7.717
**D	UNITED NATIONS RELIEF AND WORKS FOR PALESTINIAN REFUGEES IN THE NEAR EAST		1.374	1.374
**D	NORTHERN INSTIT FUNDS INT INDEX PF		4.961	4.961
**D	MUNICIPAL EMP ANNUITY E BEN ED CHICA		4.802	4.802
**D	ICL COMMON INVESTMENT FUND		162.981	162.981
**D	ANDREW W. MELLON FOUNDATION		810	810
**D	PUBLIC SCHOOL TEACHERS PNS & RET.FND		293.331	293.331
**D	QM COMMON DAILY WORLD INDEX FUND		10.998	10.998
**D	UNILEVER PENSION FUND		617.339	617.339
**D	STICHTING BEDRIJFSPENSIOENFONDS VOOR		19.733	19.733
**D	ES PARAMETRIC PARTNERS		2.965	2.965
**D	INTERNATIONAL EQUITY PARTNERS		2.266	2.266
**D	HK MONETARY AUTHORITY		189.475	189.475
**D	HONG KONG SPECIAL ADMIN EXCHANGE FD		38.808	38.808
**D	INTERNATIONAL EQUITY FUND		4.648	4.648
**D	MOO HAY TONG INVESTMENT LTD		21.483	21.483
**D	FOURTH AVENUE INVESTMENT COMPANY		1.702	1.702
**D	SENTINEL INTERNATIONAL TRUST		175.109	175.109
**D	SENTINEL INTERNATIONAL FUND		175.109	175.109
**D	SILVER GROWTH FUND, LP		1.021	1.021
**D	PERMANENT PARTNERSHIP		8.420	8.420
**D	COMMON MONTHLY INTL EX-JAPAN EQUITY		4.626	4.626
**D	CENTRAL PROVIDENT FUND BOARD		5.338	5.338

Pagina 6

16
839848 Teste:
9 Azionisti in delega:

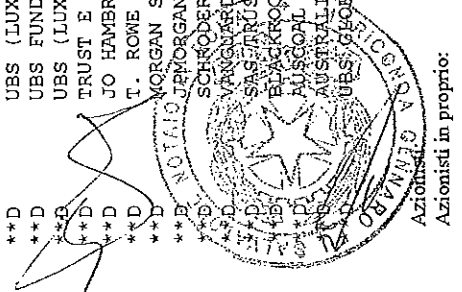
Assemblea Straordinaria del 19 aprile 2011
(2^ Convocazione del 20 aprile 2011)

LISTA ESITO DELLE VOTAZIONE

Oggetto: Mod. artt. 12,14,16,20,27,28,32 Ss Inser. art 34

FAVOREVOLI

Badge	Ragione Sociale	Proprio	Delega	Totale
**D	NATIONAL COUNCIL FOR SOCIAL SEC FUND	6.527	34.808	34.808
**D	IBM PENSION PLAN	6.111	5.138	6.111
**D	NATIONAL COUNCIL FOR SOCIAL SEC FUND	14.908	69.507	14.908
**D	INCOME TRUST: FIDELITY S GLOBAL EX US I	53.122	4.994	53.122
**D	NORTHERN TRUST QUANTITATIVE FUND PLC	6.736	43.960	6.736
**D	NORTHERN TRUST UNIT TRUST	2.008	55.513	2.008
**D	NORTHERN TRUST ROBUSTA FUND	114.287	39.942	114.287
**D	FORD OF CANADA MASTER TRUST FUND	2.191.175	1.492	2.191.175
**D	CITY OF REGINA POLICE PENSION PLAN	11.461	33.310	11.461
**D	CITY OF REGINA CIVIC SUPER BENEFIT	12.749	207.988	12.749
**D	HSBC CANADIAN BALANCED FUND	10.073	135.252	10.073
**D	MICROSOFT GLOBAL FINANCE LIMITED	10.427	21.000	10.427
**D	BLUE SKY GROUP	16.867	31.811	16.867
**D	FUTURE FUND FOR BOARD OF GUARDIANS	6.086	27.437	6.086
**D	FUTURE FUND INVESTMENT COMPANY NO.2 PTY	27.437	32.594	27.437
**D	GARD COMMON CONTRACTUAL FUND	32.594	70.769	32.594
**D	CLERICAL MED INVEST GROUP LIMITED	4.317	123.084	4.317
**D	HALIFAX INTL INVEST ICVC EUROPEAN FD	123.084	258.399	123.084
**D	STICHTING PENSIOENFONDS SAGITTARIUS	333	48.129	333
**D	TREDJE AP-FONDEN	48.129	80.880	48.129
**D	ABU DHABI RETIREMENT PENSION FUND	80.880	149.293	80.880
**D	EUARDE AP-FONDEN	149.293	310.745	149.293
**D	STICHTING PENSIOENFONDS CAMPINA	310.745	208.940	310.745
**D	EAST RIDING PENSION FUND	208.940	36.792	208.940
**D	EAST RIDING DELA DEPOSITARY AND MANAGEMENT	36.792	450.986	36.792
**D	UNIVEST	450.986	81.834	450.986
**D	CITADEL EQUITY FUND A/C LTD	81.834	33.417	81.834
**D	COMMONWEALTH OF PENNSYLVANIA - PUBLIC SCHOOL EMPLOYEES' RETIREMENT SYSTEM	33.417		33.417
**D	UBS (LUX) EQUITY FUND - EURO COUNTRIES			
**D	UBS FUND MANAGEMENT (LUXEMBOURG) S.A.			
**D	UBS (LUX) STRATEGY XTRA SICAV			
**D	TRUST E CUSTODY SERVICES BANK LTD			
**D	JO HAMBRO CAPITAL MANAGEMENT UMBRELLA FU			
**D	T. ROWE PRICE FUNDS SICAV			
**D	MORGAN STANLEY INVESTMENT FUNDS			
**D	DEMORGAN INVESTMENT FUNDS			
**D	SCHRODER INTERNATIONAL SELECTION FUND			
**D	VANGUARD INVESTMENT SERIES, PLC			
**D	SAS TRUSTEE CORPORATION			
**D	BLACKROCK AUSTRALIA LTD AS RESPONSIBLE E			
**D	AUSGOAL SUPERANNUATION FUND			
**D	AUSTRALIAN SUPER			
**D	UBS GLOBAL ASSET MANAGEMENT LIFE LTD			



Assemblea Straordinaria del 19 aprile 2011
(2^ Convocazione del 20 aprile 2011)

LISTA ESITO DELLE VOTAZIONE

Oggetto: Mod. artt. 12,14,16,20,27,28,32 Ss Inscr. art 34

FAVOREVOLI

Badge	Ragione Sociale	Proprio	Delega	Totale
**D	LABOR PENSION FUND SUPERVISORY COMMITTEE-LABOR RETIREMENT FUND		3.895	3.895
**D	LABOR PENSION FUND SUPERVISORY COMMITTEE		2.819	2.819
**D	LABOR PENSION FUND SUPERVISORY COMMITTEE		2.142	2.142
**D	ROCKEFELLER & CO., INC		19.320	19.320
**D	SAMPENSON INVEST AFDELING GLOBAL AKTIEN		9.042	9.042
**D	QANTAS SUPERANNUATION PLAN		1.332	1.332
**D	SSFSAL ATF THE SSFS - GLOBAL LISTED INFRASTRUCTURE SECTOR TRUST		646.905	646.905
**D	FUNDACAO CALOUSTE GULBENKIAN		22.385	22.385
**D	THE BOEING COMPANY EMPLOYEE RETIREMENT P		124.389	124.389
**D	BLACKROCK INDEXED ALL-COUNTRY EQUITY FUN		1.380	1.380
**D	VANGUARD GLOBAL INFRASTRUCTURE FUND		128.357	128.357
**D	THE TRUSTEE FOR INTERNATIONAL EQUITIES S		4.469	4.469
**D	AUSTRALIAN REMARD INVESTMENT ALLIANCE		12.828	12.828
**D	VANGUARD CARBON AWARE INTERNATIONAL SHAR		12.249	12.249
**D	HARTFORD LIFE INSURANCE COMPANY		9.528	9.528
**D	VANGUARD INTERNATIONAL SHARE INDEX FUND		76.243	76.243
**D	SIJOITUSRAHASTO ALFRED BERG GLOBAL		7.374	7.374
**D	HEALTH SUPER FUND		266.531	266.531
**D	SIJOITUSRAHASTO ALFRED BERG EUROPE		67.950	67.950
**D	THE BOEING COMPANY EMPLOYEE RETIREMENT PLANS MASTER TRUST		95.587	95.587
**D	FIDELITY INVESTMENT FUNDS - EUROPEAN FUN		4.340.340	4.340.340
**D	FIDELITY EUROPEAN VALUES PLC		974.904	974.904
**D	AVIVA INVESTORS MANAGER OF MANAGER ICVC		47.901	47.901
**D	AMONIS NV		3.727	3.727
**D	AVIVA INVESTORS MANAGED FUND ICVC - DIVERSIFIED STRATEGY FUND		1.176	1.176
**D	FIDELITY INSTITUTIONAL FUNDS ICVC - FIDE		585.253	585.253
**D	FIDELITY INSTITUTIONAL PAN EUROPEAN FUND		43.382	43.382
**D	EQ ADVISORS TRUST - EQ/INTERNATIONAL COR		15.177	15.177
**D	NVIT INTERNATIONAL INDEX FUND		33.746	33.746
**D	CHURCH COMMISSIONERS FOR ENGLAND		8.266	8.266
**D	GOVERNMENT OF NORWAY		14.197.489	14.197.489
**D	STATE OF WYOMING, WYOMING STATE TREASURE		10.693	10.693
**D	JNL/MELLON CAPITAL MANAGEMENT INTERNATIO		30.591	30.591
**D	THE BOEING COMPANY EMPLOYEE RETIREMENT P		15.358	15.358
**D	EQ ADVISORS - AXA TACTICAL MANAGER INTER		18.773	18.773
**D	EQ ADVISORS - AXA TACTICAL MANAGER INTER		17.601	17.601
**D	WASHINGTON STATE INVESTMENT BOARD		142.353	142.353
**D	VANTAGEPOINT OVERSEAS EQUITY INDEX FUND		5.383	5.383
**D	WELLS FARGO INVESTMENT TRUST FUND (INTERNATI		22.152	22.152
**D	STATE OF INDIANA, PUBLIC EMPLOYEES' RETI		18.454	18.454
**D	JPMORGAN CHASE RETIREMENT PLAN		66.333	66.333
**D	EQ ADVISORS TRUST- EQ/TEMPLETON GLOBAL E		3.025	3.025
**D	EQ ADVISORS TRUST - EQ/GLOBAL MULTI-SECT		20.142	20.142




Assemblea Straordinaria del 19 aprile 2011
(2^ Convocazione del 20 aprile 2011)

LISTA ESITO DELLE VOTAZIONE

Oggetto: Mod. artt. 12,14,16,20,27,28,32 Ss Inscr. art 34

FAVOREVOLI

Badge	Ragione Sociale	Proprio	Delega	Totale
**D	EMPLOYEES RETIREMENT SYSTEM OF TEXAS.	139.025	139.025	139.025
**D	AXA PREMIER VIP TRUST - MULTIMANGER INTE	9.901	9.901	9.901
**D	JPMORGAN INTERNATIONAL EQUITY INDEX FUND	47.035	47.035	47.035
**D	NATIONWIDE INTERNATIONAL INDEX FUND	43.911	43.911	43.911
**D	T ROWE PRICE INTERNATIONAL INDEX FUND, I	13.133	13.133	13.133
**D	BLACKROCK ASSET MANAGEMENT PENSIONS LIMI	1.142.408	1.142.408	1.142.408
**D	BLACKROCK INDEX SELECTION FUND	133.211	133.211	133.211
**D	BLACKROCK ACTIVE EQUITY FUNDS (DUBLIN) P	1.525	1.525	1.525
**D	GOLDMAN SACHS TRUST - GOLDMAN SACHS STRUCTURED INTERNATIONAL TAX-MANAGED EQUITY	457.900	457.900	457.900
**D	PETERCAM B FUND	70.001	70.001	70.001
**D	SCHRODER GLOBAL EQUITY INCOME FUND	77.323	77.323	77.323
**D	THE MASTER TRUST BANK OF JAPAN LTD AS TRUSTEE FOR MUTB400045794 11-3	293.885	293.885	293.885
**D	THE MASTER TRUST BANK OF JAPAN LTD AS TRUSTEE FOR MUTB400045795 11 3	292.707	292.707	292.707
**D	JPMORGAN EUROPEAN INVESTMENT TRUST PLC	10.972	10.972	10.972
**D	ALLIANZ UK & EUROPEAN INVESTMENT FUNDS -	59.027	59.027	59.027
**D	THE MASTER TRUST BANK OF JAPAN LTD AS TRUSTEE EOT MTB400045825	22.768	22.768	22.768
**D	THE MASTER TRUST BANK OF JAPAN, LTD. AS TRUSTEE FO FOR MTB400045826	321.539	321.539	321.539
**D	AVIVA LIFE & PENSIONS UK LIMITED	20.319	20.319	20.319
**D	THE MASTER TRUST BANK OF JAPAN, LTD. AS TRUSTEE FOR MUTB400045792	288.034	288.034	288.034
**D	VANGUARD TOTAL INTERNATIONAL STOCK INDEX	895.201	895.201	895.201
**D	NORGES BANK	249.210	249.210	249.210
**D	PUBLIC EMPLOYEES RETIREMENT ASSOCIATION	29.526	29.526	29.526
**D	STATE OF NEW MEXICO STATE INVESTMENT COU	32.306	32.306	32.306
**D	VANGUARD FIDUCIARY TRUST COMPANY EUROPEA	17.283	17.283	17.283
**D	MASTER INTERNATIONAL INDEX SERIES OF QUA	25.136	25.136	25.136
**D	AVIVA LIFE PENSIONS UK LIMITED	70.803	70.803	70.803
**D	BLACKROCK ASSET MANAGEMENT PENSIONS LIMITED	12.160	12.160	12.160
**D	JAPAN TRUSTEE SERVICES BANK LTD AS TRUST	26.767	26.767	26.767
**D	AXA-EB 510	1.036	1.036	1.036
**D	PENN SERIES DEVELOPED INTERNATIONAL INDE	1.465	1.465	1.465
**D	FRONTIER COMMUNICATIONS PENSION PLAN	36.292	36.292	36.292
**D	T.ROWE PRICE RETIREMENT DATE TRUST	7.416	7.416	7.416
**D	BOMBARDIER TRUST U.S. MASTER TRUST	39.105	39.105	39.105
**D	DAVID E MOORE	1.624	1.624	1.624
**D	EO ADVISORS TRUST-AXA TACTICAL MANAGER INTERNATIONAL PORTFOLIO 1	6.795	6.795	6.795
**D	ROBERT PUBLIC MARKET INVESTMENT LLC	1.799	1.799	1.799
**D	MA BRAXIS INTERNATIONAL INDEX FUND	2.117	2.117	2.117
**D	GENEENESS LLC	556	556	556
**D	ATLANTIA S.P.A. FAVOREVOLI	1.715	1.715	1.715
**D	WEST SUBURBAN RETIREMENT INCOME PLAN	206	206	206
**D	RESURRECTION HEALTH CARE PENSION PLAN	710	710	710
**D	RESURRECTION HEALTH CARE	1.577	1.577	1.577
**D	GLORIA KAUFMAN MARITAL TRUST	812	812	812



Assemblea Straordinaria del 19 aprile 2011
(2^ Convocazione del 20 aprile 2011)

LISTA ESITO DELLE VOTAZIONE
Oggetto: Mod. artt. 12,14,16,20,27,28,32 Ss Inser. art 34

FAVOREVOLI

Badge	Ragione Sociale	Proprio	Delega	Totale
**D	T ROWE PRICE REAL ASSETS FUND INC	102.847	102.847	102.847
**D	EPWORTH INVESTMENT FUND	3.819	3.819	3.819
**D	FIRST STATE GLOBAL OPPORTUNITIES FUND	55.653	55.653	55.653
**D	HSBC BANK (UK) PENSION SCHEME	1.167.034	1.167.034	1.167.034
**D	NUCLEAR LIABILITIES FUND LIMITED	10.332	10.332	10.332
**D	HSBC BANK PLC A/C HSBC ET	904	904	904
**D	CANADA POST CORPORATION PENSION PLAN	313.451	313.451	313.451
**D	EDUCATORS GLOBAL FUND	258	258	258
**D	MANULIFE INTERNATIONAL EQUITY INDEX FUND	3.098	3.098	3.098
**D	MANULIFE INTERNATIONAL EQUITY (83)	25.614	25.614	25.614
**D	UNITED ENHANCED INCOME POOL	100.930	100.930	100.930
**D	EAFE EQUITY INDEX FUND	29.186	29.186	29.186
**D	LODH OPUS EAFE EQUITY FUND	10.715	10.715	10.715
**D	RARE SERIES VALUE FUND	1.751	1.751	1.751
**D	RARE INFRASTRUCTURE VALUE FUND	377.287	377.287	377.287
**D	GENERAL MOTORS CANADA DOMESTIC TRUST	1.977	1.977	1.977
**D	BOMBARDIER TRUST (CANADA) REAL RETURN AS	226.298	226.298	226.298
**D	THE BOMBARDIER TRUST (UK)	200.233	200.233	200.233
**D	SELECT INCOME ADVANTAGE MANAGED TRUST	428.550	428.550	428.550
**D	YIELD ADVANTAGE INCOME FUND	5.060	5.060	5.060
**D	CI CORPORATE CLASS LTD	458.310	458.310	458.310
**D	SIGNATURE INCOME E GROWTH FUND	37.525	37.525	37.525
**D	SIGNATURE HIGH INCOME FUND	26.565	26.565	26.565
**D	SKYLON GROWTH E INCOME TRUST	10.323	10.323	10.323
**D	BELL ALIANT REGIONAL COMMUNICATIONS INC	64.967	64.967	64.967
**D	PGSF GLOBAL INCOME STOCK	81.666	81.666	81.666
**D	INVESTMENT MANAGEMENT UNIT SEI INVESTMENTS, ATTN NOREEN PARK	16.851	16.851	16.851
**D	JAPAN TRUSTEE SERVICES BANK LTD RB DBU STRATEGY MF (TAX-EXEMPT QII)	648	648	648
**D	FIL LIMITED FIDELITY INTERNATIONAL LIMITED	2.100	2.100	2.100
**D	FIDELITY ACTIVE STRATEGY SICAV	108.058	108.058	108.058
**D	HFE INDUS OF THE FUT FD	10.487	10.487	10.487
**D	SIGNATURE DIVERSIFIED YIELD TRUST	867.465	867.465	867.465
**D	MACQUARIE GLOBAL INFRASTRUCTURE TOTAL RE	980.079	980.079	980.079
**D	HUBS FUND MANAGEMENT (SWITZERLAND) AG	132.443	132.443	132.443
**D	THE ROYAL BOROUG OF KENSINGTON AND CHEL	1.457	1.457	1.457
**D	BAKE ENERGY CORPORATION MASTER RET	263.308	263.308	263.308
**D	HSBC EUROPEAN INDEX FUND	18.923	18.923	18.923
**D	T ROWE CONCENTRATED INTERNAT EQUITY FUND	8.346	8.346	8.346
**D	T ROWE PRICE GLOBAL INFRASTRUCTURE FUND	37.210	37.210	37.210
**D	SHELL PENSIONS TRUST LIMITED AS TRUSTEEOF SHELL C.P.FUND	74.896	74.896	74.896
**D	STIGHTING SHELL PENSIOENFONDS	109.860	109.860	109.860
**D	SHIELS T AUSTRALIA LIMITED	8.379	8.379	8.379
**D	SHELL TRUST (BERMUDA) LTD AS TRUSTEE OF THE SHELL OVERSEAS C.P. FUND	22.904	22.904	22.904





Assemblea Straordinaria del 19 aprile 2011
(2^ Convocazione del 20 aprile 2011)

LISTA ESITO DELLE VOTAZIONE

Oggetto: Mod. artt. 12,14,16,20,27,28,32 Ss Inscr. art 34

FAVOREVOLI

Badge	Ragione Sociale	Proprio	Delega	Totale
**D	SHELL TRUST (BERMUDA) LIMITED AS TRUSTEE	3.995	3.995	3.995
**D	LOTHIAN PENSION FUND	18.622	18.622	18.622
**D	JAPAN TRUSTEE SERVICES BANK,LTD INV.FUND	1.972	1.972	1.972
**D	CLEARVIEW INFRASTRUCTURE FUND	219.125	219.125	219.125
**D	GOLDMAN SACHS JBWERE GLOBAL	11.371	11.371	11.371
**D	LMA (LUXEMBOURG) SARL)	295	295	295
**D	MIZUHO LAZARD MASTER FUND	23.799	23.799	23.799
**D	TG RARE INFRASTRUCTURE FUND	76.795	76.795	76.795
**D	THE NORTHWESTERN MUTUAL LIFE INSURANCE COMPANY-GASA EQUITY	4.861	4.861	4.861
**D	THE NORTHWESTERN MUTUAL LIFE INSURANCE CO.-FOREIGN EQUITY	13.153	13.153	13.153
**D	PICTET INTERNATIONAL EQUITY FUND LLC	128.095	128.095	128.095
**D	CHILDRENS HEALTHCARE OF ATLANTA INC.	7.261	7.261	7.261
**D	HARTFORD INTERNATIONAL-GLOBAL EQUITY (EX JAPAN) INDEX FUND	30.494	30.494	30.494
**D	FORWARD GLOBAL INFRASTRUCTURE FUND	225.000	225.000	225.000
**D	TRUST AND CUSTODY SERVICES BANK LTD.	117.016	117.016	117.016
**D	ACBERNSTEIN SICAV	4.158	4.158	4.158
**D	SHINKO GBL INFRASTRUCTURE EQ FUND OF SHINKO GLOBAL TRUST	90.337	90.337	90.337
**D	CAAM	74.354	74.354	74.354
**D	NATIXIS AM	54.320	54.320	54.320
**D	AXA INVESTMENT MANAGERS PARIS	10.010	10.010	10.010
**D	SOCIETE GENERALE GESTION	25.917	25.917	25.917
**D	S2G	10.714	10.714	10.714
**D	AGI FRANCE	563.375	563.375	563.375
**D	ETOILE GESTION	230.761	230.761	230.761
**D	PIONEER ASSET MANAGEMENT SA	78.958	78.958	78.958
**D	TACONIC OPPORTUNITY MASTER FUND L.P. M AND C CORPORATE SERVICES LIMITED	160.169	160.169	160.169
**D	TACONIC OPPORTUNITY FUND LP	79.200	79.200	79.200
**D	TACONIC OPPORTUNITY FUND II L.P.	18.084	18.084	18.084
**D	TACONIC CAPITAL PARTNERS LP	583	583	583
**D	TACONIC CAPITAL PARTNERS 1.5 LP	13.342	13.342	13.342
**D	TACONIC MASTER FUND 1.5 L.P. M AND C CORPORATE SERVICES LIMITED	22.075	22.075	22.075
**D	GEORGES R.HAIRK PARAMETRIC PORTFOLIO ASSCIATES	2.525	2.525	2.525
**D	BROOKFIELD REDDING GLOBAL INFRASTRUCTURE PARTNERS LP	5	5	5
**D	ARGON CUSTODY BV INZAKE ARGON BASISFONDS AANDELEN EUROPA	5.708	5.708	5.708
**D	AVIVA INVESTORS INTERNATIONAL INDEX TRACKING FUND	9.555	9.555	9.555
**D	STANDARD LIFE INVESTMENT LIMITED	3.882.361	3.882.361	3.882.361
**D	COBONIAL FIRST STATE INVESTMENTS LIMITED	706.518	706.518	706.518
**D	BALENTINE INTERNATIONAL EQUITY FUND SELECT LP	8.012	8.012	8.012
**D	STICHTING NN SERVICES AANDELENFONDS EUROPA III	770	770	770
**D	STICHTING NN SERVICES AANDELENFONDS EUROPA I	72	72	72
**D	STICHTING NN SERVICES AANDELENFONDS EUROPA II	5.945	5.945	5.945
**D	STICHTING NN SERVICES AANDELENFONDS EUROPA	18.178	18.178	18.178
**D	COBONIAL FIRST STATE INVESTMENT LIMITED	31.512	31.512	31.512
**D	LAZARD ASSET MANAGEMENT LTD.			



Assemblea Straordinaria del 19 aprile 2011
(2^ Convocazione del 20 aprile 2011)

LISTA ESITO DELLE VOTAZIONE

Oggetto: Mod. artt. 12,14,16,20,27,28,32 Ss Inscr. art 34

FAVOREVOLI

Badge	Ragione Sociale	Proprio	Delega	Totale
**D	THE REPRESENTATIVE CHURCH BODY		22.600	22.600
**D	STICHTING PENSIENFONDS METAAL EN TECHNIEK		42.804	42.804
**D	LAZARD GLOBAL ACTIVE FUNDS PLC		88.866	88.866
**D	WILMINGTON MULTI-MANAGER INTERNATIONAL FUND		1.391	1.391
**D	WILMINGTON MULTI-MANAGER INTERNATIONAL FUND		5.785	5.785
**D	LAZARD ASSET MANAGEMENT LTD.		2.438.538	2.438.538
**D	WINTERTHUR LIFE UK LIMITED		7.602	7.602
**D	COLONIAL FIRST STATE INVESTMENT LIMITED		253.071	253.071
**D	CITIBANK KOREA INC		244.033	244.033
**D	LAZARD GLOBAL PORTFOLIO FUNDS P.L.C		394.277	394.277
**D	MACQUARIE INVESTMENT MANAGEMENT LIMITED		1.016.352	1.016.352
**D	ADVANCED SERIES TRUST -AST ACADEMIC STRATEGIES ASSET ALLOCATION PORTFOLIO		206.495	206.495
**D	COLONIAL FIRST STATE INVESTMENTS LIMITED		157.156	157.156
**D	JAPAN TRUSTEE SERVICE BANK		61.352	61.352
**D	DYNAMIC INFRASTRUCTURE FUND		1.360	1.360
**D	AEGON CUSTODY B.V.		125.670	125.670
**D	AVIVA INVESTORS BALANCED MANAGED FUND		2.949	2.949
**D	WILMINGTON INTERNATIONAL EQUITY FUND SELECT LP		1.897	1.897
**D	LEGAL AND GENERAL ASSURANCE PENSIONS MANAGEMENT LIMITED		60.857	60.857
**D	LEGAL AND GENERAL ASSURANCE (PENSIONS MANAGEMENT) LTD		94.158	94.158
**D	AMBER CAPITAL ITALIA SGR SPA		75.650	75.650
**D	NUMERIC WORLD FUNDAMENTAL STATISTICAL ARBITRAGE LEVERED OFFSHORE FUND I, LTD		3.460	3.460
**D	NUMERIC STRATEGIC ALPHA FUND LP		680	680
**D	IRISH LIFE ASSURANCE		369.941	369.941
**D	LA COMPAGNIE FINANCIERE EDMOND DE ROTHSCHILD BANQUE		1.588.969	1.588.969
**D	NOVARTIS CORPORATION PENSION MASTER TRUST		45.659	45.659
**D	STATE FARM VARIABLE PRODUCT TRUST, INTERNATIONAL EQ INDEX F		7.506	7.506
**D	TEACHERS' RETIREMENT SYSTEM OF THE STATE OF ILLINOIS		24.516	24.516
**D	ARKWRIGHT, LLC		868	868
**D	LONDON BOROUGH OF BARKING & DAGENHAM SUPERANNUATION FUND		51.277	51.277
**D	RUSSELL INVESTMENT COMPANY II PLC		75.119	75.119
**D	JOHN HANCOCK TRUST INTERNATIONAL EQUITY INDEX TRUST B		4.750	4.750
**D	JOHN HANCOCK TRUST INTERNATIONAL EQUITY INDEX TRUST A		6.130	6.130
**D	JOHN HANCOCK FUNDS II INTERNATIONAL EQUITY INDEX FUND		8.934	8.934
**D	SCHWAB INTERNATIONAL EQUITY ETF		15.817	15.817
**D	UNMANGLED PENSION FUNDS LIMITED		348.670	348.670
**D	CAVENHAM GLOBAL EQUITIES		3.621	3.621
**D	JOHN HANCOCK FUNDS II GLOBAL INFRASTRUCTURE FUND		3.900	3.900
**D	JOHN HANCOCK TRUST INTERNATIONAL INDEX TRUST		55.993	55.993
**D	INVERATIM FUNDS - IM VERATIM PORTFOLIO 5 INCOME FUND		2.310	2.310
**D	LAZARD INTERNATIONAL EQUITY SELECT PORTFOLIO		4.701	4.701
**D	LAZARD RETIREMENT INTERNATIONAL EQUITY PORTFOLIO		318.602	318.602
**D	LAZARD/GLOBAL LISTED INFRASTRUCTURE PORTFOLIO		450.794	450.794




Assemblea Straordinaria del 19 aprile 2011
(2^ Convocazione del 20 aprile 2011)

LISTA ESITO DELLE VOTAZIONE

Oggetto: Mod. artt. 12,14,16,20,27,28,32 Ss Inscr. art 34

FAVOREVOLI

Badge	Ragione Sociale	Proprio	Delega	Totale
**D	LAZARD WORLD DIVIDEND & INCOME FUND, INC.		104.101	104.101
**D	DB ADVISORS (CH) DBI WORLD EQUITY FUND		422	422
**D	GPF (THAILAND) INVESTMENT FUND		11.964	11.964
**D	COHEN + STEERS INFRASTRUCTURE FUND, INC.		2.586.460	2.586.460
**D	THE ALLIANCEBERNSTEIN POOLING PTF - ALLIANCEB VOL MNGM PTF		121.709	121.709
**D	ALLIANCEBERNSTEIN COLLECTIVE INVESTMENT TRUST SERIES		1.286	1.286
**D	JOHN HANCOCK LIFE AND HEALTH INSURANCE COMPANY		313	313
**D	METROPOLITAN LIFE INSURANCE COMPANY		9.560	9.560
**D	BRUNSWICK UNIT 1 QUALIFIED NUCLEAR DECOMMISSIONING FUND		8.609	8.609
**D	HARRIS UNIT 1 QUALIFIED NUCLEAR DECOMMISSIONING FUND		581	581
**D	BRUNSWICK UNIT 2 QUALIFIED NUCLEAR DECOMMISSIONING FUND		406	406
**D	ROBINSON UNIT 2 QUALIFIED NUCLEAR DECOMMISSIONING FUND		625	625
**D	THE MASTER TRUST BK OF JP LTD: HITACHI FOREIGN EQ INDEX ME		591	591
**D	GOVERNMENT OF THE REPUBLIC OF SINGAPORE		10.539	10.539
**D	BT INSTITUTIONAL INTERNATIONAL SUSTAINABILITY SHARE FUND		2.377	2.377
**D	PENSION FUND OF SUMITOMO MITSUI BANKING CORPORATION		2.467	2.467
**D	GENERAL MOTORS HOURLY-RATE EMPLOYEES PENSION TRUST		1.670	1.670
**D	GENERAL MOTORS SALARIED EMPLOYEES PENSION TRUST		14.677	14.677
**D	ARIZONA STATE RETIREMENT SYSTEM		10.441	10.441
**D	RYDEX MSCI EAFE EQUAL WEIGHT ETF		1.320	1.320
**D	ENERGY INSURANCE MUTUAL LIMITED		1.278	1.278
**D	ORG FOR SMALL&MEDIUM ENTERPRISES AND REGIONAL INNOVATION		3.585	3.585
**D	ALPINE GLOBAL INFRASTRUCTURE FUND		70.345	70.345
**D	COHEN + STEERS GLOBAL LISTED INFRASTRUCTURE FUND		12.177	12.177
**D	AXA ROSENBERG EQUITY ALPHA TRUST		1.554	1.554
**D	WHOLESALE GLOBAL EQUITY - INDEX FUND (UNHEGED)		5.918	5.918
**D	UNITED TECHNOLOGIES CORPORATION EMPLOYEE SAVINGS PLAN		11.529	11.529
**D	AMERICAN HEART ASSOCIATION		492	492
**D	COLLEGE RETIREMENT EQUITIES FUND		272.455	272.455
**D	HENDERSON GLOBAL EQUITY INCOME FUND		360.078	360.078
**D	REG RETRAITE DU PERS DES CPE ET DES GARDERIES PRIV CONV DU QB		35.649	35.649
**D	CALVERT VP EAFE INTERNATIONAL INDEX PORTFOLIO		5.074	5.074
**D	CAISSE DE DEPOT ET PLACEMENT DU QUEBEC		347.342	347.342
**D	AMERICAN BEACON INTERNATIONAL EQUITY FUND		218.530	218.530
**D	FEDEX CORPORATION EMPLOYEES PENSION TRUST		19.293	19.293
**D	FRASER HAMILTON VANCE STRUCTURED INTERNATIONAL EQUITY FUND		5.904	5.904
**D	FIRST STATE INV ICVC-FIRST STATE GLOB LISTED INFRASTRUCTURE F		640.304	640.304
**D	AMERICAN INTERNATIONAL GROUP INC RETIREMENT PLAN		267	267
**D	FRSSEA GLOBAL INFRASTRUCTURE FUND		1.615.740	1.615.740
**D	DYNAMIC GLOBAL INFRASTRUCTURE FUND		218.400	218.400
**D	SIGNAL ENHANCED YIELD FUND		1.250	1.250
**D	SIGNAL TOTAL RETURN FUND		170	170



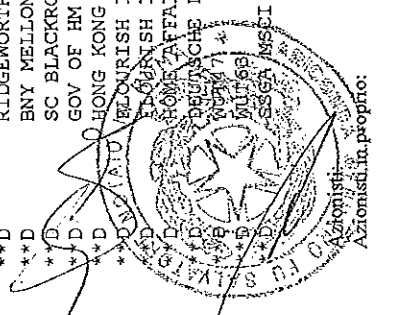
Assemblea Straordinaria del 19 aprile 2011
(2^ Convocazione del 20 aprile 2011)

LISTA ESITO DELLE VOTAZIONE

Oggetto: Mod. artt. 12,14,16,20,27,28,32 Ss Inscr. art 34

FAVOREVOLI

Badge	Ragione Sociale	Proprio	Delega	Totale
**D	LAZARD GLOBAL INFRASTRUCTURE FUND	189.342	189.342	189.342
**D	TRANSAMERICA ALLIANCEBERNSTEIN DYNAMIC ALLOCATION VP	485	485	485
**D	INSURANCE CORPORATION OF BRITISH COLUMBIA	6.893	6.893	6.893
**D	ING DIRECT STREETWISE BALANCED INCOME FUND	418	418	418
**D	ING DIRECT STREETWISE BALANCED FUND	3.708	3.708	3.708
**D	ING DIRECT STREETWISE BALANCED GROWTH FUND	1.342	1.342	1.342
**D	STATE FARM MUTUAL FUND TRUST, INTERNATIONAL INDEX FUND	5.776	5.776	5.776
**D	LAZARD GLOBAL LISTED INFRASTRUCTURE (CANADA) FUND	510.582	510.582	510.582
**D	SEASONS SERIES TRUST INTERNATIONAL EQUITY PORTFOLIO	3.255	3.255	3.255
**D	OPENWORLD PUBLIC LIMITED COMPANY	72.988	72.988	72.988
**D	DWS LIFECYCLE LONG RANGE FUND	2.665	2.665	2.665
**D	DWS EAFE EQUITY INDEX FUND	8.633	8.633	8.633
**D	STICHTING PHILIPS PENSIOENFONDS	50.786	50.786	50.786
**D	RUSSELL GLOBAL LISTED INFRASTR FUND - (DOLLAR SIGN)/A HEDGED	537.499	537.499	537.499
**D	THE PRUDENTIAL INSURANCE COMPANY OF AMERICA	8.711	8.711	8.711
**D	MERCER QIF FUND PLC	175.000	175.000	175.000
**D	MORGAN STANLEY SELECT DIMENSIONS INVESTMENT SERIES, GLOBAL INF	29.805	29.805	29.805
**D	MORGAN STANLEY INST F INC. SELECT GIB INFRA STRUCTURE PTF	10.500	10.500	10.500
**D	NORTROP GRUMMAN CORPORATION VEBBA MASTER TRUST I	2.668	2.668	2.668
**D	FIRST AMERICAN INVESTMENT FUNDS INC. - INT SELECT FUND	57.313	57.313	57.313
**D	FIRST AMERICAN INV FUNDS, INC.-GLOBAL INFRASTRUCTURE FUND	240.720	240.720	240.720
**D	STATE OF NEW JERSEYCOMMON PENSION FUND D	650.000	650.000	650.000
**D	CANADA PENSION PLAN INVESTMENT BOARD	344	344	344
**D	SENTRY SELECT LAZARD GLOBAL LISTED INFRASTRUCTURE FUND	54.200	54.200	54.200
**D	COSMOPOLITAN INVESTMENT FUND	180	180	180
**D	WESTPAC STAFF SUPERANNUATION PLAN	2.204	2.204	2.204
**D	LAZARD GLOBAL LISTED INFRASTRUCTURE FUND	1.391.641	1.391.641	1.391.641
**D	SSGA WEALTH WEIGHTED GLOBAL EQUITIES INDEX NL TRUST	4.613	4.613	4.613
**D	WESTPAC INTERNATIONAL SHARE INDEX TRUST	17.970	17.970	17.970
**D	SSGA INTERNATIONAL EQUITIES INDEX NL TRUST	5.971	5.971	5.971
**D	ALASKA COMMON TRUST FUND	5.551	5.551	5.551
**D	RIDGEWORTH INTERNATIONAL EQUITY INDEX FUND	41.336	41.336	41.336
**D	BNY MELLON TR DEP LTD ATF ST JAMES'S PL STRAT MANAG UNIT TR	553.512	553.512	553.512
**D	SC BLACKROCK INTERNATIONAL INDEX FUND	1.572	1.572	1.572
**D	GOV OF HM THE SULTAN AND YANG DI-PERTUAN OF BRUNEI DARUSSALAM	17.310	17.310	17.310
**D	HONG KONG HOUSING AUTHORITY	2.968	2.968	2.968
**D	ECOURISH INVESTMENT CORPORATION	74.222	74.222	74.222
**D	ECOURISH INVESTMENT CORPORATION	66.426	66.426	66.426
**D	ROYAL CANADIAN MOUNTED POLICE (INVEST FUND)	407	407	407
**D	DEUTSCHE DBI GLOBAL SHARES FUND	1.121.641	1.121.641	1.121.641
**D	SSGA MSCI ACWI EX-USA INDEX NON-LENDING DAILY TRUST	1.212.555	1.212.555	1.212.555
**D	SSGA MSCI ACWI EX-USA INDEX NON-LENDING DAILY TRUST	64.555	64.555	64.555
**D	SSGA MSCI ACWI EX-USA INDEX NON-LENDING DAILY TRUST	4.255	4.255	4.255



Assemblea Straordinaria del 19 aprile 2011
(2^ Convocazione del 20 aprile 2011)

LISTA ESITO DELLE VOTAZIONE

Oggetto: Mod. artt. 12,14,16,20,27,28,32 Ss Inser. art 34

FAVOREVOLI

Badge	Ragione Sociale	Proprio	Delega	Totale
**D	PEOPLE'S BANK OF CHINA		12.335	12.335
**D	WORKERS COMPENSATION BOARD-ALBERTA		678.523	678.523
**D	CALIFORNIA PUBLIC EMPLOYEES RETIREMENT SYSTEM		1.143.409	1.143.409
**D	BAERUM KOMMUNE		1.788	1.788
**D	MERCK CAPITAL ASSET MANAGEMENT LIMITED		14.038	14.038
**D	UNITED EUROPEAN SMALL CAP FUND		7.350	7.350
**D	UAW RETIREE MEDICAL BENEFITS TRUST		71.754	71.754
**D	UAW RETIREE MEDICAL BENEFITS TRUST		35.818	35.818
**D	VANGUARD INV F ICVC- FTSE DEV WOR LD EX - U.K. EQ INDEX F		9.074	9.074
**D	VANGUARD INV F ICVC-VANGUARD FTSE DEV EUROPE EX-UK EQ INDEX F		6.235	6.235
**D	WELLS FARGO MASTER TRUST DIVERSIFIED STOCK PORTFOLIO		16.101	16.101
**D	WELLS FARGO MASTER TRUST INTERNATIONAL INDEX PORTFOLIO		620	620
**D	WSIB INVESTMENTS (TOTAL RETURN) POOLED FUND TRUST		2.375	2.375
**D	LAZARD EUROPEAN ALPHA FUND .		142.677	142.677
**D	LAZARD MANAGED BALANCED FUND		3.630	3.630
**D	SS TRUSTEES LIMITED ATF THE DIVERSIFIED CHARITY FUND		24.261	24.261
**D	LAZARD MANAGED EQUITY FUND		19.990	19.990
**D	LAZARD GLOBAL EQUITY INCOME FUND .		291.037	291.037
**D	THE HARTFORDGLOBAL ALL- ASSET FUND		5.752	5.752
**D	NEXGEN INFRASTRUCTURE LIMITED PARTNERSHIP		66.762	66.762
**D	PRUDENTIAL RETIREMENT INSURANCE & ANNUITY COMPANY		201.723	201.723
**D	MANULIFE ASSET MANAGEMENT INTERNATIONAL EQUITY INDEX POOLED F		1.807	1.807
**D	SS BK AND TRUST COMPANY INV FUNDS FOR TAXEXEMPT RETIREMENT PL		994.061	994.061
**D	DOW JONES SUSTAINABILITY WORLD INDEX NON-LENDING COMMON TR F		1.779	1.779
**D	SSGA MSCI EUROPE SCREENED INDEX NON-LENDING COMMON TRUST FUND		5.534	5.534
**D	MSCI EAFE PROV SCREENED INDEX NON - LENDING COMMON TR FUND		3.776	3.776
**D	GLOBAL ADVANTAGE FUNDS - MAJOR MARKETS TELIFONDS		106.303	106.303
**D	AXA WORLD FUND		140.000	140.000
**D	UNIVERSAL SHIPFORMERS MARINE INS ASS LTD EQUITY CLASS 3		978	978
**D	GOLDMAN SACHS FUNDS		388.459	388.459
**D	MARCH FUND		1.927	1.927
**D	SELECT INDEX SERIES		20.867	20.867
**D	ISHARES MSCI ACWI EX US INDUSTRIALS SECTOR INDEX FUND		1.026	1.026
**D	ISHARES MSCI ACWI INDEX FUND (EX IBT 2765)		49.542	49.542
**D	ISHARES S&P EUROPE 350 INDEX FUND (EX IBT 2773)		53.726	53.726
**D	ISHARES MSCI EAFE GROWTH INDEX FUND (EX IBT 2776)		48.393	48.393
**D	ISHARES MSCI EAFE INDEX FUND (EX IBT 2777)		863.660	863.660
**D	ISHARES MSCI EAFE VALUE INDEX FUND (EX IBT 2778)		24.909	24.909
**D	ISHARES S&P GLOBAL INDUSTRIALS SECTOR INDEX FUND		24.630	24.630
**D	ISHARES MSCI EMU INDEX FUND (EX IBT 2865)		70.016	70.016
**D	ISHARES MSCI ITALY INDEX FUND (EX IBT 2869)		163.411	163.411
**D	ISHARES MSCI KOKUSAI INDEX FUND (EX IBT 2769)		8.535	8.535
**D	ISHARES S&P GLOBAL INFRASTRUCTURE INDEX FUND (EX IBT 2768)		853.632	853.632



Assemblea Straordinaria del 19 aprile 2011
(2^ Convocazione del 20 aprile 2011)

LISTA ESITO DELLE VOTAZIONE

Oggetto: Mod. artt. 12,14,16,20,27,28,32 Ss Inscr. art 34

FAVOREVOLI

Badge	Ragione Sociale	Proprio	Delega	Totale
**D	BLACKROCK INSTITUTIONAL TRUST COMPANY, N.A. INVESTMENT FUNDSFO	1.879.965	1.879.965	1.879.965
**D	CONNECTICUT GENERAL LIFE INSURANCE COMPANY	2.856	2.856	2.856
**D	BLACKROCK CDN MSCI EAFE EQUITY INDEX FUND	56.626	56.626	56.626
**D	BLACKROCK CDN MSCI EAFE INDEX PLUS FUND	16.257	16.257	16.257
**D	RUSSELL DEVELOPED EX-U.S. LARGE CAP INDEX FUND B	2.438	2.438	2.438
**D	MSCI EQUITY INDEX FUND B-ITALY	307.536	307.536	307.536
**D	EURO EX-UK ALPHA TITLS FUND B (EX IBT 90045)	33.232	33.232	33.232
**D	MULTI CURRENCY ALPHA TITLS SOCIAL SCREEN FUND B (EX IBT 90164)	3.566	3.566	3.566
**D	INTERNATIONAL EQUITY INDEX PLUS FUND B (EX IBT 90223)	6.458	6.458	6.458
**D	BGI MSCI EUROPE EQUITY INDEX FUND B	164.375	164.375	164.375
**D	BGI MSCI EAFE EQUITY INDEX NON-LENDABLE FUND B	55.986	55.986	55.986
**D	BGI MSCI EMU IMI INDEX FUND B	36.424	36.424	36.424
**D	BP PENSION FUND	142.536	142.536	142.536
**D	MULTI-STYLE, MULTI-MANAGER FUNDS PLC	160.313	160.313	160.313
**D	LAZARD INTERNATIONAL EQUITY FUND	74.169	74.169	74.169
**D	IBM SAVINGS PLAN	48.734	48.734	48.734
**D	GOLDMAN SACHS TRUST COMPANY N A COLLECTIVE TRUST	51.992	51.992	51.992
**D	OREGON PUBLIC EMPLOYEES RETIREMENT SYSTEM	423.029	423.029	423.029
**D	AMERICAN AIRLINES INC., MASTER FIXED BENEFIT PENSION TRUST	175.627	175.627	175.627
**D	PENSION FUND ASSOCIATION FOR LOCAL GOVERNMENT OFFICIALS	12.869	12.869	12.869
**D	STATE OF ALASKA RETIREMENT AND BENEFITS PLANS	366.234	366.234	366.234
**D	TIIA-CREF INTERNATIONAL EQUITY INDEX FUND	63.986	63.986	63.986
**D	THE REGENTS OF THE UNIVERSITY OF CALIFORNIA	198.049	198.049	198.049
**D	VALIC COMPANY I - INTERNATIONAL EQUITIES FUND	9.397	9.397	9.397
**D	METROPOLITAN SERIES FUND MORGAN STANLEY EAFE INDEX PORTFOLIO	20.651	20.651	20.651
**D	STATE OF MINNESOTA	55.309	55.309	55.309
**D	JOHN HANCOCK INSURANCE COMPANY OF VERMONT	1.451	1.451	1.451
**D	SPDR MSCI ACWI EX-US ETF	20.302	20.302	20.302
**D	SPDR S+P INTERNATIONAL DIVIDEND ETF	100.439	100.439	100.439
**D	SPDR FTSE/MACQUARIE GLOBAL INFRASTRUCTURE 100 ETF	19.301	19.301	19.301
**D	SPDR S&P WORLD (EX-US) ETF	5.844	5.844	5.844
**D	RUSSELL INVESTMENT COMPANY PLC	211.185	211.185	211.185
**D	CONSOLIDATED EDISON RETIREMENT PLAN	10.014	10.014	10.014
**D	MARYLAND STATE RETIREMENT & PENSION SYSTEM	54.130	54.130	54.130
**D	MORGAN STANLEY VARIABLE INV SER, GLB INFRASTRUCTURE PTF	75.268	75.268	75.268
**D	THE UNIVERSAL INSTITUTIONAL FUNDS INC - INT MAGNUM PTF	505	505	505
**D	MORGAN STANLEY GLOBAL INFRASTRUCTURE FUND	373.076	373.076	373.076
**D	MORGAN STANLEY STRATEGIST FUND	3.975	3.975	3.975
**D	FIRST AMERICAN INVESTMENT FUNDS, INC.-INTERNATIONAL FUND	74.643	74.643	74.643
**D	ILLINOIS STATE BOARD OF INVESTMENT	12.427	12.427	12.427
**D	ISSA INTERNATIONAL EQUITIES INDEX TRUST	4.985	4.985	4.985
**D	ISSA HEALTH WEIGHTED GLOBAL EQUITIES INDEX TRUST	1.220	1.220	1.220
**D	ISSA STONE EAFE QUANTITATIVE FUND	166.902	166.902	166.902



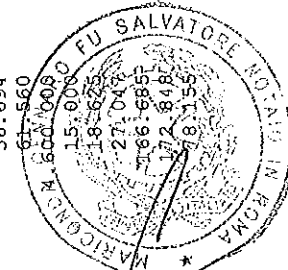
Assemblea Straordinaria del 19 aprile 2011
(2^ Convocazione del 20 aprile 2011)

LISTA ESITO DELLE VOTAZIONE

Oggetto: Mod. artt. 12,14,16,20,27,28,32 Ss Inscr. art 34

FAVOREVOLI

Badge	Ragione Sociale	Proprio	Delega	Totale
**D	SSGA ITALY INDEX FUND	49.640	49.640	49.640
**D	SSGA MSCI EAFE INDEX FUND	8.825	8.825	8.825
**D	STATE OF CONNECTICUT RETIREMENT PLANS & TRUST FUNDS	14.984	14.984	14.984
**D	SSGA WORLD INDEX EQUITY FUND	28.581	28.581	28.581
**D	SSGA ITALY INDEX EQUITY FUND	136.963	136.963	136.963
**D	SSGA EMU INDEX EQUITY FUND	219.539	219.539	219.539
**D	SSGA INDUSTRIALS INDEX EQUITY FUND	2.680	2.680	2.680
**D	STREETTRACKS MSCI EUROPE ETF	21.262	21.262	21.262
**D	SPDR MSCI EUROPE INDUSTRIALS ETF	3.491	3.491	3.491
**D	SSGA EUROPE INDEX EQUITY FUND	24.429	24.429	24.429
**D	STATE STREET SRI WORLD INDEX	2.544	2.544	2.544
**D	ANDRA AP--FONDEN (AP2)	70.650	70.650	70.650
**D	ULTRA SERIES FUND-INTERNATIONAL STOCK FUND	67.660	67.660	67.660
**D	MEMBERS INTERNATIONAL STOCK FUND	57.920	57.920	57.920
**D	COMMON TRUST ITALY FUND	296.935	296.935	296.935
**D	ISHARES PUBLIC LIMITED COMPANY	405.141	405.141	405.141
**D	ISHARES II PUBLIC LIMITED COMPANY	252.071	252.071	252.071
**D	ISHARES III PUBLIC LIMITED COMPANY	1.682	1.682	1.682
**D	BLACKROCK AM DE FOR ISHARES EURO STOXX (DE)	57.332	57.332	57.332
**D	BLACKROCK AM DE FOR ISHARES STOXX EUROPE MID 200 (DE)	68.452	68.452	68.452
**D	BLACKROCK AM DE FOR ISHARES STOXX EU 600 IND GOODS+SERVICES	32.383	32.383	32.383
**D	BLACKROCK AM DE FOR ISHARES STOXX EUROPE 600 (DE)	75.861	75.861	75.861
**D	SOUTHERN CA UNITED FOOD COMMERCIAL WORKERS UNION FOOD EMPLOYERS	23.315	23.315	23.315
**D	STRUCTURA-ASYMETRY EUROPE EQUITIES	3.363	3.363	3.363
**D	STRUCTURA - SMART EURO EQUITIES	5.153	5.153	5.153
**D	FCP AGIRC INDO	28.500	28.500	28.500
**D	EVOLUTIS	69.584	69.584	69.584
**D	REUNICA CRAM ACTIONS	12.275	12.275	12.275
**D	NADAUD	16.181	16.181	16.181
**D	GRD IFC 97	22.763	22.763	22.763
**D	CAAM ACTIONS INTERNATIONALES	101	101	101
**D	INDOCAM FLAVME	33.592	33.592	33.592
**D	QUERCUS	30.631	30.631	30.631
**D	CAAM SELECT EURO	124.997	124.997	124.997
**D	CAAM ACTIONS EURO CA-ME	36.694	36.694	36.694
**D	FCP PORTFOLIO ACTIONS EUROPE	61.560	61.560	61.560
**D	FCP PORTFOLIO CANTON CREDIT AGRICOLE	4.600.000	4.600.000	4.600.000
**D	CAAM ACTIONS DURABLES	15.000	15.000	15.000
**D	FCP VOLTA	18.625	18.625	18.625
**D	CAAM ACTIONS ZONE EURO	27.047	27.047	27.047
**D	CAAM ACTIONS EURO CREDIT AGRICOLE ASSET	166.685	166.685	166.685
**D	CAAM ACTIONS EURO CREDIT AGRICOLE	172.848	172.848	172.848
**D	CAAM DYNALION EUROPE (CA) - L025	78.155	78.155	78.155



Assemblea Straordinaria del 19 aprile 2011
(2^ Convocazione del 20 aprile 2011)

LISTA ESITO DELLE VOTAZIONE

Oggetto: Mod. artt. 12,14,16,20,27,28,32 Ss Inser. art 34

FAVOREVOLI

Badge	Ragione Sociale	Proprio	Delega	Totale
**D	EUROSOCIETALE		31.000	31.000
**D	LION FLAMME		28.414	28.414
**D	ATOUT EUROLAND		347.224	347.224
**D	ATOUT EUROPE MONDE		37.043	37.043
**D	ACTIF CANTON LCL		518.000	518.000
**D	ASSURDIX		29.851	29.851
**D	CAAM INDEX EUROPE		12.133	12.133
**D	CAAM MONETAIRE PEA		2.928.000	2.928.000
**D	PEP-ISR	740		740
**D	A.A.-IDEAM-ISR	2.800		2.800
**D	PREDICA ISR EUROPE	6.300		6.300
**D	FCP FDRN SGAM	32.000		32.000
**D	FCP ARRCO LONG TERME D	62.000		62.000
**D	FCP CRN SOGE ACTIONS	33.938		33.938
**D	CARP - INDO	93.000		93.000
**D	FCP RSI EURO P	104.326		104.326
**D	FCP ICARE	6.602		6.602
**D	FCP ERAFP ACTIONS INTERNATIONALES II SSGA	6.908		6.908
**D	FCP ERAFP ACTIONS EUROSI EDEAM	57.750		57.750
**D	FCP VILLIERS DIVERSIFIE SGAM	295.000		295.000
**D	FCP VILLIERS DIVERSIFIE AMUNDI	215.735		215.735
**D	FCP ERAFP ACTIONS EUROS3 BNP PAM	463.642		463.642
**D	FCP VILLIERS CROISSANCE	91.389		91.389
**D	FONDS DE RESERVE POUR LES RETRAITES	426.275		426.275
**D	AMUNDI FUNDS GEMS EUROPE ACCOUNT	5.574		5.574
**D	AMUNDI FUNDS INDEX EURO ACCOUNT	22.747		22.747
**D	AMUNDI FUNDS INDEX EUROPE ACCOUNT	21.155		21.155
**D	AMUNDI FUNDS SELECT EURO	17.983		17.983
**D	FORTIS INVESTMENT MANAGEMENT	16.715		16.715
**D	APOLLINE 6 ACTIONS	195.249		195.249
**D	A.A. - BNP PAM - ISR	18.010		18.010
**D	FCP PHARMA PARFRANCE	47.682		47.682
**D	FCP GCRCE ACTION EUROPE 3	30.209		30.209
**D	FCP BOURBON 3	24.599		24.599
**D	BOURBON 4	63.099		63.099
**D	UNIVERS CNP 1	32.000		32.000
**D	FC CARPIMKO	59.130		59.130
**D	CROISSANCE DIVERSIFIE	1.512		1.512
**D	CONCORDE 96	23.475		23.475
**D	EGUREUIL EQUILIBRE	85.710		85.710
**D	EGUREUIL VITALITE	8.701		8.701
**D	CARPIMKO INTERNATIONAL	67.570		67.570



LISTA ESITO DELLE VOTAZIONE

Oggetto: Mod. artt. 12,14,16,20,27,28,32 Ss Inser. art 34

FAVOREVOLI

Badge	Ragione Sociale	Proprio	Delega	Totale
**D	MONTARNASSE LONG TERME	10.960	10.960	10.960
**D	FCP ECUREUIL TONIQUE	1.518	1.518	1.518
**D	IXIS FLAMME	39.440	39.440	39.440
**D	FCP NATIXIS IONIS	1.496	1.496	1.496
**D	I CROISSANCE	22.948	22.948	22.948
**D	CMD AGIRC IXIS D	17.480	17.480	17.480
**D	CDC AD-EUROPE	58.212	58.212	58.212
**D	OACET	6.060	6.060	6.060
**D	BOURBON 5	25.047	25.047	25.047
**D	IXIS EURO ACTIONS	407.840	407.840	407.840
**D	ECUREUIL DYNAMIQUE +	769.350	769.350	769.350
**D	ECUREUIL ENERGIE	236.818	236.818	236.818
**D	FCP HORIZON	2.807	2.807	2.807
**D	ECA DIVERSIFIE	20.780	20.780	20.780
**D	LE LIVRET PORTEFEUILLE SICAV	18.665	18.665	18.665
**D	SEI CNP ASSUR	10.740	10.740	10.740
**D	CNP ASSUR PIERRE	12.952	12.952	12.952
**D	CNP ASSUR VALEURS	20.874	20.874	20.874
**D	SICAV NATIXIS ACTIONS EUROPE HORS FRANCE	23.207	23.207	23.207
**D	AGIRC ED	29.706	29.706	29.706
**D	FCP ABP PERP	22.906	22.906	22.906
**D	FCP FONCIER INVESTISSEMENT	77.000	77.000	77.000
**D	AREGE 2IC	20.638	20.638	20.638
**D	FCP RERC DIVERSIFIE	53.896	53.896	53.896
**D	CARBP DIVERSIFIE	31.023	31.023	31.023
**D	MONNET	7.536	7.536	7.536
**D	FCP RL PREVOYANCE	23.686	23.686	23.686
**D	ABP CROISSANCE RENDEMENT	160.000	160.000	160.000
**D	FRUCTIFONDS VALEURS EUROPEENNES	51.043	51.043	51.043
**D	FCP FRUCTI EUROPE CYCLIQUES	16.000	16.000	16.000
**D	PREPAR CROISSANCE	27.995	27.995	27.995
**D	FCP NATIXIS ACTIONS EUROPEENNES	134.720	134.720	134.720
**D	IMPACT ISR CROISSANCE	7.890	7.890	7.890
**D	FCPE FODIV	3.443	3.443	3.443
**D	IMPACT ISR RENDEMENT SOLIDAIRE	6.868	6.868	6.868
**D	EPEE IMPACT ISR PERFORMANCE	16.679	16.679	16.679
**D	IMPACT ISR DYNAMIQUE	3.689	3.689	3.689
**D	IMPACT ISR EQUILIBRE	38.834	38.834	38.834
**D	ACTORIUM SUPERANNUATION FUND	28.363	28.363	28.363
**D	AVIVA UKGI INVESTMENTS LIMITED	9.818	9.818	9.818
**D	RAIFWAYS PENSION TRUSTEE COMPANY LTD	7.501	7.501	7.501
**D	PRINCIPAL FUNDS INC- INTERNATIONAL	228	228	228
**D	PRINCIPAL VARIABLE CONTRACTS FUND			
**D	GROWTH FUND			
**D	INC ASSET ALLOCATION ACCOUNT			




Assemblea Straordinaria del 19 aprile 2011
(2^ Convocazione del 20 aprile 2011)

LISTA ESITO DELLE VOTAZIONE

Oggetto: Mod. artt. 12,14,16,20,27,28,32 Ss Inscr. art 34

FAVOREVOLI

Badge	Ragione Sociale	Proprio	Delega	Totale
**D	CONSTRUCTION AND BUILDING UNIONS SUPERANNUATION FUND		11.153	11.153
**D	AK STEEL CORPORATION MASTER PENSION TRUST		1.674	1.674
**D	THE PRUDENTIAL SERIES FUND INC-FLEXIBLE MANAGED PORTFOLIO	540		540
**D	THE PRUDENTIAL SERIES FUND INC CONSERVATIVE BALANCED PORTFOLIO	677		677
**D	THE PRUDENTIAL INVESTMENT PORTFOLIOS INCDRYDEN ACTIVE ALLOCATION	387		387
**D	WISDOMTREE DEFA FUND		29.230	29.230
**D	WISDOMTREE DEFA EQUITY INCOME FUND		16.745	16.745
**D	WISDOMTREE GLOBAL EQUITY INCOME FUND		4.269	4.269
**D	WISDOMTREE INTERNATIONAL DIVIDEND		69.348	69.348
**D	CF MACQUARIE GLOBAL INFRASTRUCTURE SECURITIES FUND		174.086	174.086
**D	PS FTSE RAFI DEVEL MAR EXUS PORT		6.677	6.677
**D	STANDARD LIFE INVESTMENTS GLOBAL SICAV		28.687	28.687
**D	MLC LIMITED		2.472	2.472
**D	POWERSHARES GLOBAL FUNDS IRELAND PUBLIC LIMITED COMPANY		4.317	4.317
**D	ING WISDOMTREE GLOBAL HIGH-YIELDING EQUITY INDEX PORTFOLIO		12.442	12.442
**D	ING INTERNATIONAL INDEX PORTFOLIO		10.300	10.300
**D	BOA PERAMETRIC		1.221	1.221
**D	PRINCIPAL FUNDS INC INTERNATIONAL VALUE FUND 1		4.300	4.300
**D	CLAYMORE SP GLOBAL DIV OPP INDEX ETF		12.673	12.673
**D	WISDOMTREE INTERNATIONAL HEDGEDEQUITY FUND		1.534	1.534
**D	ALLSTATE INSURANCE COMPANY		43.961	43.961
**D	VIRTUS GLOBAL INFRASTRUCTURE FUND		89.640	89.640
**D	PRINCIPAL FUNDS INC.-INTERNATIONAL EQUITY INDEX FUND		11.861	11.861
**D	GOLDMAN SACHS INSTITUTIONAL FUNDS PLC		12.353	12.353
**D	HSBC BANK (CAYMAN) LIMITED		8.156	8.156
**D	ALASKA PERMANENT FUND CORPORATION		394.908	394.908
**D	ALASKA PERMANENT FUND CORPORATION		53.591	53.591
**D	EAFE EQUITY FUND		4.332	4.332
**D	ALLIANT TECHSYSTEMS INC DEFINEDBENEFIT MAST		6.482	6.482
**D	AZL INTERNATIONAL INDEX FUND		9.918	9.918
**D	BLUE CROSS BLUE SHIELD OF NORTHCAROLINA RETIR		17.839	17.839
**D	BELLSOUTH CORP REA VEBB TRUST FOR NONREPRESENTABLE EMPLOYEES		1.225	1.225
**D	BELLSOUTH CORPORATION RFA VEBB TRUST		6.623	6.623
**D	CALIFORNIA STATE AUTOMOBILE ASSOCIATER-INSURANCE BUREAU		59.348	59.348
**D	CHILDRENS HOSPITAL LOS ANGELES.		11.945	11.945
**D	THE CANADA LIFE ASSURANCE COMPANY		2.918	2.918
**D	ROYAL BANK OF CANADA INTERNATIONAL STOCK INDEX FUND		16.314	16.314
**D	BNY/MELLON EB COLLECTIVE INVESTMENT FUND PLAN		35.751	35.751
**D	ADVANTAGE FUNDS INC - GLOBAL ALPHA FUND		443	443
**D	DREYFUS INDEX FUNDS INC DREYFUS INTERNATIONAL STC		15.086	15.086
**D	DAY INTERNATIONAL STOCK INDEX FUND		29.592	29.592
**D	COUNTY EMPLOYEES ANNUITY AND BENEFIT FUND OF COOK COUNTY		5.592	5.592
**D	EATON VANGUARD CORPORATION		244	244



Assemblea Straordinaria del 19 aprile 2011
(2^ Convocazione del 20 aprile 2011)

LISTA ESITO DELLE VOTAZIONE

Oggetto: Mod. artt. 12,14,16,20,27,28,32 Ss Inser. art 34

FAVOREVOLI

Badge	Ragione Sociale	Proprio	Delega	Totale
**D	BMO GLOBAL INFRASTRUCTURE FUND		267.840	267.840
**D	FIDELITY CONCORD STREET TRUST: SPARTAN INTERNATIONAL INDEX FD		244.115	244.115
**D	MARSHFIELD CLINIC MASTER TRUST.		60.000	60.000
**D	FIRE AND POLICE PENSION ASSOCIATION OF COLOR		5.251	5.251
**D	FIRE AND POLICE PENSION ASSN OFCOLORADO		7.572	7.572
**D	FLORIDA RETIREMENT SYSTEM .		257.463	257.463
**D	THE GREAT-WEST LIFE ASSURANCE COMPANY		3.109	3.109
**D	INVESTORS GLOBAL INFRASTRUCTURECLASS		24.500	24.500
**D	DELAWARE MACQUARIE GLOBAL INFRASTRUCTURE FUND		32.329	32.329
**D	LONDON LIFE INSURANCE COMPANY .		9.206	9.206
**D	LUCENT TECHNOLOGIES INC. MASTERPENSION TRUST		6.871	6.871
**D	LVIP SSGA INTERNATIONAL INDEX FUND		11.273	11.273
**D	LOUISIANA STATE EMPLOYEES' RETIREMENT SYSTEM		1.470	1.470
**D	TEACHERS' RETIREMENT SYSTEM OF LOUISIANA		2.108	2.108
**D	MELLON BANK NA EMPLOYEE BENEFITCOLLECTIVE INVESTMENT		159.163	159.163
**D	CERVURITE INTERNATIONAL LLC .		3.355	3.355
**D	MUNICIPAL FIRE AND POLICE RETIREMENT SYSTEM OF		1.735	1.735
**D	EMPLOYEE RETIREMENT INCOME PLANTRUST OF 3M COM		2.742	2.742
**D	MARANIC II LLC .		581	581
**D	MANVILLE PERSONAL INJURY SETTLEMENT TRUST		2.614	2.614
**D	MERCY INVESTMENT SERVICES		4.823	4.823
**D	PUBLIC EMPLOYEES RETIREMENT SYSTEM OF MISSISSIPI		21.403	21.403
**D	INVESCO FUNDS CAT 2 SPERRKONTO		150.525	150.525
**D	TREASURER OF THE STATE OF NORTHCAROLINA/EQUITY INVESTMENT FUND POOLED		43.189	43.189
**D	METROPOLITAN EMPLOYEE BENEFIT SYSTEM		54.145	54.145
**D	ROGERSCASEY TARGET SOLUTIONS LLC.		9.048	9.048
**D	THE PENSION PLAN FOR EMPLOYEES OF MARINE ATLANTIC INC.		48.370	48.370
**D	THE XSTRATA CANADA PENSION FUNDS TRST FOREIGN EQUITY FDTY FD		54.497	54.497
**D	NSP MONTICELLO MINNESOTA RETAILQUALIFIED TRUST		1.344	1.344
**D	NSP MINNESOTA PRAIRIE I RETAIL QUALIFIED TRUST		1.080	1.080
**D	NSP MINNESOTA RETAIL PRAIRIE II QUALIFIED TRUST		1.160	1.160
**D	PUBLIC EMPLOYEES RETIREMENT SYSTEM OF NEVADA		77.407	77.407
**D	NEW YORK STATE DEFERRED COMPENSATION PLAN		3.048	3.048
**D	HYDRO ONE PENSION PLAN .		13.654	13.654
**D	OLEARY GLOBAL INFRASTRUCTURE YIELD FUD		50.372	50.372
**D	PUBLIC EMPLOYEES RETIREMENT SYSTEM OF NEVADA		44.200	44.200
**D	OPEN FUND FOR INTERNATIONAL DEVELOPMENT		10.048	10.048
**D	PACIFIC GAS AND ELECTRIC QUALIFIED CPUC DECOMMISSIONING TRUST		963	963
**D	PANAGORA GROUP TRUST .		1.426	1.426
**D	USAA HOSPITEL. MEDICAL PLAN TR.MGMT & NONBARGAINING		5.407	5.407
**D	PUBLIC BASIC RETIREMENT PLAN MASTER TRUST		90.198	90.198
**D	PENSION RESERVES INVESTMENT TRUST FUND		16.610	16.610
**D	PUBLIC EMPLOYEE RETIREMENT SYSTEM OF IDAHO			




Assemblea Straordinaria del 19 aprile 2011
(2^ Convocazione del 20 aprile 2011)

LISTA ESITO DELLE VOTAZIONE

Oggetto: Mod. artt. 12,14,16,20,27,28,32 Ss Inser. art 34

FAVOREVOLI

Badge	Ragione Sociale	Proprio	Delega	Totale
**D	ARIZONA PSPRS TRUST		14.015	14.015
**D	QUEEN'S UNIVERSITY AT KINGSTON		100	100
**D	RENAISSANCE GLOBAL INFRASTRUCTURE FUND		218.799	218.799
**D	AT&T UNION WELFARE BENEFIT TRUST		43.060	43.060
**D	SEMPRA ENERGY PENSION MASTER TRUST		10.549	10.549
**D	SAN DIEGO GAS AND ELEC CO NUCLEAR FACILITIES QUAL DEC		5.468	5.468
**D	TD EMERALD INTERNATIONAL EQUITYINDEX FUND		42.097	42.097
**D	TD INTERNATIONAL INDEX FUND		5.537	5.537
**D	TD EUROPEAN INDEX FUND		1.384	1.384
**D	TEXAS EDUCATION AGENCY		77.504	77.504
**D	IMPERIAL INTERNATIONAL EQUITY POOL		11.654	11.654
**D	TREASURER STATE OF MISSISSIPPI.		18.685	18.685
**D	TEXTRON INC.		103.675	103.675
**D	UNIVERSITY OF PITTSBURGH MEDICAL CENTER SYSTE		16.175	16.175
**D	WEST PENSION TRUST		12.176	12.176
**D	UNITED TECHNOLOGIES CORP. MASTER RETIREMENT TR		55.952	55.952
**D	VIRGINIA RETIREMENT SYSTEM		67.252	67.252
**D	THE BOSTON COMMON INTNL SOCIAL INDEX FUND, LLC		3.025	3.025
**D	FOREST FOUNDATION		74	74
**D	SECOVIA FUNDATION		64	64
**D	STEWARDSHIP FOUNDATION		175	175
**D	WBW TRUST NUMBER ONE		303	303
**D	1975 IRREVOCABLE TRUST OF CD WEYERHAUSER		582	582
**D	1973 IRREVOCABLE TRUST OF CD WEYERHAUSER		193	193
**D	CIBC INTERNATIONAL INDEX FUND		4.456	4.456
**D	CIBC EUROPEAN INDEX FUND		2.242	2.242
**D	CIBC POOLED INTERNATIONAL EQUITY INDEX FUND		2.475	2.475
**D	INTERNATIONAL BANK FOR RECONSTRUCTION AND DEVELOPMENT		6.975	6.975
**D	INTERNATIONAL BANK FOR RECONSTRUCTION AND DEVELOPMENT		25.003	25.003
**D	STICHTING NEDLLOYD PENSIOENFONDS		26.074	26.074
**D	STICHTING PENSIOENFONDS VAN DE AEN AMBRO BANK N.V.		22.109	22.109
**D	STICHTING NEDLLOYD PENSIOENFONDS CATERING		32.400	32.400
**D	STICHTING PENSIOENFONDS HORECA & CATERING		1.189.120	1.189.120
**D	STICHTING BEDRIJFSTAKPENSIOENFONDS VOOR DE MEDIA PNO		39.241	39.241
**D	STICHTING DEPOSITARY APG DEVELOPED MARKETS EQUITY POOL		140.089	140.089
**B	DERBYSHIRE COUNTY COUNCIL SUPERANNUATION FUND		298.221	298.221
**D	LAPARAGE UK PENSION PLAN		233.731	233.731
**D	NATIONAL PENSIONS RESERVE FUND/COMMISSION		227.297	227.297
**D	NATIONAL PENSIONS RESERVE FUND/COMMISSION		3.960	3.960
**D	ESB GENERAL EMPLOYEES SUPERANNUATION SCHEME		625	625
**D	STICHTING BEWAARNAMEING APG-IS2		9.699	9.699
**D	MUTUAL INVESTMENT GUARANTEE AGENCY		17.500	17.500
**D	STICHTING RABOBANK PENSIOENFONDS		73.500	73.500
**D	STICHTING RABOBANK PENSIOENFONDS		17.500	17.500
**D	STICHTING RABOBANK PENSIOENFONDS		73.500	73.500
**D	STICHTING RABOBANK PENSIOENFONDS		17.500	17.500
**D	STICHTING RABOBANK PENSIOENFONDS		73.500	73.500
**D	STICHTING RABOBANK PENSIOENFONDS		17.500	17.500
**D	STICHTING RABOBANK PENSIOENFONDS		73.500	73.500



Assemblea Straordinaria del 19 aprile 2011
(2^ Convocazione del 20 aprile 2011)

LISTA ESITO DELLE VOTAZIONE

Oggetto: Mod. artt. 12,14,16,20,27,28,32 Ss Inscr. art 34

FAVOREVOLI

Badge	Ragione Sociale	Proprio	Delega	Totale
**D	STG PDSV/D GRAFISCHE		22.289	22.289
**D	KAS TRUST BEWAARDER		79.590	79.590
**D	VERMOGENSPARAFU BEHEER			
**D	STICHTING PENSIOENFONDS VOOR DE GRAFISCHE BEDRIJVEN		70.000	70.000
**D	PETTELAAR EFFECTENBEW INZ SNSRESP IND END		30.852	30.852
**D	AMITY EUROPEAN FUND		42.000	42.000
**D	ING GLOBAL EQUITY DIVIDEND AND PREMIUM OPPORTUNITY FUND		761.853	761.853
**D	QUEENSLAND INVESTMENT CORPORATION		26.043	26.043
**D	INVESCO FUNDS		443.953	443.953
**D	ING INTERNATIONAL HIGH DIVIDEND EQUITY INCOME FUND		20.268	20.268
**D	PICTET NON-US EQUITY OFESHORE MAST		96.096	96.096
**D	NON US EQUITY MANAGERS PORTFOLIO 5 OFFSHORE MASTER LP		45.992	45.992
**D	BANK OF AMERICA TESE OMNIBUS		165	165
**D	INVESCO PERPETUAL EUROPEAN EQUITY INCOMETRUST		122.355	122.355
**D	INVESCO PERPETUAL EUROPEAN HIGHINCOME FUND		8.209	8.209
**D	INVESCO PERPETUAL EUROPEAN EQUITY FD		2.256.328	2.256.328
**D	JANA PASSIVE GLOBAL SHARE TRUST		13.997	13.997
**D	INVESCO FUNDS SERIES		106.050	106.050
**D	STATE PUBLIC SECTOR SUPERANNUATION SCHEME		50.802	50.802
**D	TELSTRA SUPERANNUATION SCHEME		73.803	73.803
**D	BERTANI PIER GIORGIO	1.000		1.000
2102	CARADONNA GIANFRANCO MARIA	1		1
2126	AMADIO VITTORIO	5		5
2225	D'ATRI MARIANA			
2255	D&C GOVERNANCE S.R.L.			
DE*	INVESTIMENTI SUD ITALIA S.R.L.			
DE*	AVERARDI GIOVANNI			
2284	ALLEANZA TORO SPA			
DE*	ASSICURAZIONI GENERALI S.P.A.			
DE*	GENERTELLIFE SPA			
505	MINCATO NICOLETTA			
DE*	FONDAZIONE CASSA DI RISPARMIO			
611	VALLE MARCO			
DE*	ALLIANZ GLOBAL INVESTOR ITALIA SGR SPA ALLIANZ AZIONI ITALIA			
864	CUSVAL MAURO			
DE*	SCHEMAVENTOTTO S.P.A.			
DE*	SINTONIA SA			
982	NOTAIOPEDINI LUCIANO			
DE*	GIUNO SERVIZI AMBIENTALI E BONIFICHE SRL			
DE*	411.723.007			
DE*	99.780489			
DE*	68.586535			



Assemblea Straordinaria del 19 aprile 2011
(2^ Convocazione del 20 aprile 2011)

LISTA ESITO DELLE VOTAZIONE
Oggetto: Mod. artt. 12,14,16,20,27,28,32 Ss Inser. art 34

FAVOREVOLI

Badge	Ragione Sociale	Proprio	Delega	Totale
-------	-----------------	---------	--------	--------

